

City of White Salmon
January 2021
Budget Report

TREASURERS REPORT

Fund Totals

City Of White Salmon

01/01/2021 To: 01/31/2021

Time: 14:54:49 Date: 02/18/2021
Page: 1

Fund	Previous Balance	Revenue	Expenditures	Ending Balance	Claims Clearing	Payroll Clearing	Outstanding Deposits	Adjusted Ending Balance
001 Current Expense	868,655.77	118,809.91	294,519.81	692,945.87	1,995.85	1,186.94	-171.80	695,956.86
101 Street Fund	193,268.23	20,070.81	19,023.72	194,315.32	994.62	69.41	0.00	195,379.35
107 Pool Fund	0.00	0.00		0.00	0.00	77.69	0.00	77.69
108 Municipal Capital Imp Fund	294,912.04	10,753.39		305,665.43	0.00	0.00	0.00	305,665.43
110 Fire Reserve Fund	285,682.31	312.78		285,995.09	0.00	0.00	0.00	285,995.09
112 General Fund Reserve	339,154.41	8.02		339,162.43	0.00	0.00	0.00	339,162.43
121 Police Vehicle Reserve Fund	119,973.71	2,512.12		122,485.83	0.00	0.00	0.00	122,485.83
303 Hotel/Motel Taxes	39,696.91	5,065.70		44,762.61	0.00	0.00	0.00	44,762.61
307 New Pool Construction Fund	2,563.96	0.00		2,563.96	0.00	0.00	0.00	2,563.96
401 Water Fund	138,235.10	155,443.27	94,834.87	198,843.50	1,236.28	155.24	-2,162.52	198,072.50
402 Wastewater Collection Fund	347,025.44	78,560.14	17,465.40	408,120.18	995.72	57.12	-2,048.59	407,124.43
408 Water Reserve Fund	423,578.82	4.13		423,582.95	0.00	0.00	0.00	423,582.95
409 Wastewater Reserve Fund	679,098.68	47.88		679,146.56	0.00	0.00	0.00	679,146.56
412 Water Rights Acquisition Fund	295,325.81	12,951.62		308,277.43	-2.69	0.00	-225.00	308,049.74
413 Water Bond Redemption Fund	64,152.75	16,035.67		80,188.42	0.00	0.00	0.00	80,188.42
414 Wastewater Bond Redemption Fund	11,448.23	1,264.33		12,712.56	0.00	0.00	0.00	12,712.56
415 Water Bond Reserve Fund	69,740.33	1,367.07		71,107.40	0.00	0.00	0.00	71,107.40
416 Wastewater Bond Reserve Fund	74,543.47	2.77		74,546.24	0.00	0.00	0.00	74,546.24
417 Treatment Plant Reserve Fund	573,932.29	30.28		573,962.57	0.00	0.00	0.00	573,962.57
418 Water Short Lived Asset Reserve Fund	153,663.17	9,658.33		163,321.50	0.00	0.00	0.00	163,321.50
601 Remittances	0.00	132.24		132.24	0.00	0.00	-6.50	125.74
Totals	4,974,651.43	433,030.46	425,843.80	4,981,838.09	5,219.78	1,546.40	-4,614.41	4,983,989.86

TREASURERS REPORT

Account Totals

City Of White Salmon

01/01/2021 To: 01/31/2021

Time: 14:54:49 Date: 02/18/2021
Page: 2

Cash Accounts	Beg Balance	Deposits	Withdrawals	Ending	Outstanding Rec	Outstanding Exp	Adj Balance
1 Checking Account	3,613,769.18	403,342.99	396,167.48	3,620,944.69	-4,614.41	6,766.18	3,623,096.46
3 Petty Cash	25.00	0.00	0.00	25.00	0.00	0.00	25.00
4 Cash Drawer 1	150.00	0.00	0.00	150.00	0.00	0.00	150.00
5 Cash Drawer 2	150.00	0.00	0.00	150.00	0.00	0.00	150.00
6 Cash Drawer 3	150.00	0.00	150.00	0.00	0.00	0.00	0.00
Total Cash:	3,614,244.18	403,342.99	396,317.48	3,621,269.69	-4,614.41	6,766.18	3,623,421.46
Investment Accounts	Beg Balance	Deposits	Withdrawals	Ending	Outstanding Rec	Outstanding Exp	Adj Balance
2 State Pool	1,360,407.25	161.15	0.00	1,360,568.40	0.00	0.00	1,360,568.40
Total Investments:	1,360,407.25	161.15	0.00	1,360,568.40	0.00	0.00	1,360,568.40
	4,974,651.43	403,504.14	396,317.48	4,981,838.09	-4,614.41	6,766.18	4,983,989.86

TREASURERS REPORT
Fund Investments By Account

City Of White Salmon

Time: 14:54:49 Date: 02/18/2021
 Page: 3

01/01/2021 To: 01/31/2021

Fund Totals:	Previous Balance	Purchases	Interest	Total Investments	Liquidated	Ending Balance
001 000 Current Expense	207,204.97		24.54	24.54		207,229.51
108 000 Municipal Capital Imp Fund	49,657.03		5.88	5.88		49,662.91
110 000 Fire Reserve Fund	107,898.64		12.78	12.78		107,911.42
112 000 General Govt Reserve Fund	67,701.24		8.02	8.02		67,709.26
121 000 Police Vehicle Reserve Fund	102,349.06		12.12	12.12		102,361.18
408 000 Water Reserve Fund	34,873.41		4.13	4.13		34,877.54
409 000 Wastewater Reserve Fund	404,182.84		47.88	47.88		404,230.72
412 000 Water Rights Acquisition Fund	93,725.01		11.10	11.10		93,736.11
415 000 Water Bond Reserve Fund	13,890.59		1.65	1.65		13,892.24
416 000 Wastewater Bond Reserve Fund	23,395.04		2.77	2.77		23,397.81
417 000 Treatment Plant Reserve Fund	255,529.42		30.28	30.28		255,559.70
2 - State Pool	<u>1,360,407.25</u>	<u>0.00</u>	<u>161.15</u>	<u>161.15</u>		<u>1,360,568.40</u>
	<u>1,360,407.25</u>	<u>0.00</u>	<u>161.15</u>	<u>161.15</u>		<u>1,360,568.40</u>

TREASURERS REPORT

Fund Investment Totals

City Of White Salmon

01/01/2021 To: 01/31/2021

Time: 14:54:49 Date: 02/18/2021
Page: 4

Fund Totals:	Previous Balance	Purchases	Interest	Ttl Investments	Liquidated	Investment Bal	Available Cash
001 Current Expense	207,204.97		24.54	24.54		207,229.51	485,716.36
101 Street Fund						0.00	194,315.32
108 Municipal Capital Imp Fund	49,657.03		5.88	5.88		49,662.91	256,002.52
110 Fire Reserve Fund	107,898.64		12.78	12.78		107,911.42	178,083.67
112 General Fund Reserve	67,701.24		8.02	8.02		67,709.26	271,453.17
121 Police Vehicle Reserve Fund	102,349.06		12.12	12.12		102,361.18	20,124.65
303 Hotel/Motel Taxes						0.00	44,762.61
307 New Pool Construction Fund						0.00	2,563.96
401 Water Fund						0.00	198,843.50
402 Wastewater Collection Fund						0.00	408,120.18
408 Water Reserve Fund	34,873.41		4.13	4.13		34,877.54	388,705.41
409 Wastewater Reserve Fund	404,182.84		47.88	47.88		404,230.72	274,915.84
412 Water Rights Acquisition Fund	93,725.01		11.10	11.10		93,736.11	214,541.32
413 Water Bond Redemption Fund						0.00	80,188.42
414 Wastewater Bond Redemption Fund						0.00	12,712.56
415 Water Bond Reserve Fund	13,890.59		1.65	1.65		13,892.24	57,215.16
416 Wastewater Bond Reserve Fund	23,395.04		2.77	2.77		23,397.81	51,148.43
417 Treatment Plant Reserve Fund	255,529.42		30.28	30.28		255,559.70	318,402.87
418 Water Short Lived Asset Reserve Fund						0.00	163,321.50
601 Remittances						0.00	132.24
	<u>1,360,407.25</u>		<u>161.15</u>	<u>161.15</u>		<u>1,360,568.40</u>	<u>3,621,269.69</u>

Ending fund balance (Page 1) - Investment balance = Available cash.

4,981,838.09

TREASURERS REPORT

Outstanding Vouchers

City Of White Salmon

As Of: 01/31/2021 Date: 02/18/2021
 Time: 14:54:49 Page: 5

Year	Trans#	Date	Type	Acct#	Wan#	Vendor	Amount	Memo
2021	306	01/26/2021	Util Pay	1		Xpress Bill Pay	570.35	Xpress Import - CheckFree - 01-26-2021__daily_ba
2021	313	01/27/2021	Util Pay	1		Xpress Bill Pay	100.35	Xpress Import - CheckFree - 01-27-2021__daily_ba
2021	318	01/28/2021	Util Pay	1		Xpress Bill Pay	626.55	Xpress Import - CC - 01-28-2021__daily_batch.csv
2021	319	01/28/2021	Util Pay	1		Xpress Bill Pay	200.00	Xpress Import - Metavante - 01-28-2021__daily_ba
2021	320	01/29/2021	Tr Rec	1		Permitting Customer	120.76	
2021	330	01/29/2021	Util Pay	1		Batch Customer	100.35	
2021	331	01/29/2021	Tr Rec	1		Wavedivision Holdings, LLC	27.54	December Utility Taxes
2021	332	01/29/2021	Tr Rec	1		Klickitat County Clerk Trust Account	30.00	Restitution 16-1-00016-1
2021	334	01/29/2021	Util Pay	1		Xpress Bill Pay	512.14	Xpress Import - CC - 01-29-2021__daily_batch.csv
2021	335	01/29/2021	Util Pay	1		Xpress Bill Pay	365.10	Xpress Import - EFT - 01-29-2021__daily_batch.csv
2021	336	01/29/2021	Util Pay	1		Xpress Bill Pay	444.47	Xpress Import - CheckFree - 01-29-2021__daily_ba
2021	337	01/30/2021	Util Pay	1		Xpress Bill Pay	834.27	Xpress Import - CC - 01-30-2021__daily_batch.csv
2021	338	01/30/2021	Util Pay	1		Xpress Bill Pay	112.03	Xpress Import - EFT - 01-30-2021__daily_batch.csv
2021	339	01/31/2021	Util Pay	1		Xpress Bill Pay	464.17	Xpress Import - CC - 01-31-2021__daily_batch.csv
2021	340	01/31/2021	Util Pay	1		Xpress Bill Pay	106.33	Xpress Import - EFT - 01-31-2021__daily_batch.csv
							4,614.41	
Receipts Outstanding:								
2019	5713	12/31/2019	Claims	1	EFT	Chase Paymentech	30.00	December 2019 Services
2020	4577	12/31/2020	Payroll	1	EFT	Employment Security Department	747.06	4th Quarter 10/01/2020 - 12/31/2020
2016	1220	03/16/2016	Claims	1	31118	Cecelia Joan Huard C/O Brad Huard	6.20	Refund inactive customer credit balance
2017	8301	11/01/2017	Claims	1	33126	David & Angela Hill	87.43	041725.1 - 393 NECERRY ST
2018	768	02/07/2018	Claims	1	33497	Renee Wuollet	11.38	020675.0 - 560 NECENTER PL
2018	1201	03/07/2018	Claims	1	33577	Chris Parker	3.17	040127.2 - 705 NECURCH PLACE # E
2018	3179	06/20/2018	Claims	1	33915	Lourens and Monette Pretorius	16.96	053189.0 - 17 ANNIE LANE
2018	7272	09/05/2018	Payroll	1	34156	Savannah Vargas	49.10	Aug Payroll #2
2018	7524	09/20/2018	Payroll	1	34222	Savannah Vargas	20.68	Sept Payroll #1
2018	8618	12/05/2018	Payroll	1	34449	Angelina Heredia	27.70	Nov Payroll #2
2019	2627	06/05/2019	Claims	1	35066	Christopher Stiffler	168.00	Reimburse - Wildland Firefighter Exam Fee
2019	3568	08/07/2019	Claims	1	35245	Mark Long	179.21	071525.2 - 1196 WJEWETT BLVD 1198 - Refund Credit Balance On Utility Acct #4750
2020	1811	05/06/2020	Claims	1	36098	James B Roberson Trust Lisa Doslu, Trustee	10.38	062750.0 - 625 SWWAUBISH ST- Credit Balance Refund
2020	4413	12/21/2020	Payroll	1	36716	Scotty Harrington	160.69	Dec Payroll #2
2020	4432	12/21/2020	Payroll	1	36723	David S Swann	541.17	Dec Payroll #2
2021	74	01/06/2021	Claims	1	36768	Masonic Lodge # 163	175.00	Parking Lot Lease - January 2021
2021	77	01/06/2021	Claims	1	36771	Reynier, Ron Atty At Law	1,400.00	City Prosecutor Legal Services - January 2021
2020	4588	12/31/2020	Claims	1	36781	Databar	1,440.90	Monthly Utility Bill Mailing - 12/31/2020
2020	4592	12/31/2020	Claims	1	36785	Republic Services #487	461.34	Garbage Services - December 2020

TREASURERS REPORT

Outstanding Vouchers

City Of White Salmon

As Of: 01/31/2021 Date: 02/18/2021
 Time: 14:54:49 Page: 6

Year	Trans#	Date	Type	Acct#	War#	Vendor	Amount	Memo	
2020	4593	12/31/2020	Claims	1	36786	Same Day Stage	49.00	Sample Shipping Service - 12/01/2020	
2021	213	01/20/2021	Claims	1	36794	Columbia Gorge News, LLC	40.00	One Year Subscription	
2021	215	01/20/2021	Claims	1	36796	Leland Gulstine	58.26	052846.0 - 1060 CHAMPION LANE - Utility Account 6224 Credit Balance Refund	
2021	217	01/20/2021	Claims	1	36798	Christina and Andrew Harmon	6.85	051600.0 - 393 NWLOOP RD - Utility Account 6256 Credit Balance Refund	
2021	218	01/20/2021	Claims	1	36799	Thomas Hood	4.71	073225.0 - 1180 SWTHORNTON DR - Utility Account 5592 Credit Balance Refund	
2021	219	01/20/2021	Claims	1	36800	Integrity Building and Construction LLC	39.00	023778.0 - 126 INGRAM PLACE - Utility Account 6193 Credit Balance Refund	
2021	221	01/20/2021	Claims	1	36802	Rebecca Kocher	120.36	041325.0 - 412 NEWISCONSIN ST - Utility Account 5846 Credit Balance Refund	
2021	225	01/20/2021	Claims	1	36806	Randy & Susan Orzeck	40.06	010740.0 - 280 SWRIVERWATCH DR - Utility Account 933 Credit Balance Refund	
2021	226	01/20/2021	Claims	1	36807	RTC	800.00	2021 Membership Contributions	
2021	228	01/20/2021	Claims	1	36809	Jennifer Schwab	49.19	064200.1 - 366 SWEYRIE RD - Utility Account 5929 Credit Balance Refund	
2021	229	01/20/2021	Claims	1	36810	Babs Smith	9.75	024750.0 - 804 SEOAK ST - Utility Account 1336 Credit Balance Refund	
2021	232	01/20/2021	Claims	1	36813	Garret Zallen	0.05	022650.3 - 645 NEGRANDVIEW BLVD - Utility Account 1204 Credit Balance Refund	
2021	208	01/20/2021	Claims	1	36814	Darryl Holloway	12.58	064480.0 - 730 WESTVIEW - Utility Account 2295 Credit Balance Refund	
							6,766.18		
Fund							Claims	Payroll	Total
001 Current Expense							1,995.85	1,186.94	3,182.79
101 Street Fund							994.62	69.41	1,064.03
107 Pool Fund							0.00	77.69	77.69
401 Water Fund							1,236.28	155.24	1,391.52
402 Wastewater Collection Fund							995.72	57.12	1,052.84
412 Water Rights Acquisition Fund							-2.69	0.00	-2.69
							5,219.78	1,546.40	6,766.18

TREASURERS REPORT



Signature Page

City Of White Salmon

01/01/2021 To: 01/31/2021

Time: 14:54:49 Date: 02/18/2021
Page: 7

We the undersigned officers for the City of White Salmon have reviewed the foregoing report and acknowledge that to the best of our knowledge this report is accurate and true:

Signed:  Signed: 
Clerk/Treasurer / Date Chairman Budget Committee / Date

**City of White Salmon
January 2021 Treasurer's Report Reconciliation**

	Revenue	Expenditures	
	433,030.46	425,843.80	
Treasurer's Receipts	196,717.61	206,578.18	Claims
Utility Receipts	206,636.53	189,262.43	Payroll
Interfund Transfers	30,823.75	30,823.75	Interfund Transfers
			Service Charge - Account Analysis
Revenue to Expenditure			Revenue to Expenditure
Expenditure to Revenue	-50.00	-50.00	Expenditure to Revenue (Refund for Business License Fee)
Expenditure to Revenue	-206.07	-206.07	Expenditure to Revenue (Utility Balance Refund)
Expenditure to Revenue	-58.26	-58.26	Expenditure to Revenue (Utility Balance Refund)
Expenditure to Revenue	-6.85	-6.85	Expenditure to Revenue (Utility Balance Refund)
Expenditure to Revenue	-4.71	-4.71	Expenditure to Revenue (Utility Balance Refund)
Expenditure to Revenue	-39.00	-39.00	Expenditure to Revenue (Utility Balance Refund)
Expenditure to Revenue	-120.36	-120.36	Expenditure to Revenue (Utility Balance Refund)
Expenditure to Revenue	-4.00	-4.00	Expenditure to Revenue (Utility Balance Refund)
Expenditure to Revenue	-40.06	-40.06	Expenditure to Revenue (Utility Balance Refund)
Expenditure to Revenue	-49.19	-49.19	Expenditure to Revenue (Utility Balance Refund)
Expenditure to Revenue	-9.75	-9.75	Expenditure to Revenue (Utility Balance Refund)
Expenditure to Revenue	-0.05	-0.05	Expenditure to Revenue (Utility Balance Refund)
Expenditure to Revenue	-107.52	-107.52	Expenditure to Revenue (Utility Balance Refund)
Expenditure to Revenue	-112.16	-112.16	Expenditure to Revenue (Utility Balance Refund)
Expenditure to Revenue	-12.58	-12.58	Expenditure to Revenue (Utility Balance Refund)
Utility NSF	-123.86		
Utility NSF	-65.01		
Utility NSF	-138.00		
	433,030.46	425,843.80	
	0.00	0.00	

City of White Salmon
2021 January Treasurer's Report Reconciliation to Bank Statements

Treasurer's Report Ending Balance	4,981,838.09
Treasurer's Report Adjusted Ending Balance	4,983,989.86
Columbia State Bank (Cash)	3,623,096.46
US Bank (Time Value - Investment)	0.00
WA State Treasurer (State Pool - Investment)	1,360,568.40
Petty Cash	25.00
Drawer 1	150.00
Drawer 2	150.00
Drawer 3	0.00
Total Cash and Investments	4,983,989.86
Less Outstanding Checks (Page 6 of Treasurer's Report)	-6,766.18
Plus Outstanding Deposits (Page 1 of Treasurer's Report)	4,614.41
Bank Statement Adjusted Ending Balance	4,981,838.09
Difference	0.00

BANK RECONCILIATION

City Of White Salmon

Time: 14:40:03 Date: 02/18/2021

01/01/2021 To: 01/31/2021

Page: 1

1 Checking Account

Date	Balance Forward	3,873,011.40
12/28/2020		45.32
12/29/2020		225.33
12/30/2020		1,254.17
12/31/2020		1,283.66
01/01/2021		3,474.02
01/02/2021		1,978.71
01/03/2021		631.26
01/04/2021		11,717.16
01/05/2021		7,519.24
01/06/2021		7,143.86
01/07/2021		56,413.91
01/08/2021		44,941.78
01/09/2021		671.43
01/10/2021		924.61
01/11/2021		10,490.11
01/12/2021		3,774.78
01/13/2021		3,042.13
01/14/2021		5,367.83
01/15/2021		16,398.40
01/16/2021		1,344.37
01/17/2021		4,054.22
01/18/2021		5,635.52
01/19/2021		27,146.69
01/20/2021		65,623.69
01/21/2021		26,553.65
01/22/2021		10,822.49
01/23/2021		100.35
01/24/2021		224.21
01/25/2021		2,004.90
01/26/2021		4,320.12
01/27/2021		4,103.70
01/28/2021		12,944.83
01/29/2021		59,360.61
	Total Credits:	401,537.06

Year	Trans#	Date	Type	Chk#	Vendor	
2020	1839	05/06/2020	Claims	36126	Worldwide Marriage Encounter Columbia	150.00
2020	3914	11/04/2020	Claims	36557	Masonic Lodge # 163	175.00
2020	4254	12/02/2020	Claims	36659	Masonic Lodge # 163	175.00
2020	4314	12/09/2020	Claims	36675	US Bank	9,374.66
2020	4366	12/16/2020	Claims	36680	Aspect Consulting	7,888.50
2020	4368	12/16/2020	Claims	36682	Darlissa Black	150.00
2020	4376	12/16/2020	Claims	36690	Jaques Sharp	1,237.50
2020	4382	12/16/2020	Claims	36696	Office Depot	68.65
2020	4387	12/16/2020	Claims	36701	Same Day Stage	54.00
2020	4389	12/16/2020	Claims	36703	Traffic Safety Supply Co. Inc.	1,256.41
2020	4394	12/16/2020	Claims	36708	WA State Patrol	71.25
2020	4395	12/16/2020	Claims	36709	WWCPA	20.00
2020	4422	12/21/2020	Payroll	36717	Chris Moore	145.91
2020	4424	12/21/2020	Payroll	36718	Scott Perala	280.74
2020	4436	12/21/2020	Payroll	36727	Thierry Wykes	166.23
2020	4464	12/21/2020	Claims	36728	CenturyLink	1,358.94
2020	4465	12/21/2020	Claims	36729	Sunset Air, Inc.	9,534.89
2020	4527	12/30/2020	Claims	36730	Cashiering Unit WA State Dept Ecology	50.00

BANK RECONCILIATION

City Of White Salmon

Time: 14:40:03 Date: 02/18/2021

01/01/2021 To: 01/31/2021

Page: 2

Year	Trans#	Date	Type	Chk#	Vendor	
2020	4544	12/30/2020	Claims		Kenneth B. Woodrich PC	2,868.00
2020	4545	12/30/2020	Claims	36734	Ace Hardware	100.72
2020	4546	12/30/2020	Claims	36735	Anderson-Perry & Associates, Inc.	5,616.15
2020	4547	12/30/2020	Claims	36736	Aramark Uniform Services	361.75
2020	4548	12/30/2020	Claims	36737	BSK Associates	155.00
2020	4549	12/30/2020	Claims	36738	Bell Design Company	630.00
2020	4550	12/30/2020	Claims	36739	Brenntag Pacific, Inc	1,847.42
2020	4551	12/30/2020	Claims	36740	City Of White Salmon	47,611.28
2020	4552	12/30/2020	Claims	36741	Coburn Electric, Inc.	761.10
2020	4553	12/30/2020	Claims	36742	Databar	1,431.81
2020	4554	12/30/2020	Claims	36743	H.D. Fowler Company	5,062.34
2020	4555	12/30/2020	Claims	36744	Hunsaker Oil Company Inc	628.20
2020	4556	12/30/2020	Claims	36745	Jaques Sharp	465.00
2020	4557	12/30/2020	Claims	36746	Ned Kindler	139.80
2020	4558	12/30/2020	Claims	36747	Klickitat County Prosecutor	2.61
2020	4559	12/30/2020	Claims	36748	Mitchell K. Wilson, Interpreter	94.76
2020	4560	12/30/2020	Claims	36749	NAPA Auto Parts dba of TWGW, Inc	783.58
2020	4561	12/30/2020	Claims	36750	Northwest Natural Gas Co	487.69
2020	4562	12/30/2020	Claims	36751	Office Depot	720.11
2020	4563	12/30/2020	Claims	36752	One Call Concepts Inc	31.03
2020	4564	12/30/2020	Claims	36753	Owen Equipment Company	782.73
2020	4565	12/30/2020	Claims	36754	PUD No 1 Of Klickitat County	8,568.54
2020	4566	12/30/2020	Claims	36755	Pioneer Surveying Engineering Inc	2,278.00
2020	4567	12/30/2020	Claims	36756	Public Safety Testing	131.00
2020	4568	12/30/2020	Claims	36757	Radcomp Technologies	19.33
2020	4569	12/30/2020	Claims	36758	Traffic Safety Supply Co. Inc.	1,616.35
2020	4570	12/30/2020	Claims	36759	TransUnion Risk & Alternative	53.75
2020	4571	12/30/2020	Claims	36760	US Bank	11,333.36
2020	4572	12/30/2020	Claims	36761	Southwest Region WA Department of Transportation	73.92
2020	4573	12/30/2020	Claims	36762	WA State Treas. Cash Mgmt Dept	257.77
2020	4574	12/30/2020	Claims	36763	Wilcox & Flegel	906.07
2020	4540	12/31/2020	Claims		Xpress Bill Pay	531.16
2020	4541	12/31/2020	Claims		Chase Paymentech	1,456.17
2020	4575	12/31/2020	Payroll		Department Of Labor & Industries	10,471.88
2020	4576	12/31/2020	Payroll		Employment Security Department - PFMLA	968.48
2020	4578	12/31/2020	Payroll		Oregon Dept. of Revenue - Transit Tax	16.15
2020	4579	12/31/2020	Claims	36774	David Frame and Jennifer Ulrich	1,100.00
2020	4580	12/31/2020	Ser Chge		Columbia Bank #1080	247.68
2020	4583	12/31/2020	Claims	36776	Anderson-Perry & Associates, Inc.	36,253.72
2020	4584	12/31/2020	Claims	36777	Aspect Consulting	1,476.25
2020	4585	12/31/2020	Claims	36778	Bingen, City Of	28,327.38
2020	4586	12/31/2020	Claims	36779	Columbia Gorge News, LLC	244.00
2020	4587	12/31/2020	Claims	36780	DataPro Solutions, Inc	161.68
2020	4589	12/31/2020	Claims	36782	Municipal Emergency Services	2,312.12
2020	4590	12/31/2020	Claims	36783	Owen Equipment Company	42,090.71
2020	4591	12/31/2020	Claims	36784	Pacer Propane LLC	118.78
2020	4594	12/31/2020	Claims	36787	Shred-it USA LLC	175.36
2020	4595	12/31/2020	Claims	36788	USA Blue Book	19.70
2020	4596	12/31/2020	Claims	36789	Verizon Wireless	1,309.35
2020	4597	12/31/2020	Claims	36790	WSP USA Inc.	2,782.91
2021	1	01/05/2021	Payroll		Ryan Hardie Adam	1,380.27
2021	2	01/05/2021	Payroll		William R Avery II	2,723.51
2021	3	01/05/2021	Payroll		Jan Brending	2,776.97
2021	4	01/05/2021	Payroll		Erika Castro-Guzman	1,913.25
2021	5	01/05/2021	Payroll		Jeffrey Cooper	1,770.04
2021	6	01/05/2021	Payroll		Kate E Daniels	2,042.16
2021	7	01/05/2021	Payroll		Andrew Dirks	1,721.17

BANK RECONCILIATION

City Of White Salmon

Time: 14:40:03 Date: 02/18/2021

01/01/2021 To: 01/31/2021

Page: 3

Year	Trans#	Date	Type	Chk#	Vendor	
2021	8	01/05/2021	Payroll		Lisa L George	1,933.47
2021	9	01/05/2021	Payroll		Suzanne Glaser	92.35
2021	10	01/05/2021	Payroll		Edward L Gunnyon	2,854.00
2021	11	01/05/2021	Payroll		Jason L Hartmann	152.49
2021	12	01/05/2021	Payroll		Michael L Hepner	3,063.75
2021	13	01/05/2021	Payroll		F Jay Holtmann	92.35
2021	14	01/05/2021	Payroll		William F Hunsaker	2,534.75
2021	15	01/05/2021	Payroll		Marla A Keethler	601.63
2021	16	01/05/2021	Payroll		Jason Kinley	1,596.38
2021	17	01/05/2021	Payroll		Katie G Kreps	1,546.26
2021	18	01/05/2021	Payroll		Ross E Lambert	2,904.61
2021	19	01/05/2021	Payroll		Joshua Lewis	2,105.60
2021	20	01/05/2021	Payroll		David S Lindley	152.49
2021	21	01/05/2021	Payroll		Madelynn M McIlwain	1,858.66
2021	22	01/05/2021	Payroll		Patrick R Munyan Jr	3,473.95
2021	23	01/05/2021	Payroll		Stephanie M Porter	1,849.21
2021	24	01/05/2021	Payroll		Ashley Post	152.49
2021	25	01/05/2021	Payroll		Frank Randall	2,610.74
2021	26	01/05/2021	Payroll		James A Ransier	152.49
2021	27	01/05/2021	Payroll		Troy Rosenburg	2,381.27
2021	28	01/05/2021	Payroll	36731	Joseph Turkiewicz	152.49
2021	29	01/05/2021	Payroll	36732	Jess W Wardwell	92.35
2021	30	01/05/2021	Payroll		AFLAC	247.14
2021	31	01/05/2021	Payroll		Association Of WA Cities	35,508.15
2021	32	01/05/2021	Payroll		Internal Revenue Service	16,766.62
2021	33	01/05/2021	Payroll		LifeSecure Insurance Company	371.09
2021	34	01/05/2021	Payroll		LifeSecure Insurance Company	1,103.52
2021	35	01/05/2021	Payroll		LifeSecure Insurance Company	240.69
2021	36	01/05/2021	Payroll		Oregon Department of Revenue	187.00
2021	37	01/05/2021	Payroll		Standard Insurance	393.00
2021	38	01/05/2021	Payroll		WA State Dept Retirement Systems	75.00
2021	39	01/05/2021	Payroll		WA State Dept Retirement Systems	12,012.94
2021	40	01/05/2021	Payroll	36733	WSCCCE	798.70
2021	70	01/06/2021	Claims	36764	Association Of WA Cities	1,528.00
2021	71	01/06/2021	Claims	36765	Charter Communications	246.95
2021	72	01/06/2021	Claims	36766	Gorge Networks Inc	772.34
2021	73	01/06/2021	Claims	36767	Ned Kindler	144.60
2021	75	01/06/2021	Claims	36769	Mosier WiNet	455.00
2021	76	01/06/2021	Claims	36770	Municode	225.00
2021	78	01/06/2021	Claims	36772	Risk Management Service Agency	163,987.97
2021	79	01/06/2021	Claims	36773	Larry Spencer	144.60
2021	103	01/11/2021	Claims	36775	Linh Lam	50.00
2021	152	01/20/2021	Payroll		Ryan Hardie Adam	1,271.16
2021	153	01/20/2021	Payroll		William R Avery II	2,725.13
2021	154	01/20/2021	Payroll		Jan Brending	2,777.37
2021	155	01/20/2021	Payroll		Erika Castro-Guzman	1,774.45
2021	156	01/20/2021	Payroll		Jeffrey Cooper	3,053.56
2021	157	01/20/2021	Payroll		Kate E Daniels	2,458.82
2021	158	01/20/2021	Payroll		Andrew Dirks	1,560.47
2021	159	01/20/2021	Payroll		Lisa L George	1,788.70
2021	160	01/20/2021	Payroll		Edward L Gunnyon	3,406.74
2021	161	01/20/2021	Payroll		Michael L Hepner	3,063.75
2021	162	01/20/2021	Payroll		William F Hunsaker	2,535.03
2021	163	01/20/2021	Payroll		Jason Kinley	2,379.26
2021	164	01/20/2021	Payroll		Katie G Kreps	1,413.63
2021	165	01/20/2021	Payroll		Ross E Lambert	1,821.44
2021	166	01/20/2021	Payroll		Joshua Lewis	1,832.22

BANK RECONCILIATION

City Of White Salmon

Time: 14:40:03 Date: 02/18/2021

01/01/2021 To: 01/31/2021

Page: 4

Year	Trans#	Date	Type	Chk#	Vendor	
2021	167	01/20/2021	Payroll		Madelynn M McIlwain	2,132.64
2021	168	01/20/2021	Payroll		Patrick R Munyan Jr	3,474.64
2021	169	01/20/2021	Payroll		Stephanie M Porter	1,692.53
2021	170	01/20/2021	Payroll		Frank Randall	2,752.26
2021	171	01/20/2021	Payroll		Troy Rosenburg	1,575.68
2021	172	01/20/2021	Payroll		Internal Revenue Service	17,040.25
2021	173	01/20/2021	Payroll		Oregon Department of Revenue	173.00
2021	174	01/20/2021	Payroll		WA State Dept Retirement Systems	75.00
2021	175	01/20/2021	Payroll		WA State Dept Retirement Systems	12,099.70
2021	209	01/20/2021	Claims	36815	Craig and Erin Spaeth	112.16
2021	210	01/20/2021	Claims	36791	Crystal Borup and Peter Popenoe	107.52
2021	211	01/20/2021	Claims	36792	CenturyLink	1,372.99
2021	212	01/20/2021	Claims	36793	Todd Clay and Karen Joplin	206.07
2021	214	01/20/2021	Claims	36795	Department of Natural Resources	14,871.14
2021	216	01/20/2021	Claims	36797	H2Oregon Bottled Water	20.96
2021	220	01/20/2021	Claims	36801	Klickitat County Health Dept	140.00
2021	222	01/20/2021	Claims	36803	Loik Home LLC	4.00
2021	223	01/20/2021	Claims	36804	Municode	3,440.00
2021	224	01/20/2021	Claims	36805	Office Depot	111.49
2021	227	01/20/2021	Claims	36808	Radcomp Technologies	4,516.49
2021	230	01/20/2021	Claims	36811	WA Assn Sheriffs & Police Chiefs	60.00
2021	231	01/20/2021	Claims	36812	Wilcox & Flegel	1,252.55
2021	250	01/20/2021	Ser Chge		Izak and Hannah Riley	123.86
2021	251	01/20/2021	Ser Chge		Craig & Kelly Sawyer	65.01
2021	240	01/21/2021	Claims		WA State Dept Revenue/Excise	10,052.54
2021	346	01/28/2021	Ser Chge		Leslie Phelps	138.00
Total Debits:						651,452.00
Reconciled Bank Balance:						3,623,096.46
2021	306	01/26/2021	Util Pay	54269	Xpress Bill Pay	570.35
2021	313	01/27/2021	Util Pay	54276	Xpress Bill Pay	100.35
2021	318	01/28/2021	Util Pay	54281	Xpress Bill Pay	626.55
2021	319	01/28/2021	Util Pay	54282	Xpress Bill Pay	200.00
2021	320	01/29/2021	Tr Rec	54283	Permitting Customer	120.76
2021	330	01/29/2021	Util Pay	54284	Batch Customer	100.35
2021	331	01/29/2021	Tr Rec	54285	Wavedivision Holdings, LLC	27.54
2021	332	01/29/2021	Tr Rec	54286	Klickitat County Clerk Trust Account	30.00
2021	334	01/29/2021	Util Pay	54288	Xpress Bill Pay	512.14
2021	335	01/29/2021	Util Pay	54289	Xpress Bill Pay	365.10
2021	336	01/29/2021	Util Pay	54290	Xpress Bill Pay	444.47
2021	337	01/30/2021	Util Pay	54291	Xpress Bill Pay	834.27
2021	338	01/30/2021	Util Pay	54292	Xpress Bill Pay	112.03
2021	339	01/31/2021	Util Pay	54293	Xpress Bill Pay	464.17
2021	340	01/31/2021	Util Pay	54294	Xpress Bill Pay	106.33
Outstanding Credits:						-4,614.41
2016	1220	03/16/2016	Claims	31118	Huard C/O Brad Huard, Cecelia Joan	6.20
2017	8301	11/01/2017	Claims	33126	Hill, David & Angela	87.43
2018	768	02/07/2018	Claims	33497	Wuollet, Renee	11.38
2018	1201	03/07/2018	Claims	33577	Parker, Chris	3.17
2018	3179	06/20/2018	Claims	33915	Pretorius, Lourens and Monette	16.96
2018	7272	09/05/2018	Payroll	34156	Vargas, Savannah	49.10
2018	7524	09/20/2018	Payroll	34222	Vargas, Savannah	20.68
2018	8618	12/05/2018	Payroll	34449	Heredia, Angelina	27.70
2019	2627	06/05/2019	Claims	35066	Stiffler, Christopher	168.00
2019	3568	08/07/2019	Claims	35245	Long, Mark	179.21
2019	5713	12/31/2019	Claims		Chase Paymentech	30.00

BANK RECONCILIATION

City Of White Salmon

Time: 14:40:03 Date: 02/18/2021

01/01/2021 To: 01/31/2021

Page: 5

2020	1811	05/06/2020	Claims	36098	Lisa Doslu, Trustee, James B Roberson Trust	10.38
2020	4413	12/21/2020	Payroll	36716	Harrington, Scotty	160.69
2020	4432	12/21/2020	Payroll	36723	Swann, David S	541.17
2020	4577	12/31/2020	Payroll		Employment Security Department	747.06
2020	4588	12/31/2020	Claims	36781	Databar	1,440.90
2020	4592	12/31/2020	Claims	36785	Republic Services #487	461.34
2020	4593	12/31/2020	Claims	36786	Same Day Stage	49.00
2021	74	01/06/2021	Claims	36768	Masonic Lodge # 163	175.00
2021	77	01/06/2021	Claims	36771	Reynier, Ron Atty At Law	1,400.00
2021	208	01/20/2021	Claims	36814	Holloway, Darryl	12.58
2021	213	01/20/2021	Claims	36794	Columbia Gorge News, LLC	40.00
2021	215	01/20/2021	Claims	36796	Gulstine, Leland	58.26
2021	217	01/20/2021	Claims	36798	Harmon, Christina and Andrew	6.85
2021	218	01/20/2021	Claims	36799	Hood, Thomas	4.71
2021	219	01/20/2021	Claims	36800	Integrity Building and Construction LLC	39.00
2021	221	01/20/2021	Claims	36802	Kocher, Rebecca	120.36
2021	225	01/20/2021	Claims	36806	Orzeck, Randy & Susan	40.06
2021	226	01/20/2021	Claims	36807	RTC	800.00
2021	228	01/20/2021	Claims	36809	Schwab, Jennifer	49.19
2021	229	01/20/2021	Claims	36810	Smith, Babs	9.75
2021	232	01/20/2021	Claims	36813	Zallen, Garret	0.05
2021	321	01/25/2021	Ser Chge		Viridian Mangmt for Rhine Village	
2021	322	01/25/2021	Ser Chge		Viridian Mangmt for Rhine Village	
2021	323	01/25/2021	Ser Chge		Viridian Mangmt for Rhine Village	
2021	324	01/25/2021	Ser Chge		Viridian Mangmt for Rhine Village	
2021	325	01/25/2021	Ser Chge		Viridian Mangmt for Rhine Village	
2021	326	01/25/2021	Ser Chge		Viridian Mangmt for Rhine Village	
2021	327	01/25/2021	Ser Chge		Viridian Mangmt for Rhine Village	
2021	328	01/29/2021	Ser Chge		Viridian Mangmt for Rhine Village	
2021	329	01/25/2021	Ser Chge		Viridian Mangmt for Rhine Village	

Outstanding Debits: 6,766.18

Reconciled Book Balance: 3,620,944.69



Direct Inquiries to:
 White Salmon (509) 493-2500
 P O Box 279 White Salmon WA 98672

STATEMENT OF ACCOUNT

Statement Date: 01/31/21
 Last Statement Date: 12/31/20
 Account: XXXXXX2469

CITY OF WHITE SALMON
 PO BOX 2139
 WHITE SALMON WA 98672-2139

SUMMARY OF ACCOUNT BALANCES

Account Name	Account Number	Ending Balance
Public Checking	XXXXXX2469	\$3,623,096.46

Public Checking

Account Number	XXXXXX2469	Beginning Balance	\$3,873,011.40
Low Balance	\$3,548,283.47	Credits	
		Deposits	\$141,870.65
		ACH Credits	\$263,391.66
		Other Credits	\$34.65
		Total Credits	\$405,296.96
		Total Account Fees	\$0.00
		Debits	
		ACH Debits	\$214,583.27
		Other Debits	\$4,334.45
		Electronic Checks	\$0.00
		Checks	\$436,294.18
		Total Debits	\$655,211.90
		Ending Balance	\$3,623,096.46

DEPOSITS

Date	Description	Amount
01-04	Deposit	\$241.71
01-05	Deposit	\$150.00
01-05	Deposit	\$8,851.90
01-06	Deposit	\$2,684.62
01-07	Deposit	\$4,314.53
01-08	Deposit	\$53,685.89
01-11	Deposit	\$7,439.65
01-12	Deposit	\$7,481.65
01-13	Deposit	\$1,139.25
01-14	Deposit	\$1,834.04
01-15	Deposit	\$2,664.12

BANK RECONCILIATION

City Of White Salmon

Time: 14:45:41 Date: 02/18/2021

01/01/2021 To: 01/31/2021

Page: 1

2 State Pool

Date	Balance Forward	
01/31/2021	1,360,407.25	
		161.15
	Total Credits:	161.15

Year	Trans#	Date	Type	Chk#	Vendor
------	--------	------	------	------	--------

Total Debits:	0.00
Reconciled Bank Balance:	1,360,568.40
Outstanding Credits:	
Outstanding Debits:	
Reconciled Book Balance:	1,360,568.40

Local Government Investment Pool
Statement of Account for No: 02530
Primary Account
January 2021

CITY OF WHITE SALMON
PO BOX 2139
WHITE SALMON, WA 98672-8672

Date	Description	Comment	Deposits	Withdrawals	Balance
01/01/2021	Beginning Balance				1,360,407.25
01/31/2021	Month End Balance				1,360,407.25
	January Earnings	Daily Factor Earnings	161.15		
	Net Ending Balance				1,360,568.40

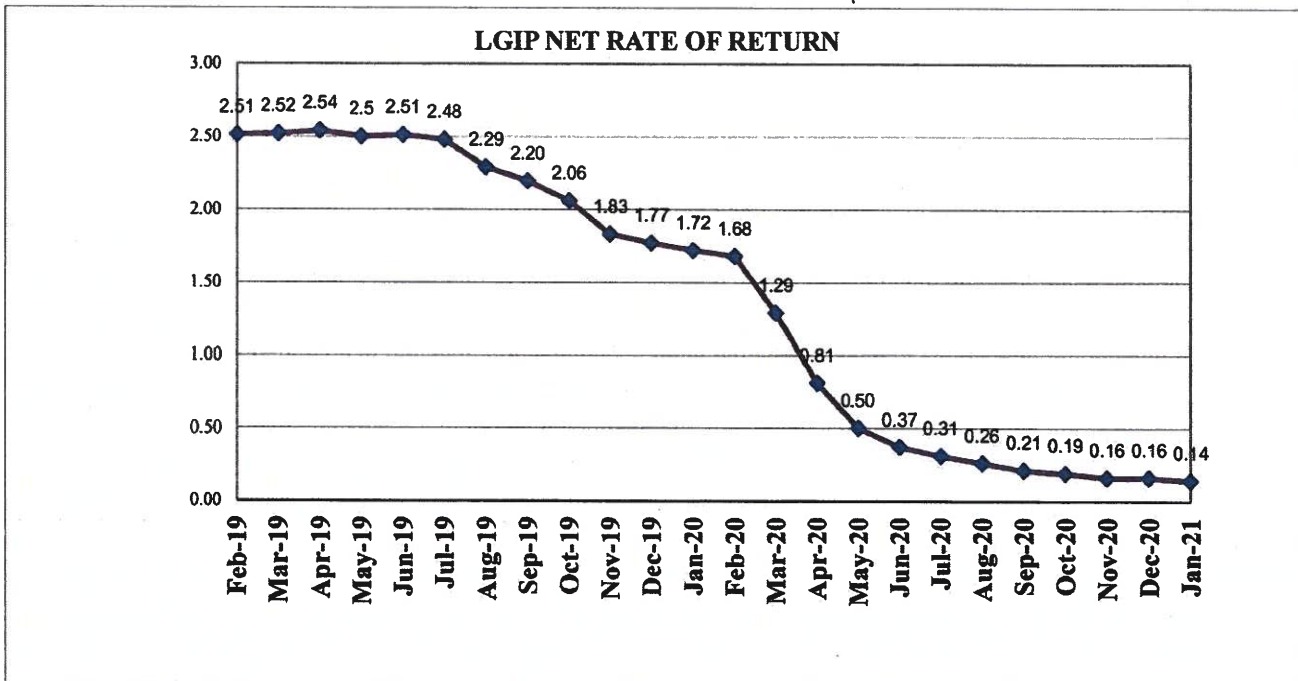
Account Summary

Beginning Balance:	1,360,407.25	Gross Earnings:	167.76
Deposits:	0.00	Administrative Fee:	6.61
Withdrawals:	0.00	Net Earnings:	161.15
Month End Balance:	1,360,407.25		
Administrative Fee Rate:	0.0057 %	Net Ending Balance:	1,360,568.40
Gross Earnings Rate:	0.1452 %		
Net Earnings Rate:	0.1395 %	Average Daily Balance:	1,360,407.25

**WASHINGTON STATE
LOCAL GOVERNMENT INVESTMENT POOL
January 31, 2021**

Investment Type	Average Balance	Jan-21	Average Balance	2021
	<u>Jan-21</u>	<u>Percentage</u>	<u>CY 2021</u>	<u>Percentage</u>
Agency Discount Notes	45,157,848.34	0.22%	45,157,848.34	0.22%
Agency Floating Rate Notes	2,549,202,208.37	12.26%	2,549,202,208.37	12.26%
Agency Variable Rate Notes	249,910,654.72	1.20%	249,910,654.72	1.20%
Certificates of Deposit	168,129,032.26	0.81%	168,129,032.26	0.81%
IB Bank Deposit	2,412,941,257.04	11.60%	2,412,941,257.04	11.60%
Repurchase Agreements	874,193,548.39	4.20%	874,193,548.39	4.20%
SOFR Floating Rate Notes	0.00	0.00%	0.00	0.00%
Supras - Bullets	77,527,984.33	0.37%	77,527,984.33	0.37%
Supras - Discount Notes	149,932,500.00	0.72%	149,932,500.00	0.72%
Supras- Floating Rate Notes	0.00	0.00%	0.00	0.00%
Supras - Variables	0.00	0.00%	0.00	0.00%
Term Repurchase Agreements	461,290,322.58	2.22%	461,290,322.58	2.22%
U.S. Treasury Securities	12,733,372,843.13	61.23%	12,733,372,843.13	61.23%
US Treasury Floating Rate Notes	1,074,693,074.32	5.17%	1,074,693,074.32	5.17%
Total Avg Daily Balance	20,796,351,273.47	100.00%	20,796,351,273.49	100.00%

Avg Days to Maturity 48 days



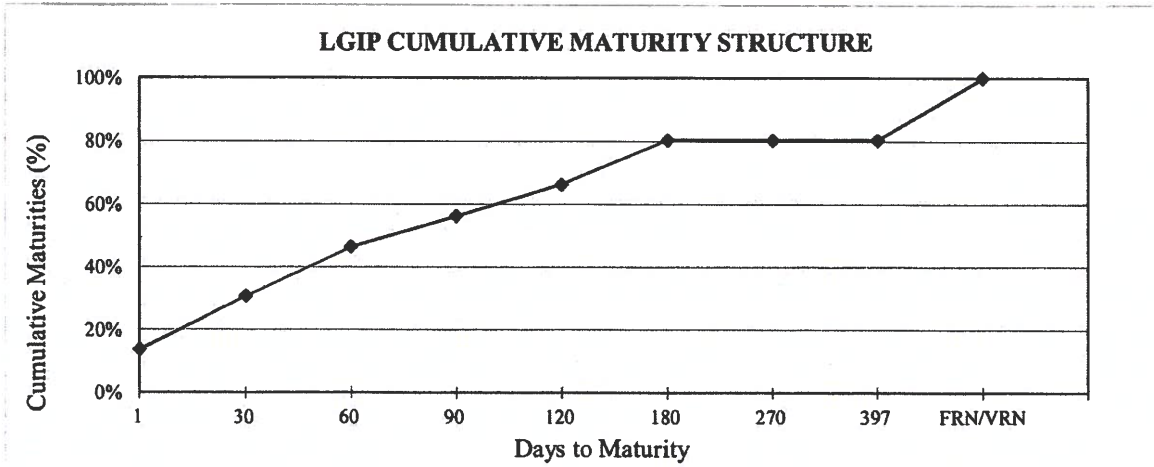
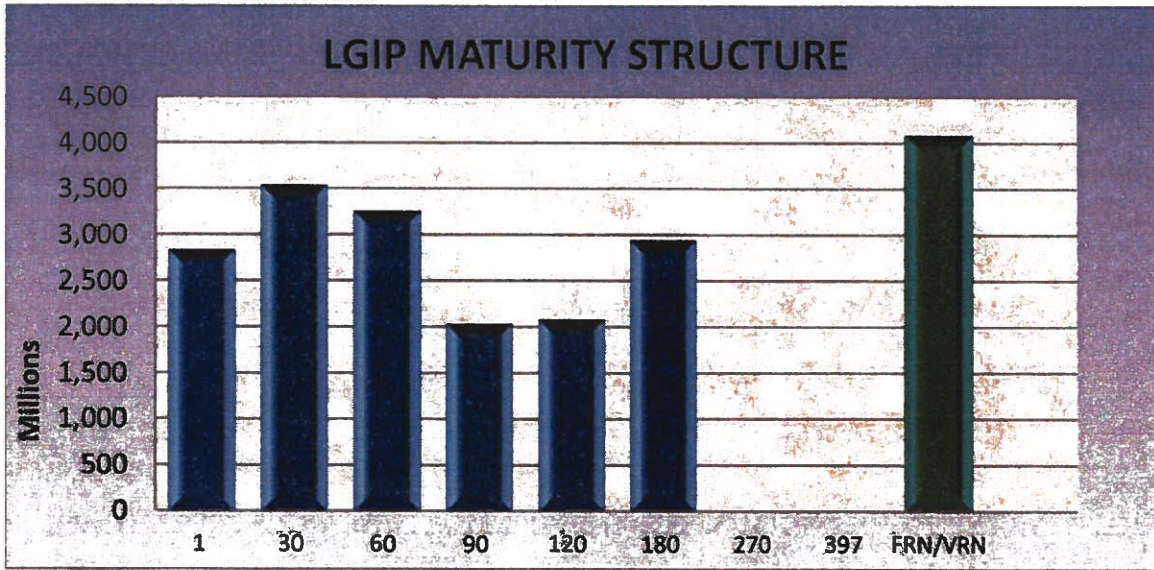
* Rates are calculated on a 365-day basis

**WASHINGTON STATE
LOCAL GOVERNMENT INVESTMENT POOL
January 31, 2021**

<u>DAYS TO MATURITY</u>	<u>\$ MATURING (PAR VALUE)*</u>	<u>% MATURING</u>	<u>CUMULATIVE % MATURING</u>
1	2,824.01	13.6%	13.6%
2-30	3,527.14	17.0%	30.7%
31-60	3,248.80	15.7%	46.4%
61-90	2,025.95	9.8%	56.2%
91-120	2,073.35	10.0%	66.2%
121-180	2,932.10	14.2%	80.3%
181-270	0.00	0.0%	80.3%
271-397	0.00	0.0%	80.3%
FRN/VRN	4,069.30	19.7%	100.0%

PORTFOLIO TOTAL: 20,700.65

* Amounts in millions of dollars



INVESTMENT TRANSACTION JOURNAL

City Of White Salmon

Time: 14:42:45 Date: 02/18/2021

Page: 1

Trans	Date	Acct #	Type	Vendor	Amount	Memo	
1	01/31/2021	2	Interest	WA State Investment Pool	161.15		
			Fund		Purchased	Interest	
						Liquidated	
			001 - 000 Current Expense			24.54	
			108 - 000 Municipal Capital Imp Fund			5.88	
			110 - 000 Fire Reserve Fund			12.78	
			112 - 000 General Govt Reserve Fund			8.02	
			121 - 000 Police Vehicle Reserve Fund			12.12	
			408 - 000 Water Reserve Fund			4.13	
			409 - 000 Wastewater Reserve Fund			47.88	
			412 - 000 Water Rights Acquisition Fund			11.10	
			415 - 000 Water Bond Reserve Fund			1.65	
			416 - 000 Wastewater Bond Reserve Fund			2.77	
			417 - 000 Treatment Plant Reserve Fund			30.28	
			Fund Totals		Purchases	Interest	Liquidations
			001 000 - Current Expense		0.00	24.54	0.00
			108 000 - Municipal Capital Imp Fund		0.00	5.88	0.00
			110 000 - Fire Reserve Fund		0.00	12.78	0.00
			112 000 - General Govt Reserve Fund		0.00	8.02	0.00
			121 000 - Police Vehicle Reserve Fund		0.00	12.12	0.00
			408 000 - Water Reserve Fund		0.00	4.13	0.00
			409 000 - Wastewater Reserve Fund		0.00	47.88	0.00
			412 000 - Water Rights Acquisition Fund		0.00	11.10	0.00
			415 000 - Water Bond Reserve Fund		0.00	1.65	0.00
			416 000 - Wastewater Bond Reserve Fund		0.00	2.77	0.00
			417 000 - Treatment Plant Reserve Fund		0.00	30.28	0.00
					0.00	161.15	0.00

BANK RECONCILIATION

City Of White Salmon

Time: 14:46:06 Date: 02/18/2021

01/01/2021 To: 01/31/2021

Page: 1

3 Petty Cash

Date	Balance Forward	25.00
------	-----------------	-------

Total Credits:	0.00
----------------	------

Year	Trans#	Date	Type	Chk#	Vendor
------	--------	------	------	------	--------

Total Debits:	0.00
---------------	------

Reconciled Bank Balance:	25.00
--------------------------	-------

Outstanding Credits:	
----------------------	--

Outstanding Debits:	
---------------------	--

Reconciled Book Balance:	25.00
---------------------------------	--------------

BANK RECONCILIATION

City Of White Salmon

Time: 14:46:24 Date: 02/18/2021

01/01/2021 To: 01/31/2021

Page: 1

4 Cash Drawer 1

Date	Balance Forward	150.00
------	-----------------	--------

Total Credits:	0.00
----------------	------

Year	Trans#	Date	Type	Chk#	Vendor
------	--------	------	------	------	--------

Total Debits:	0.00
---------------	------

Reconciled Bank Balance:	150.00
--------------------------	--------

Outstanding Credits:	
----------------------	--

Outstanding Debits:	
---------------------	--

Reconciled Book Balance:	150.00
---------------------------------	---------------

BANK RECONCILIATION

City Of White Salmon

Time: 14:46:38 Date: 02/18/2021

01/01/2021 To: 01/31/2021

Page: 1

5 Cash Drawer 2

Date	Balance Forward	150.00
------	-----------------	--------

Total Credits:	0.00
----------------	------

Year	Trans#	Date	Type	Chk#	Vendor
------	--------	------	------	------	--------

Total Debits:	0.00
---------------	------

Reconciled Bank Balance:	150.00
--------------------------	--------

Outstanding Credits:	
----------------------	--

Outstanding Debits:	
---------------------	--

Reconciled Book Balance:	150.00
---------------------------------	---------------

BANK RECONCILIATION

City Of White Salmon

Time: 14:47:04 Date: 02/18/2021

01/01/2021 To: 01/31/2021

Page: 1

6 Cash Drawer 3

Date	Balance Forward	150.00
------	-----------------	--------

Total Credits:	0.00
----------------	------

Year	Trans#	Date	Type	Chk#	Vendor	
2021	59	01/05/2021	Withdraw		Closing Pool Fund Drawer #3	150.00

Total Debits:	150.00
---------------	--------

Reconciled Bank Balance:	0.00
--------------------------	------

Outstanding Credits:	
----------------------	--

Outstanding Debits:	
---------------------	--

Reconciled Book Balance:	
---------------------------------	--