

City of White Salmon
July 2020
Budget Report

City of White Salmon
 Budget Summary Report
 As of July 31, 2020

| | Budget Revenue | Year-To-Date Revenue | Remaining | 58.33% | Budget Expenditures | Year-To-Date Expenditures | Remaining | 58.33% |
|---------------------------------|---------------------|----------------------|---------------------|---------------|---------------------|---------------------------|---------------------|---------------|
| 001 Current Expense | | | | | | | | |
| Finance | | | | | 473,718.00 | 321,299.19 | 152,418.81 | 67.82% |
| Central Services (HR) | | | | | 80,688.00 | 40,147.47 | 40,540.53 | 49.76% |
| General Government | | | | | 128,307.00 | 75,380.72 | 52,926.28 | 58.75% |
| Building | | | | | 121,763.00 | 68,431.01 | 53,331.99 | 56.20% |
| Community Services | | | | | 12,800.00 | 3,068.00 | 9,732.00 | 23.97% |
| Planning | | | | | 325,635.00 | 145,684.78 | 179,950.22 | 44.74% |
| Park | | | | | 275,202.00 | 57,314.81 | 217,887.19 | 20.83% |
| Police | | | | | 1,031,810.00 | 564,405.10 | 467,404.90 | 54.70% |
| Fire | | | | | 233,042.00 | 56,760.69 | 176,281.31 | 24.36% |
| 001 Current Expense | 2,366,422.00 | 1,290,652.79 | 1,075,769.21 | 54.54% | 2,682,965.00 | 1,332,491.77 | 1,350,473.23 | 49.66% |
| 101 Street Fund | 708,516.00 | 283,044.45 | 425,471.55 | 39.95% | 706,129.00 | 216,267.95 | 489,861.05 | 30.63% |
| 107 Pool Fund | 0.00 | 160.15 | -160.15 | 0.00% | 47,046.00 | 786.70 | 46,259.30 | 1.67% |
| 108 Municipal Capital Imp. Fund | 57,999.00 | 33,213.19 | 24,785.81 | 57.27% | 17,308.00 | 17,307.25 | 0.75 | 0.00% |
| 110 Fire Reserve Fund | 75,000.00 | 915.55 | 74,084.45 | 0.00% | 0.00 | 0.00 | 0.00 | 0.00% |
| 112 General Fund Reserve | 123,663.00 | 104,593.68 | 19,069.32 | 84.58% | 0.00 | 0.00 | 0.00 | 0.00% |
| 121 Police Vehicle Reserve Fund | 60,820.00 | 34,982.83 | 25,837.17 | 57.52% | 59,000.00 | 44,795.64 | 14,204.36 | 75.92% |
| 200 Unlimited Go Bond Fund | 0.00 | 6.66 | -6.66 | 0.00% | 18,041.00 | 0.00 | 18,041.00 | 0.00% |
| 303 Hotel/Motel Taxes | 25,000.00 | 17,237.14 | 7,762.86 | 68.95% | 0.00 | 0.00 | 0.00 | 0.00% |
| 307 New Pool Construction Fund | 0.00 | 0.00 | 0.00 | 0.00% | 0.00 | 0.00 | 0.00 | 0.00% |
| 401 Water Fund | 2,935,761.00 | 977,041.69 | 1,958,719.31 | 33.28% | 3,056,861.00 | 1,020,953.21 | 2,035,907.79 | 33.40% |
| 402 Wastewater Collection Fund | 992,341.00 | 572,814.06 | 419,526.94 | 57.72% | 852,136.00 | 453,547.29 | 398,588.71 | 53.22% |
| 408 Water Reserve Fund | 201,034.00 | 125,133.78 | 75,900.22 | 62.25% | 370,000.00 | 0.00 | 370,000.00 | 0.00% |

City of White Salmon
 Budget Summary Report
 As of July 31, 2020

| | Budget Revenue | Year-To-Date Revenue | Remaining | 58.33% | Budget Expenditures | Year-To-Date Expenditures | Remaining | 58.33% |
|--|----------------------|----------------------|---------------------|---------------|----------------------|---------------------------|---------------------|---------------|
| 409 Wastewater Reserve Fund | 4,868.00 | 3,683.86 | 1,184.14 | 75.68% | 0.00 | 0.00 | 0.00 | 0.00% |
| 412 Water Rights Acquisition Fund | 160,556.00 | 93,362.33 | 67,193.67 | 58.15% | 123,985.00 | 61,992.12 | 61,992.88 | 50.00% |
| 413 Water Bond Redemption Fund | 91,372.00 | 45,685.98 | 45,686.02 | 50.00% | 91,372.00 | 19,995.00 | 71,377.00 | 21.88% |
| 414 Wastewater Bond Redemption Fund | 13,180.00 | 6,589.98 | 6,590.02 | 50.00% | 13,180.00 | 0.00 | 13,180.00 | 0.00% |
| 415 Water Bond Resesrve Fund | 16,890.00 | 10,243.09 | 6,646.91 | 60.65% | 0.00 | 0.00 | 0.00 | 0.00% |
| 416 Wastewater Bond Reserve Fund | 851.00 | 1,155.14 | -304.14 | 135.74% | 0.00 | 0.00 | 0.00 | 0.00% |
| 417 Treatment Plant Reserve Fund | 21,871.00 | 13,357.54 | 8,513.46 | 61.07% | 0.00 | 0.00 | 0.00 | 0.00% |
| 418 Water Short Lived Asset Reserve Fund | 100,000.00 | 58,333.31 | 41,666.69 | 58.33% | 100,000.00 | 0.00 | 100,000.00 | 0.00% |
| 420 USDA Rural Develop. Jewett Water | 3,193,000.00 | 1,031,971.80 | 2,161,028.20 | 32.32% | 3,288,160.00 | 1,127,131.10 | 2,161,028.90 | 34.28% |
| 601 Remittances | 12,223.00 | 4,257.75 | 7,965.25 | 34.83% | 12,223.00 | 3,701.02 | 8,521.98 | 30.28% |
| Total | 11,161,367.00 | 4,708,436.75 | 6,452,930.25 | 42.19% | 11,438,406.00 | 4,298,969.05 | 7,139,436.95 | 37.58% |

Note: Revenue does not include beginning balances and expenditures does not include ending balances
 Percentages are the based on amount of revenue received and expenditures made -- not on amount remaining.

TREASURERS REPORT

Fund Totals

City Of White Salmon
MCAG #: 0481

07/01/2020 To: 07/31/2020

Time: 07:54:31 Date: 08/10/2020
Page: 1

| Fund | Previous Balance | Revenue | Expenditures | Ending Balance | Claims Clearing | Payroll Clearing | Outstanding Deposits | Adjusted Ending Balance |
|---|---------------------|-------------------|-------------------|---------------------|-----------------|------------------|----------------------|-------------------------|
| 001 Current Expense | 812,820.35 | 159,525.34 | 214,073.32 | 758,272.37 | 1,383.82 | 172.29 | -1,155.81 | 758,672.67 |
| 101 Street Fund | 179,483.70 | 18,942.46 | 41,432.52 | 156,993.64 | 222.04 | 0.00 | 0.00 | 157,215.68 |
| 107 Pool Fund | 47,182.53 | 18.68 | 136.77 | 47,064.44 | 0.00 | 77.69 | 0.00 | 47,142.13 |
| 108 Municipal Capital Imp Fund | 251,006.51 | 8,549.50 | | 259,556.01 | 0.00 | 0.00 | 0.00 | 259,556.01 |
| 110 Fire Reserve Fund | 210,262.22 | 332.73 | | 210,594.95 | 0.00 | 0.00 | 0.00 | 210,594.95 |
| 112 General Fund Reserve | 317,000.74 | 2,852.86 | | 319,853.60 | 0.00 | 0.00 | 0.00 | 319,853.60 |
| 121 Police Vehicle Reserve Fund | 147,441.69 | 4,943.64 | 42,518.82 | 109,866.51 | 0.00 | 0.00 | 0.00 | 109,866.51 |
| 200 Unlimited Go Bond Fund | 18,059.35 | 0.00 | | 18,059.35 | 0.00 | 0.00 | 0.00 | 18,059.35 |
| 303 Hotel/Motel Taxes | 13,615.23 | 3,621.91 | | 17,237.14 | 0.00 | 0.00 | 0.00 | 17,237.14 |
| 307 New Pool Construction Fund | 2,563.96 | 0.00 | | 2,563.96 | 0.00 | 0.00 | 0.00 | 2,563.96 |
| 401 Water Fund | 437,881.93 | 144,368.77 | 183,476.84 | 398,773.86 | 682.75 | 0.00 | -8,600.66 | 390,855.95 |
| 402 Wastewater Collection Fund | 386,820.17 | 86,013.53 | 71,883.52 | 400,950.18 | 287.22 | 0.00 | -916.14 | 400,321.26 |
| 408 Water Reserve Fund | 330,525.75 | 17,305.86 | | 347,831.61 | 0.00 | 0.00 | 0.00 | 347,831.61 |
| 409 Wastewater Reserve Fund | 676,615.09 | 2,284.74 | | 678,899.83 | 0.00 | 0.00 | 0.00 | 678,899.83 |
| 412 Water Rights Acquisition Fund | 276,593.55 | 14,955.19 | | 291,548.74 | 2.06 | 0.00 | -124.91 | 291,425.89 |
| 413 Water Bond Redemption Fund | 33,693.40 | 7,614.33 | | 41,307.73 | 0.00 | 0.00 | 0.00 | 41,307.73 |
| 414 Wastewater Bond Redemption Fund | 16,939.88 | 1,098.33 | | 18,038.21 | 0.00 | 0.00 | 0.00 | 18,038.21 |
| 415 Water Bond Reserve Fund | 60,952.22 | 1,949.80 | | 62,902.02 | 0.00 | 0.00 | 0.00 | 62,902.02 |
| 416 Wastewater Bond Reserve Fund | 73,539.08 | 985.45 | | 74,524.53 | 0.00 | 0.00 | 0.00 | 74,524.53 |
| 417 Treatment Plant Reserve Fund | 562,629.94 | 4,693.79 | | 567,323.73 | 0.00 | 0.00 | 0.00 | 567,323.73 |
| 418 Water Short Lived Asset Reserve Fund | 133,112.18 | 8,333.33 | | 141,445.51 | 0.00 | 0.00 | 0.00 | 141,445.51 |
| 420 USDA Rural Development - Jewett Water Main Improvements | 0.00 | 240,682.99 | 240,682.99 | 0.00 | 0.00 | 0.00 | 0.00 | 0.00 |
| 601 Remittances | 376.58 | 556.73 | 376.58 | 556.73 | 0.00 | 0.00 | -13.00 | 543.73 |
| Totals | 4,989,116.05 | 729,629.96 | 794,581.36 | 4,924,164.65 | 2,577.89 | 249.98 | -10,810.52 | 4,916,182.00 |

TREASURERS REPORT

Account Totals

City Of White Salmon
MCAG #: 0481

07/01/2020 To: 07/31/2020

Time: 07:54:31 Date: 08/10/2020
Page: 2

| Cash Accounts | | Beg Balance | Deposits | Withdrawals | Ending Outstanding Rec | Outstanding Exp | Adj Balance |
|---------------------|------------------------|--------------|--------------|--------------|------------------------|-----------------|---------------------|
| 1 | Checking Account | 3,130,122.44 | 1,188,998.00 | 754,736.61 | 3,564,383.83 | 2,827.87 | 3,556,401.18 |
| 3 | Petty Cash | 25.00 | 0.00 | 0.00 | 25.00 | 0.00 | 25.00 |
| 4 | Cash Drawer 1 | 150.00 | 0.00 | 0.00 | 150.00 | 0.00 | 150.00 |
| 5 | Cash Drawer 2 | 150.00 | 0.00 | 0.00 | 150.00 | 0.00 | 150.00 |
| 6 | Cash Drawer 3 | 150.00 | 0.00 | 0.00 | 150.00 | 0.00 | 150.00 |
| Total Cash: | | 3,130,597.44 | 1,188,998.00 | 754,736.61 | 3,564,858.83 | 2,827.87 | 3,556,876.18 |
| Investment Accounts | | Beg Balance | Deposits | Withdrawals | Ending Outstanding Rec | Outstanding Exp | Adj Balance |
| 2 | State Pool | 1,358,947.34 | 358.48 | 0.00 | 1,359,305.82 | 0.00 | 1,359,305.82 |
| 10 | Time Value Investments | 499,571.27 | 21,428.73 | 521,000.00 | 0.00 | 0.00 | 0.00 |
| Total Investments: | | 1,858,518.61 | 21,787.21 | 521,000.00 | 1,359,305.82 | 0.00 | 1,359,305.82 |
| | | 4,989,116.05 | 1,210,785.21 | 1,275,736.61 | 4,924,164.65 | 2,827.87 | 4,916,182.00 |

TREASURERS REPORT

Fund Investments By Account

City Of White Salmon
 MCAG #: 0481

Time: 07:54:31 Date: 08/10/2020
 Page: 3

07/01/2020 To: 07/31/2020

| Fund Totals: | Previous Balance | Purchases | Interest | Total Investments | Liquidated | Ending Balance |
|---------------------------------------|---------------------|-------------|------------------|-------------------|-------------------|---------------------|
| 001 000 Current Expense | 206,982.60 | | 54.60 | 54.60 | | 207,037.20 |
| 108 000 Municipal Capital Imp Fund | 49,603.74 | | 13.09 | 13.09 | | 49,616.83 |
| 110 000 Fire Reserve Fund | 107,782.85 | | 28.43 | 28.43 | | 107,811.28 |
| 112 000 General Govt Reserve Fund | 67,628.59 | | 17.84 | 17.84 | | 67,646.43 |
| 121 000 Police Vehicle Reserve Fund | 102,239.23 | | 26.97 | 26.97 | | 102,266.20 |
| 401 000 Water Fund | 158,401.10 | | 41.79 | 41.79 | | 158,442.89 |
| 408 000 Water Reserve Fund | 34,835.99 | | 9.19 | 9.19 | | 34,845.18 |
| 409 000 Wastewater Reserve Fund | 245,348.00 | | 64.72 | 64.72 | | 245,412.72 |
| 412 000 Water Rights Acquisition Fund | 93,624.42 | | 24.70 | 24.70 | | 93,649.12 |
| 415 000 Water Bond Reserve Fund | 13,875.68 | | 3.66 | 3.66 | | 13,879.34 |
| 416 000 Wastewater Bond Reserve Fund | 23,369.94 | | 6.16 | 6.16 | | 23,376.10 |
| 417 000 Treatment Plant Reserve Fund | 255,255.20 | | 67.33 | 67.33 | | 255,322.53 |
| 2 - State Pool | 1,358,947.34 | 0.00 | 358.48 | 358.48 | | 1,359,305.82 |
| 001 000 Current Expense | 21,295.34 | | 912.86 | 912.86 | 22,208.20 | |
| 108 000 Municipal Capital Imp Fund | 18,479.60 | | 792.86 | 792.86 | 19,272.46 | |
| 110 000 Fire Reserve Fund | 7,087.75 | | 304.30 | 304.30 | 7,392.05 | |
| 112 000 General Govt Reserve Fund | 66,090.68 | | 2,835.02 | 2,835.02 | 68,925.70 | |
| 401 000 Water Fund | 21,279.22 | | 912.86 | 912.86 | 22,192.08 | |
| 402 000 Wastewater Collection Fund | 113,134.24 | | 4,853.61 | 4,853.61 | 117,987.85 | |
| 408 000 Water Reserve Fund | 14,676.12 | | 630.00 | 630.00 | 15,306.12 | |
| 409 000 Wastewater Reserve Fund | 51,753.57 | | 2,220.02 | 2,220.02 | 53,973.59 | |
| 412 000 Water Rights Acquisition Fund | 41,538.20 | | 1,780.73 | 1,780.73 | 43,318.93 | |
| 415 000 Water Bond Reserve Fund | 13,560.13 | | 580.72 | 580.72 | 14,140.85 | |
| 416 000 Wastewater Bond Reserve Fund | 22,838.49 | | 979.29 | 979.29 | 23,817.78 | |
| 417 000 Treatment Plant Reserve Fund | 107,837.93 | | 4,626.46 | 4,626.46 | 112,464.39 | |
| 10 - Time Value Investments | 499,571.27 | 0.00 | 21,428.73 | 21,428.73 | 521,000.00 | |
| | 1,858,518.61 | 0.00 | 21,787.21 | 21,787.21 | 521,000.00 | 1,359,305.82 |

TREASURERS REPORT

Fund Investment Totals

City Of White Salmon
MCAG #: 0481

07/01/2020 To: 07/31/2020

Time: 07:54:31 Date: 08/10/2020
Page: 4

| Fund Totals: | Previous Balance | Purchases | Interest | Ttl Investments | Liquidated | Investment Bal | Available Cash |
|--|------------------|-----------|-----------|-----------------|------------|----------------|----------------|
| 001 Current Expense | 228,277.94 | | 967.46 | 967.46 | 22,208.20 | 207,037.20 | 551,235.17 |
| 101 Street Fund | | | | | | 0.00 | 156,993.64 |
| 107 Pool Fund | | | | | | 0.00 | 47,064.44 |
| 108 Municipal Capital Imp Fund | 68,083.34 | | 805.95 | 805.95 | 19,272.46 | 49,616.83 | 209,939.18 |
| 110 Fire Reserve Fund | 114,870.60 | | 332.73 | 332.73 | 7,392.05 | 107,811.28 | 102,783.67 |
| 112 General Fund Reserve | 133,719.27 | | 2,852.86 | 2,852.86 | 68,925.70 | 67,646.43 | 252,207.17 |
| 121 Police Vehicle Reserve Fund | 102,239.23 | | 26.97 | 26.97 | | 102,266.20 | 7,600.31 |
| 200 Unlimited Go Bond Fund | | | | | | 0.00 | 18,059.35 |
| 303 Hotel/Motel Taxes | | | | | | 0.00 | 17,237.14 |
| 307 New Pool Construction Fund | | | | | | 0.00 | 2,563.96 |
| 401 Water Fund | 179,680.32 | | 954.65 | 954.65 | 22,192.08 | 158,442.89 | 240,330.97 |
| 402 Wastewater Collection Fund | 113,134.24 | | 4,853.61 | 4,853.61 | 117,987.85 | 0.00 | 400,950.18 |
| 408 Water Reserve Fund | 49,512.11 | | 639.19 | 639.19 | 15,306.12 | 34,845.18 | 312,986.43 |
| 409 Wastewater Reserve Fund | 297,101.57 | | 2,284.74 | 2,284.74 | 53,973.59 | 245,412.72 | 433,487.11 |
| 412 Water Rights Acquisition Fund | 135,162.62 | | 1,805.43 | 1,805.43 | 43,318.93 | 93,649.12 | 197,899.62 |
| 413 Water Bond Redemption Fund | | | | | | 0.00 | 41,307.73 |
| 414 Wastewater Bond Redemption Fund | | | | | | 0.00 | 18,038.21 |
| 415 Water Bond Reserve Fund | 27,435.81 | | 584.38 | 584.38 | 14,140.85 | 13,879.34 | 49,022.68 |
| 416 Wastewater Bond Reserve Fund | 46,208.43 | | 985.45 | 985.45 | 23,817.78 | 23,376.10 | 51,148.43 |
| 417 Treatment Plant Reserve Fund | 363,093.13 | | 4,693.79 | 4,693.79 | 112,464.39 | 255,322.53 | 312,001.20 |
| 418 Water Short Lived Asset Reserve Fund | | | | | | 0.00 | 141,445.51 |
| 601 Remittances | | | | | | 0.00 | 556.73 |
| | 1,858,518.61 | | 21,787.21 | 21,787.21 | 521,000.00 | 1,359,305.82 | 3,564,858.83 |

Ending fund balance (Page 1) - Investment balance = Available cash.

4,924,164.65

TREASURERS REPORT

Outstanding Vouchers

City Of White Salmon
MCAG #: 0481

As Of: 07/31/2020 Date: 08/10/2020
Time: 07:54:31 Page: 5

| Year | Trans# | Date | Type | Acct# | War# | Vendor | Amount | Memo |
|-----------------------|--------|------------|----------|-------|-------|--|-----------|---|
| 2020 | 2728 | 07/28/2020 | Util Pay | 1 | | Xpress Bill Pay | 175.00 | Xpress Import - CheckFree - 07-28-2020__daily__ba |
| 2020 | 2731 | 07/30/2020 | Tr Rec | 1 | | Tice Electric Company | 75.00 | |
| 2020 | 2732 | 07/30/2020 | Tr Rec | 1 | | Leonardo Plumbing LLC | 50.00 | |
| 2020 | 2737 | 07/30/2020 | Util Pay | 1 | | Xpress Bill Pay | 298.86 | Xpress Import - CC - 07-30-2020__daily__batch.csv |
| 2020 | 2738 | 07/30/2020 | Util Pay | 1 | | Xpress Bill Pay | 212.30 | Xpress Import - EFT - 07-30-2020__daily__batch.csv |
| 2020 | 2739 | 07/31/2020 | Tr Rec | 1 | | Permitting Customer | 397.75 | |
| 2020 | 2740 | 07/31/2020 | Tr Rec | 1 | | Permitting Customer | 341.75 | |
| 2020 | 2741 | 07/31/2020 | Tr Rec | 1 | | Permitting Customer | 8,018.31 | |
| 2020 | 2742 | 07/31/2020 | Util Pay | 1 | | Xpress Bill Pay | 785.31 | Xpress Import - CC - 07-31-2020__daily__batch.csv |
| 2020 | 2743 | 07/31/2020 | Util Pay | 1 | | Xpress Bill Pay | 111.75 | Xpress Import - EFT - 07-31-2020__daily__batch.csv |
| 2020 | 2744 | 07/31/2020 | Util Pay | 1 | | Xpress Bill Pay | 60.00 | Xpress Import - Metavante - 07-31-2020__daily__ba |
| 2020 | 2745 | 07/31/2020 | Util Pay | 1 | | Xpress Bill Pay | 284.49 | Xpress Import - CheckFree - 07-31-2020__daily__ba |
| | | | | | | | 10,810.52 | |
| Receipts Outstanding: | | | | | | | | |
| 2019 | 5713 | 12/31/2019 | Claims | 1 | EFT | Chase Paymentech | 30.00 | December 2019 Services |
| 2016 | 1220 | 03/16/2016 | Claims | 1 | 31118 | Cecelia Joan Huard C/O Brad Huard | 6.20 | Refund inactive customer credit balance |
| 2017 | 8301 | 11/01/2017 | Claims | 1 | 33126 | David & Angela Hill | 87.43 | 041725.1 - 393 NECHERRY ST |
| 2018 | 768 | 02/07/2018 | Claims | 1 | 33497 | Renee Wuollet | 11.38 | 020675.0 - 560 NECENTER PL |
| 2018 | 1201 | 03/07/2018 | Claims | 1 | 33577 | Chris Parker | 3.17 | 040127.2 - 705 NECHURCH PLACE # E |
| 2018 | 3179 | 06/20/2018 | Claims | 1 | 33915 | Lourens and Monette Pretorius | 16.96 | 053189.0 - 17 ANNIE LANE |
| 2018 | 7272 | 09/05/2018 | Payroll | 1 | 34156 | Savannah Vargas | 49.10 | Aug Payroll #2 |
| 2018 | 7524 | 09/20/2018 | Payroll | 1 | 34222 | Savannah Vargas | 20.68 | Sept Payroll #1 |
| 2018 | 8618 | 12/05/2018 | Payroll | 1 | 34449 | Angelina Heredia | 27.70 | Nov Payroll #2 |
| 2019 | 2627 | 06/05/2019 | Claims | 1 | 35066 | Christopher Stiffler | 168.00 | Reimburse - Wildland Firefighter Exam Fee |
| 2019 | 3568 | 08/07/2019 | Claims | 1 | 35245 | Mark Long | 179.21 | 071525.2 - 1196 WJEWETT BLVD - Refund Credit Balance On Utility Acct #4750 |
| 2020 | 1811 | 05/06/2020 | Claims | 1 | 36098 | James B Roberson Trust Lisa Doslu, Trustee | 10.38 | 062750.0 - 625 SWWAUBISH ST- Credit Balance Refund |
| 2020 | 1839 | 05/06/2020 | Claims | 1 | 36126 | Worldwide Marriage Encounter Columbia | 150.00 | Park Deposit Refund For Event 04.26.2020 - St. Joseph's Catholic Church |
| 2020 | 2083 | 06/05/2020 | Payroll | 1 | 36151 | Amy Martin | 152.50 | June Payroll #1 |
| 2020 | 2454 | 07/01/2020 | Claims | 1 | 36249 | Masonic Lodge # 163 | 175.00 | Parking Lot Lease - July 2020 Parking Lot Lease - July 2020 Parking Lot Lease - July 2020 Monthly Internet 07.2020 |
| 2020 | 2582 | 07/15/2020 | Claims | 1 | 36283 | Mosier WiNet | 400.00 | Monthly Internet 07.2020 |

TREASURERS REPORT

Outstanding Vouchers

City Of White Salmon
MCAG #: 0481

As Of: 07/31/2020 Date: 08/10/2020
Time: 07:54:31 Page: 6

| Year | Trans# | Date | Type | Acct# | War# | Vendor | Amount | Memo |
|------|--------|------------|--------|-------|-------|-------------|----------|--|
| 2020 | 2708 | 07/24/2020 | Claims | 1 | 36298 | CenturyLink | 1,340.16 | CenturyLink - Shop - July 2020 ; CenturyLink - Breathalyzer - July 2020 ; CenturyLink - Shop Emergency Dialer - July 2020 ; CenturyLink - City Shop Broadband - July 2020 ; CenturyLink- City Hall - |
| | | | | | | | 2,827.87 | |

| Fund | Claims | Payroll | Total |
|-----------------------------------|----------|---------|----------|
| 001 Current Expense | 1,383.82 | 172.29 | 1,556.11 |
| 101 Street Fund | 222.04 | 0.00 | 222.04 |
| 107 Pool Fund | 0.00 | 77.69 | 77.69 |
| 401 Water Fund | 682.75 | 0.00 | 682.75 |
| 402 Wastewater Collection Fund | 287.22 | 0.00 | 287.22 |
| 412 Water Rights Acquisition Fund | 2.06 | 0.00 | 2.06 |
| 2,577.89 | | 249.98 | 2,827.87 |

TREASURERS REPORT

Signature Page

City Of White Salmon
MCAG #: 0481

Time: 07:54:31 Date: 08/10/2020
Page: 7

07/01/2020 To: 07/31/2020

We the undersigned officers for the City of White Salmon have reviewed the foregoing report and acknowledge that to the best of our knowledge this report is accurate and true:

Signed: 
Clerk/Treasurer / Date

8.10.12 Signed:

Chairman Budget Committee / Date

City of White Salmon
July 2020 Treasurer's Report Reconciliation

| | Revenue | Expenditures |
|--------------------------------|------------|--|
| | 729,629.96 | 794,581.36 |
| Treasurer's Receipts | 478,162.41 | 566,164.90 Claims |
| Utility Receipts | 211,622.80 | 188,262.34 Payroll |
| Interfund Transfers | 39,994.75 | 39,994.75 Interfund Transfers |
| | | 294.37 Service Charge - Account Analysis |
| | | 15.00 Service Charge - Investment Wire |
| Exp to Rev Park Deposit Refund | -150.00 | -150.00 Exp to Rev Park Deposit refund |
| | 729,629.96 | 794,581.36 |
| | 0.00 | 0.00 |

City of White Salmon

2020 July Treasurer's Report Reconciliation to Bank Statements

| | |
|--|--------------|
| Treasurer's Report Ending Balance | 4,924,164.65 |
| Treasurer's Report Adjusted Ending Balance | 4,916,182.00 |
| Columbia State Bank (Cash) | 3,556,401.18 |
| US Bank (Time Value - Investment) | 0.00 |
| WA State Treasurer (State Pool - Investment) | 1,359,305.82 |
| Petty Cash | 25.00 |
| Drawer 1 | 150.00 |
| Drawer 2 | 150.00 |
| Drawer 3 | 150.00 |
| Total Cash and Investments | 4,916,182.00 |
| Less Outstanding Checks (Page 6 of Treasurer's Report) | -2,827.87 |
| Plus Outstanding Deposits (Page 1 of Treasurer's Report) | 10,810.52 |
| Bank Statement Adjusted Ending Balance | 4,924,164.65 |
| Difference | 0.00 |

Notes:

Bank statement shows \$520,985 deposited for investment sale, \$15.00 allocated to service charge for wire transfer fee from US Bank Safekeeping

BANK RECONCILIATION

City Of White Salmon
MCAG #: 0481

07/01/2020 To: 07/31/2020

Time: 16:54:38 Date: 08/07/2020
Page: 1

1 Checking Account

| Date | Balance Forward | 3,131,121.05 |
|------------|-----------------------|---------------------|
| 06/25/2020 | | 237.30 |
| 06/26/2020 | | 25.00 |
| 06/28/2020 | | 57.26 |
| 06/29/2020 | | 1,301.79 |
| 06/30/2020 | | 2,049.08 |
| 07/01/2020 | | 12,111.21 |
| 07/02/2020 | | 78,326.84 |
| 07/03/2020 | | 1,918.54 |
| 07/04/2020 | | 265.71 |
| 07/05/2020 | | 672.14 |
| 07/06/2020 | | 7,843.43 |
| 07/07/2020 | | 11,472.81 |
| 07/08/2020 | | 248,243.43 |
| 07/09/2020 | | 16,017.44 |
| 07/10/2020 | | 20,923.38 |
| 07/11/2020 | | 200.70 |
| 07/12/2020 | | 330.72 |
| 07/13/2020 | | 11,805.65 |
| 07/14/2020 | | 3,640.04 |
| 07/15/2020 | | 544,324.06 |
| 07/16/2020 | | 11,908.14 |
| 07/17/2020 | | 9,799.03 |
| 07/18/2020 | | 4,977.68 |
| 07/19/2020 | | 5,247.99 |
| 07/20/2020 | | 93,335.62 |
| 07/21/2020 | | 1,928.90 |
| 07/22/2020 | | 5,216.79 |
| 07/23/2020 | | 13,720.62 |
| 07/24/2020 | | 1,750.74 |
| 07/25/2020 | | 100.35 |
| 07/27/2020 | | 4,133.33 |
| 07/28/2020 | | 474.21 |
| 07/29/2020 | | 325.70 |
| 07/30/2020 | | 8,899.90 |
| 07/31/2020 | | 58,272.38 |
| | Total Credits: | 1,181,857.91 |

| Year | Trans# | Date | Type | Chk# | Vendor | |
|------|--------|------------|---------|-------|-----------------------------------|-----------|
| 2020 | 1798 | 05/06/2020 | Claims | 36085 | Calvin H. DeMaris | 18.87 |
| 2020 | 1978 | 05/20/2020 | Claims | 36143 | Reynier, Ron Atty At Law | 1,375.00 |
| 2020 | 2146 | 06/03/2020 | Claims | 36185 | Reynier, Ron Atty At Law | 1,375.00 |
| 2020 | 2090 | 06/05/2020 | Payroll | 36153 | Joseph Turkiewicz | 152.50 |
| 2020 | 2282 | 06/17/2020 | Claims | 36210 | Owen Equipment Company | 834.96 |
| 2020 | 2396 | 07/01/2020 | Claims | | Kenneth B. Woodrich PC | 3,570.00 |
| 2020 | 2439 | 07/01/2020 | Claims | 36234 | Courtney Elizaabeth Acosstagrates | 535.80 |
| 2020 | 2440 | 07/01/2020 | Claims | 36235 | Aspect Consulting | 8,137.15 |
| 2020 | 2441 | 07/01/2020 | Claims | 36236 | Bingen, City Of | 28,238.88 |
| 2020 | 2442 | 07/01/2020 | Claims | 36237 | C.M. & W.O. Sheppard Inc | 39.07 |
| 2020 | 2443 | 07/01/2020 | Claims | 36238 | City Of White Salmon | 72,979.36 |
| 2020 | 2444 | 07/01/2020 | Claims | 36239 | Day Management Corporation | 452.33 |
| 2020 | 2445 | 07/01/2020 | Claims | 36240 | Gorge Networks Inc | 766.48 |
| 2020 | 2446 | 07/01/2020 | Claims | 36241 | H.D. Fowler Company | 2,844.41 |
| 2020 | 2447 | 07/01/2020 | Claims | 36242 | Hughes Fire Equipment Inc | 783.88 |
| 2020 | 2448 | 07/01/2020 | Claims | 36243 | Ned Kindler | 144.60 |

BANK RECONCILIATION

City Of White Salmon
MCAG #: 0481

07/01/2020 To: 07/31/2020

Time: 16:54:38 Date: 08/07/2020
Page: 2

| Year | Trans# | Date | Type | Chk# | Vendor | |
|------|--------|------------|---------|-------|--|------------|
| 2020 | 2449 | 07/01/2020 | Claims | 36244 | Klickitat County Commissioner-Judicial | 3,471.70 |
| 2020 | 2450 | 07/01/2020 | Claims | 36245 | Klickitat County Fire Dist. #3 | 17,000.00 |
| 2020 | 2451 | 07/01/2020 | Claims | 36246 | Klickitat County Health Dept | 35.00 |
| 2020 | 2452 | 07/01/2020 | Claims | 36247 | Klickitat County Prosecutor | 5.77 |
| 2020 | 2453 | 07/01/2020 | Claims | 36248 | Life-Assist, Inc | 177.38 |
| 2020 | 2455 | 07/01/2020 | Claims | 36250 | Northwest Natural Gas Co | 148.14 |
| 2020 | 2456 | 07/01/2020 | Claims | 36251 | Office Depot | 79.65 |
| 2020 | 2457 | 07/01/2020 | Claims | 36252 | One Call Concepts Inc | 58.85 |
| 2020 | 2458 | 07/01/2020 | Claims | 36253 | Owen Equipment Company | 29.13 |
| 2020 | 2459 | 07/01/2020 | Claims | 36254 | PUD No 1 Of Klickitat County | 7,408.25 |
| 2020 | 2460 | 07/01/2020 | Claims | 36255 | Poster Compliance Center | 19.03 |
| 2020 | 2461 | 07/01/2020 | Claims | 36256 | Radcomp Technologies | 15,906.35 |
| 2020 | 2462 | 07/01/2020 | Claims | 36257 | Reynier, Ron Atty At Law | 1,375.00 |
| 2020 | 2463 | 07/01/2020 | Claims | 36258 | Larry Spencer | 144.60 |
| 2020 | 2464 | 07/01/2020 | Claims | 36259 | WA State Treas. Cash Mgmt Dept | 370.81 |
| 2020 | 2465 | 07/01/2020 | Claims | 36260 | White Salmon XC Boosters | 150.00 |
| 2020 | 2466 | 07/01/2020 | Claims | | Raj Manufacturing LLC | 3,439.62 |
| 2020 | 2403 | 07/06/2020 | Payroll | | Ryan Hardie Adam | 1,250.10 |
| 2020 | 2404 | 07/06/2020 | Payroll | | William R Avery II | 2,688.48 |
| 2020 | 2405 | 07/06/2020 | Payroll | | Jan Brending | 2,689.89 |
| 2020 | 2406 | 07/06/2020 | Payroll | | Erika Castro-Guzman | 1,677.68 |
| 2020 | 2407 | 07/06/2020 | Payroll | | Jeffrey Cooper | 1,783.88 |
| 2020 | 2408 | 07/06/2020 | Payroll | | Kate E Daniels | 1,643.19 |
| 2020 | 2409 | 07/06/2020 | Payroll | | Andrew Dirks | 2,074.21 |
| 2020 | 2410 | 07/06/2020 | Payroll | | Lisa L George | 1,750.85 |
| 2020 | 2411 | 07/06/2020 | Payroll | | Suzanne Glaser | 92.35 |
| 2020 | 2412 | 07/06/2020 | Payroll | | Edward L Gunnyon | 2,342.97 |
| 2020 | 2413 | 07/06/2020 | Payroll | | Jason L Hartmann | 152.50 |
| 2020 | 2414 | 07/06/2020 | Payroll | | Michael L Hepner | 3,019.62 |
| 2020 | 2415 | 07/06/2020 | Payroll | | F Jay Holtmann | 92.35 |
| 2020 | 2416 | 07/06/2020 | Payroll | | William F Hunsaker | 2,567.94 |
| 2020 | 2417 | 07/06/2020 | Payroll | | Marla A Keethler | 601.68 |
| 2020 | 2418 | 07/06/2020 | Payroll | | Jason Kinley | 1,448.41 |
| 2020 | 2419 | 07/06/2020 | Payroll | | Katie G Kreps | 1,394.07 |
| 2020 | 2420 | 07/06/2020 | Payroll | | Ross E Lambert | 2,614.03 |
| 2020 | 2421 | 07/06/2020 | Payroll | | Joshua Lewis | 1,513.72 |
| 2020 | 2422 | 07/06/2020 | Payroll | | David S Lindley | 152.50 |
| 2020 | 2423 | 07/06/2020 | Payroll | | Madelynn M McIlwain | 2,078.38 |
| 2020 | 2424 | 07/06/2020 | Payroll | | Patrick R Munyan Jr | 3,423.35 |
| 2020 | 2425 | 07/06/2020 | Payroll | | Stephanie M Porter | 1,666.94 |
| 2020 | 2426 | 07/06/2020 | Payroll | | Ashley Post | 152.50 |
| 2020 | 2427 | 07/06/2020 | Payroll | | Frank Randall | 2,293.72 |
| 2020 | 2428 | 07/06/2020 | Payroll | | Troy Rosenburg | 1,479.15 |
| 2020 | 2429 | 07/06/2020 | Payroll | 36231 | Joseph Turkiewicz | 152.50 |
| 2020 | 2430 | 07/06/2020 | Payroll | 36232 | Jess W Wardwell | 92.35 |
| 2020 | 2431 | 07/06/2020 | Payroll | | AFLAC | 247.14 |
| 2020 | 2432 | 07/06/2020 | Payroll | | Association Of WA Cities | 34,712.18 |
| 2020 | 2433 | 07/06/2020 | Payroll | | Internal Revenue Service | 15,223.59 |
| 2020 | 2434 | 07/06/2020 | Payroll | | LifeSecure Insurance Company | 1,715.30 |
| 2020 | 2435 | 07/06/2020 | Payroll | | Oregon Department of Revenue | 240.00 |
| 2020 | 2436 | 07/06/2020 | Payroll | | Standard Insurance | 393.00 |
| 2020 | 2437 | 07/06/2020 | Payroll | | WA State Dept Retirement Systems | 11,322.89 |
| 2020 | 2438 | 07/06/2020 | Payroll | 36233 | WSCCCE | 853.23 |
| 2020 | 2472 | 07/06/2020 | Claims | | Xpress Bill Pay | 520.73 |
| 2020 | 2597 | 07/06/2020 | Claims | | Chase Paymentech | 1,282.71 |
| 2020 | 2516 | 07/09/2020 | Claims | 36261 | Anderson-Perry & Associates, Inc. | 41,317.66 |
| 2020 | 2517 | 07/09/2020 | Claims | 36262 | Crestline Construction Co., LLC | 211,674.08 |

BANK RECONCILIATION

City Of White Salmon
MCAG #: 0481

07/01/2020 To: 07/31/2020

Time: 16:54:38 Date: 08/07/2020

Page: 3

| Year | Trans# | Date | Type | Chk# | Vendor | |
|------|--------|------------|----------|-------|---|-----------|
| 2020 | 2525 | 07/10/2020 | Payroll | | Department Of Labor & Industries | 10,949.42 |
| 2020 | 2526 | 07/10/2020 | Payroll | | Employment Security Department - PFMLA | 892.86 |
| 2020 | 2527 | 07/10/2020 | Payroll | | Employment Security Department | 694.94 |
| 2020 | 2528 | 07/10/2020 | Payroll | | Oregon Dept. of Revenue - Transit Tax | 16.46 |
| 2020 | 2561 | 07/15/2020 | Claims | | WA State Dept Revenue/Excise | 10,064.20 |
| 2020 | 2562 | 07/15/2020 | Claims | 36263 | Ace Hardware | 278.49 |
| 2020 | 2563 | 07/15/2020 | Claims | 36264 | Anderson-Perry & Associates, Inc. | 24,052.90 |
| 2020 | 2564 | 07/15/2020 | Claims | 36265 | Aramark Uniform Services | 265.74 |
| 2020 | 2565 | 07/15/2020 | Claims | 36266 | Axon Enterprise, Inc. | 2,942.10 |
| 2020 | 2566 | 07/15/2020 | Claims | 36267 | BSK Associates | 540.00 |
| 2020 | 2567 | 07/15/2020 | Claims | 36268 | Bell Design Company | 768.00 |
| 2020 | 2568 | 07/15/2020 | Claims | 36269 | Brenntag Pacific, Inc | 1,124.96 |
| 2020 | 2569 | 07/15/2020 | Claims | 36270 | Charter Communications | 246.95 |
| 2020 | 2570 | 07/15/2020 | Claims | 36271 | Coburn Electric, Inc. | 380.55 |
| 2020 | 2571 | 07/15/2020 | Claims | 36272 | Columbia Ford | 42,518.82 |
| 2020 | 2572 | 07/15/2020 | Claims | 36273 | Columbia Gorge News, LLC | 282.00 |
| 2020 | 2573 | 07/15/2020 | Claims | 36274 | DJ's Repair | 52.82 |
| 2020 | 2574 | 07/15/2020 | Claims | 36275 | DataPro Solutions, Inc | 161.68 |
| 2020 | 2575 | 07/15/2020 | Claims | 36276 | Extreme Products | 1,019.00 |
| 2020 | 2576 | 07/15/2020 | Claims | 36277 | H.D. Fowler Company | 2,210.63 |
| 2020 | 2577 | 07/15/2020 | Claims | 36278 | Hunsaker Oil Company Inc | 1,189.55 |
| 2020 | 2578 | 07/15/2020 | Claims | 36279 | James Dean Construction | 90.79 |
| 2020 | 2579 | 07/15/2020 | Claims | 36280 | Klickitat County Emergency Mgmt. | 33,200.41 |
| 2020 | 2580 | 07/15/2020 | Claims | 36281 | Klickitat County Health Dept | 140.00 |
| 2020 | 2581 | 07/15/2020 | Claims | 36282 | Mitchell K. Wilson, Interpreter | 129.26 |
| 2020 | 2583 | 07/15/2020 | Claims | 36284 | Municipal Emergency Services | 749.00 |
| 2020 | 2584 | 07/15/2020 | Claims | 36285 | NAPA Auto Parts dba of TWGW, Inc | 391.74 |
| 2020 | 2585 | 07/15/2020 | Claims | 36286 | Office Depot | 86.21 |
| 2020 | 2586 | 07/15/2020 | Claims | 36287 | PUD No 1 Of Klickitat County | 39.53 |
| 2020 | 2587 | 07/15/2020 | Claims | 36288 | Platt Electrical, dba of Rexel USA, INC | 35.78 |
| 2020 | 2588 | 07/15/2020 | Claims | 36289 | Public Safety Testing | 131.00 |
| 2020 | 2589 | 07/15/2020 | Claims | 36290 | Radcomp Technologies | 4,379.99 |
| 2020 | 2590 | 07/15/2020 | Claims | 36291 | Republic Services #487 | 351.87 |
| 2020 | 2591 | 07/15/2020 | Claims | 36292 | Shred-it USA LLC | 80.70 |
| 2020 | 2592 | 07/15/2020 | Claims | 36293 | TransUnion Risk & Alternative | 53.75 |
| 2020 | 2593 | 07/15/2020 | Claims | 36294 | US Bank Safekeeping | 22.00 |
| 2020 | 2594 | 07/15/2020 | Claims | 36295 | US Bank | 4,126.80 |
| 2020 | 2595 | 07/15/2020 | Claims | 36296 | WA Dept of Natural Resources Wildfire | 6,775.04 |
| 2020 | 2596 | 07/15/2020 | Claims | 36297 | Wilcox & Flegel | 874.40 |
| 2020 | 2875 | 07/15/2020 | Ser Chge | | Columbia Bank #1080 | 294.37 |
| 2020 | 2884 | 07/15/2020 | Ser Chge | | US Bank Safekeeping | 15.00 |
| 2020 | 2610 | 07/20/2020 | Payroll | | Ryan Hardie Adam | 1,248.10 |
| 2020 | 2611 | 07/20/2020 | Payroll | | William R Avery II | 2,682.47 |
| 2020 | 2612 | 07/20/2020 | Payroll | | Jan Brending | 2,690.09 |
| 2020 | 2613 | 07/20/2020 | Payroll | | Erika Castro-Guzman | 1,721.24 |
| 2020 | 2614 | 07/20/2020 | Payroll | | Jeffrey Cooper | 1,547.29 |
| 2020 | 2615 | 07/20/2020 | Payroll | | Kate E Daniels | 1,748.65 |
| 2020 | 2616 | 07/20/2020 | Payroll | | Andrew Dirks | 1,433.50 |
| 2020 | 2617 | 07/20/2020 | Payroll | | Lisa L George | 1,752.88 |
| 2020 | 2618 | 07/20/2020 | Payroll | | Edward L Gunnyon | 2,723.74 |
| 2020 | 2619 | 07/20/2020 | Payroll | | Michael L Hepner | 3,016.82 |
| 2020 | 2620 | 07/20/2020 | Payroll | | William F Hunsaker | 2,496.05 |
| 2020 | 2621 | 07/20/2020 | Payroll | | Jason Kinley | 2,027.78 |
| 2020 | 2622 | 07/20/2020 | Payroll | | Katie G Kreps | 1,394.72 |
| 2020 | 2623 | 07/20/2020 | Payroll | | Ross E Lambert | 1,988.20 |
| 2020 | 2624 | 07/20/2020 | Payroll | | Joshua Lewis | 1,557.19 |
| 2020 | 2625 | 07/20/2020 | Payroll | | Madelynn M McIlwain | 1,794.73 |

BANK RECONCILIATION

City Of White Salmon
MCAG #: 0481

07/01/2020 To: 07/31/2020

Time: 16:54:38 Date: 08/07/2020
Page: 4

| Year | Trans# | Date | Type | Chk# | Vendor | |
|---------------------------------|--------|------------|----------|-------|---|---------------------|
| 2020 | 2626 | 07/20/2020 | Payroll | | Patrick R Munyan Jr | 3,424.84 |
| 2020 | 2627 | 07/20/2020 | Payroll | | Stephanie M Porter | 1,718.39 |
| 2020 | 2628 | 07/20/2020 | Payroll | | Frank Randall | 2,299.92 |
| 2020 | 2629 | 07/20/2020 | Payroll | | Troy Rosenburg | 2,339.94 |
| 2020 | 2631 | 07/20/2020 | Payroll | | Internal Revenue Service | 15,016.42 |
| 2020 | 2632 | 07/20/2020 | Payroll | | Oregon Department of Revenue | 157.00 |
| 2020 | 2633 | 07/20/2020 | Payroll | | WA State Dept Retirement Systems | 225.00 |
| 2020 | 2634 | 07/20/2020 | Payroll | | WA State Dept Retirement Systems | 11,107.06 |
| 2020 | 2709 | 07/24/2020 | Claims | 36299 | Verizon Wireless | 1,386.66 |
| Total Debits: | | | | | | 756,577.78 |
| Reconciled Bank Balance: | | | | | | 3,556,401.18 |
| | | | | | | |
| 2020 | 2728 | 07/28/2020 | Util Pay | 53075 | Xpress Bill Pay | 175.00 |
| 2020 | 2731 | 07/30/2020 | Tr Rec | 53078 | Tice Electric Company | 75.00 |
| 2020 | 2732 | 07/30/2020 | Tr Rec | 53079 | Leonardo Plumbing LLC | 50.00 |
| 2020 | 2737 | 07/30/2020 | Util Pay | 53084 | Xpress Bill Pay | 298.86 |
| 2020 | 2738 | 07/30/2020 | Util Pay | 53085 | Xpress Bill Pay | 212.30 |
| 2020 | 2739 | 07/31/2020 | Tr Rec | 53086 | Permitting Customer | 397.75 |
| 2020 | 2740 | 07/31/2020 | Tr Rec | 53087 | Permitting Customer | 341.75 |
| 2020 | 2741 | 07/31/2020 | Tr Rec | 53088 | Permitting Customer | 8,018.31 |
| 2020 | 2742 | 07/31/2020 | Util Pay | 53089 | Xpress Bill Pay | 785.31 |
| 2020 | 2743 | 07/31/2020 | Util Pay | 53090 | Xpress Bill Pay | 111.75 |
| 2020 | 2744 | 07/31/2020 | Util Pay | 53091 | Xpress Bill Pay | 60.00 |
| 2020 | 2745 | 07/31/2020 | Util Pay | 53092 | Xpress Bill Pay | 284.49 |
| Outstanding Credits: | | | | | | -10,810.52 |
| | | | | | | |
| 2016 | 1220 | 03/16/2016 | Claims | 31118 | Huard C/O Brad Huard, Cecelia Joan | 6.20 |
| 2017 | 8301 | 11/01/2017 | Claims | 33126 | Hill, David & Angela | 87.43 |
| 2018 | 768 | 02/07/2018 | Claims | 33497 | Wuollet, Renee | 11.38 |
| 2018 | 1201 | 03/07/2018 | Claims | 33577 | Parker, Chris | 3.17 |
| 2018 | 3179 | 06/20/2018 | Claims | 33915 | Pretorius, Lourens and Monette | 16.96 |
| 2018 | 7272 | 09/05/2018 | Payroll | 34156 | Vargas, Savannah | 49.10 |
| 2018 | 7524 | 09/20/2018 | Payroll | 34222 | Vargas, Savannah | 20.68 |
| 2018 | 8618 | 12/05/2018 | Payroll | 34449 | Heredia, Angelina | 27.70 |
| 2019 | 2627 | 06/05/2019 | Claims | 35066 | Stiffler, Christopher | 168.00 |
| 2019 | 3568 | 08/07/2019 | Claims | 35245 | Long, Mark | 179.21 |
| 2019 | 5713 | 12/31/2019 | Claims | | Chase Paymentech | 30.00 |
| 2020 | 1811 | 05/06/2020 | Claims | 36098 | Lisa Doslu, Trustee, James B Roberson Trust | 10.38 |
| 2020 | 1839 | 05/06/2020 | Claims | 36126 | Worldwide Marring Encounter Columbia | 150.00 |
| 2020 | 2083 | 06/05/2020 | Payroll | 36151 | Martin, Amy | 152.50 |
| 2020 | 2454 | 07/01/2020 | Claims | 36249 | Masonic Lodge # 163 | 175.00 |
| 2020 | 2582 | 07/15/2020 | Claims | 36283 | Mosier WiNet | 400.00 |
| 2020 | 2708 | 07/24/2020 | Claims | 36298 | CenturyLink | 1,340.16 |
| Outstanding Debits: | | | | | | 2,827.87 |
| Reconciled Book Balance: | | | | | | 3,564,383.83 |



Direct Inquiries to:
White Salmon (509) 493-2500
 P O Box 279 White Salmon WA 98672

STATEMENT OF ACCOUNT

Statement Date: 07/31/20
 Last Statement Date: 06/30/20
 Account: XXXXXX2469

284

CITY OF WHITE SALMON
 PO BOX 2139
 WHITE SALMON WA 98672-2139



SUMMARY OF ACCOUNT BALANCES

| Account Name | Account Number | Ending Balance |
|-----------------|----------------|----------------|
| Public Checking | XXXXXX2469 | \$3,556,401.18 |

Public Checking

| Account Number | XXXXXX2469 | Beginning Balance | \$3,131,121.05 |
|----------------|----------------|---------------------------|-----------------------|
| Low Balance | \$3,012,161.43 | Credits | |
| | | Deposits | \$203,394.10 |
| | | ACH Credits | \$216,780.82 |
| | | Other Credits | \$761,667.99 |
| | | Total Credits | \$1,181,842.91 |
| | | Total Account Fees | \$0.00 |
| | | Debits | |
| | | ACH Debits | \$202,601.90 |
| | | Other Debits | \$3,733.99 |
| | | Electronic Checks | \$0.00 |
| | | Checks | \$550,226.89 |
| | | Total Debits | \$756,562.78 |
| | | Ending Balance | \$3,556,401.18 |

DEPOSITS

| Date | Description | Amount |
|-------|-------------|-------------|
| 07-01 | Deposit | \$221.09 |
| 07-02 | Deposit | \$9,038.95 |
| 07-06 | Deposit | \$76,789.35 |
| 07-07 | Deposit | \$4,998.84 |
| 07-08 | Deposit | \$4,597.91 |
| 07-09 | Deposit | \$3,908.67 |
| 07-10 | Deposit | \$13,266.54 |
| 07-13 | Deposit | \$18,558.11 |
| 07-14 | Deposit | \$9,262.39 |
| 07-15 | Deposit | \$1,189.67 |
| 07-16 | Deposit | \$7,834.75 |
| 07-17 | Deposit | \$6,622.89 |

TO HELP BALANCE YOUR ACCOUNT

Step 1- Update your checkbook record. Enter checks, interest credited, and service charges not recorded.

Step 2- LIST OUTSTANDING CHECKS, ATM, POS, AND OTHER WITHDRAWALS below.

Step 3- Check Reconciliation

| Number | Amount | Number | Amount | Check Reconciliation | |
|--------|--------|--------------|-----------|---|--|
| | | | | Ending Statement Balance | |
| | | | | Add your deposits made but not shown on statement | |
| | | | | | |
| | | | | SUBTOTAL | |
| | | | | Subtract your total outstanding checks & other withdrawals (Step 2) | |
| | | | | This should agree with your checkbook balance | |
| | | TOTAL | \$ | | |

SPECIAL NOTATIONS ON YOUR STATEMENT:

1. A minus sign (-) to the left of an Ending Balance figure means the account was overdrawn that day.

ON CALL: You may verify preauthorized deposits or payments, access account information, transfer funds, or make a loan payment anytime by using our automated service. Please call 253-305-0050 or 1-800-304-0050.

IN CASE OF LOSS OR THEFT OF YOUR DEBIT OR ATM CARD: Notify us immediately at 1-877-272-3678 to report the loss, theft or disappearance of your debit or ATM card, the disclosure of your PIN, or that an unauthorized transfer or purchase has occurred or might occur.

IN CASE OF ERRORS OR QUESTIONS ABOUT NON-ELECTRONIC TRANSACTIONS: You must notify us within 30 days of the date we mailed or made this statement available to you of any unauthorized or missing signature, alteration on a check, unauthorized or missing endorsement, or other improper charges identified on this statement. Failure to notify us within the prescribed time period or to commence action against us within 90 days after notice to us will preclude you from asserting claims against us based on such checks or charges.

IN CASE OF ERRORS OR QUESTIONS ABOUT ELECTRONIC TRANSFERS:

CONSUMER ACCOUNTS: Telephone or write us using the telephone number or address listed below as soon as you can, if you think your statement or receipt is wrong, or if you need more information about a transfer on the statement or receipt. We must hear from you no later than 60 days after we sent you the FIRST statement on which the problem or error appeared.

1. Tell us your name and account number.
2. Describe the error or transfer in question, and explain as clearly as you can why you believe it is an error or why you need more information.
3. Tell us the dollar amount of the suspected error.
4. If you tell us orally, we may require that you send us your complaint or question in writing within 10 business days.

We will investigate your complaint and correct any error promptly. If we take more than 10 business days to do this, we will credit your account for the amount you think is in error, so you will have use of the money during the time it takes us to complete our investigation. If we ask you to put your complaint or question in writing and we do not receive it within 10 business days, we may not credit your account.

BUSINESS ACCOUNTS: Telephone us using the telephone number below as soon as you can.

Telephone: 1-877-272-3678

Address: Columbia Bank
 Visa Card Services MS 6935
 PO Box 2156
 Tacoma, WA 98401-2156



STATEMENT OF ACCOUNT

Statement Date: 07/31/20

Account: XXXXXX2469

DEPOSITS (continued)

| Date | Description | Amount |
|------------------------|-------------|---------------------|
| 07-20 | Deposit | \$2,275.46 |
| 07-21 | Deposit | \$294.31 |
| 07-21 | Deposit | \$29,247.40 |
| 07-22 | Deposit | \$696.58 |
| 07-23 | Deposit | \$697.57 |
| 07-24 | Deposit | \$200.00 |
| 07-24 | Deposit | \$1,616.27 |
| 07-27 | Deposit | \$150.00 |
| 07-27 | Deposit | \$643.63 |
| 07-28 | Deposit | \$2,233.82 |
| 07-29 | Deposit | \$150.00 |
| 07-31 | Deposit | \$8,899.90 |
| Total Deposits: | | \$203,394.10 |



ACH CREDITS

| Date | Description | Amount |
|-------|---|------------|
| 07-01 | Preauthorized ACH Cr CITY OF WHITE SA CREDITS 124000053878865 128376537WD | \$237.30 |
| 07-01 | Preauthorized ACH Cr PAYMENTECH DEPOSIT 21000027806125 5708363 | \$718.94 |
| 07-02 | Preauthorized ACH Cr CITY OF WHITE SA CREDITS 124000054931082 128464925WD | \$82.26 |
| 07-02 | Preauthorized ACH Cr PAYMENTECH DEPOSIT 21000022583546 5708363 | \$1,070.11 |
| 07-03 | Preauthorized ACH Cr CITY OF WHITE SA CREDITS 124000056458851 128531346WD | \$582.85 |
| 07-03 | Preauthorized ACH Cr PAYMENTECH DEPOSIT 21000025815727 5708363 | \$1,842.84 |
| 07-06 | Preauthorized ACH Cr PAYMENTECH DEPOSIT 21000024777169 5708363 | \$371.88 |
| 07-06 | Preauthorized ACH Cr CITY OF WHITE SA CREDITS 124000057588182 128583079WD | \$757.88 |
| 07-07 | Preauthorized ACH Cr PAYMENTECH DEPOSIT 21000029322669 5708363 | \$100.35 |
| 07-07 | Preauthorized ACH Cr PAYMENTECH DEPOSIT 21000024228736 5708363 | \$483.27 |
| 07-07 | Preauthorized ACH Cr PAYMENTECH DEPOSIT 21000027765103 5708363 | \$492.07 |
| 07-08 | Preauthorized ACH Cr PAYMENTECH DEPOSIT 21000024095506 5708363 | \$1,253.80 |
| 07-08 | Preauthorized ACH Cr CITY OF WHITE SA CREDITS 124000059530128 128747129WD | \$2,395.03 |
| 07-09 | Preauthorized ACH Cr CITY OF WHITE SA CREDITS 124000050447877 128791131WD | \$1,780.70 |
| 07-09 | Preauthorized ACH Cr PAYMENTECH DEPOSIT 21000027738281 5708363 | \$3,842.68 |
| 07-10 | Preauthorized ACH Cr PAYMENTECH DEPOSIT 21000022674552 5708363 | \$559.31 |
| 07-10 | Preauthorized ACH Cr CITY OF WHITE SA CREDITS 124000051319616 128853957WD | \$1,590.79 |
| 07-13 | Preauthorized ACH Cr PAYMENTECH DEPOSIT 21000023760898 5708363 | \$2,154.88 |
| 07-13 | Preauthorized ACH Cr CITY OF WHITE SA CREDITS 124000052195827 128908309WD | \$3,032.22 |



STATEMENT OF ACCOUNT

Statement Date: 07/31/20

Account: XXXXXX2469

ACH CREDITS (continued)

| Date | Description | Amount |
|-------|---|-------------|
| 07-14 | Preauthorized ACH Cr PAYMENTECH DEPOSIT 21000024172554 5708363 | \$65.01 |
| 07-14 | Preauthorized ACH Cr PAYMENTECH DEPOSIT 21000028590815 5708363 | \$100.35 |
| 07-14 | Preauthorized ACH Cr PAYMENTECH DEPOSIT 21000027207975 5708363 | \$923.10 |
| 07-14 | Preauthorized ACH Cr CITY OF WHITE SA CREDITS 124000053171874 129015397WD | \$3,092.46 |
| 07-15 | Preauthorized ACH Cr CITY OF WHITE SA CREDITS 124000054087075 129123994WD | \$596.02 |
| 07-15 | Preauthorized ACH Cr PAYMENTECH DEPOSIT 21000024818166 5708363 | \$1,192.22 |
| 07-16 | Preauthorized ACH Cr PAYMENTECH DEPOSIT 21000024020079 5708363 | \$794.27 |
| 07-16 | Preauthorized ACH Cr CITY OF WHITE SA CREDITS 124000055019670 129202749WD | \$1,808.23 |
| 07-17 | Preauthorized ACH Cr CITY OF WHITE SA CREDITS 124000056027173 129348588WD | \$1,351.04 |
| 07-17 | Preauthorized ACH Cr PAYMENTECH DEPOSIT 21000023391074 5708363 | \$9,270.56 |
| 07-20 | Preauthorized ACH Cr CITY OF WHITE SA CREDITS 124000057015350 129419223WD | \$1,656.10 |
| 07-20 | Preauthorized ACH Cr PAYMENTECH DEPOSIT 21000028231529 5708363 | \$2,907.01 |
| 07-20 | Preauthorized ACH Cr CITY WS DB UTILPYM 125108270007029 1916001528 | \$39,528.17 |
| 07-21 | Preauthorized ACH Cr PAYMENTECH DEPOSIT 21000021870539 5708363 | \$3,000.90 |
| 07-21 | Preauthorized ACH Cr PAYMENTECH DEPOSIT 21000023316249 5708363 | \$3,457.96 |
| 07-21 | Preauthorized ACH Cr PAYMENTECH DEPOSIT 21000027691238 5708363 | \$3,677.30 |
| 07-21 | Preauthorized ACH Cr CITY OF WHITE SA CREDITS 124000058150165 129481312WD | \$6,218.75 |
| 07-22 | Preauthorized ACH Cr CITY OF WHITE SA CREDITS 124000058780288 129695042WD | \$2,378.24 |
| 07-22 | Preauthorized ACH Cr PAYMENTECH DEPOSIT 21000025266662 5708363 | \$13,388.96 |
| 07-23 | Preauthorized ACH Cr PAYMENTECH DEPOSIT 21000027651645 5708363 | \$642.40 |
| 07-23 | Preauthorized ACH Cr CITY OF WHITE SA CREDITS 124000059720264 129774129WD | \$7,613.08 |
| 07-23 | Preauthorized ACH Cr KLICKITAT COUNTY PAYMENTS 125108270020089 WHITE SALMON | \$11,688.99 |
| 07-24 | Preauthorized ACH Cr PAYMENTECH DEPOSIT 21000021142204 5708363 | \$4,454.21 |
| 07-24 | Preauthorized ACH Cr CITY OF WHITE SA CREDITS 124000050526030 129837971WD | \$10,876.78 |
| 07-27 | Preauthorized ACH Cr PAYMENTECH DEPOSIT 21000020984560 5708363 | \$115.01 |
| 07-27 | Preauthorized ACH Cr CITY OF WHITE SA CREDITS 124000051285171 129897236WD | \$589.92 |
| 07-28 | Preauthorized ACH Cr CITY OF WHITE SA CREDITS 124000052120047 129974620WD | \$65.01 |



STATEMENT OF ACCOUNT

Statement Date: 07/31/20

Account: XXXXXX2469

ACH CREDITS (continued)

Table with 3 columns: Date, Description, Amount. Contains 12 rows of ACH credit transactions including PAYMENTECH DEPOSIT and CITY OF WHITE SA CREDITS.

Total ACH Credits: \$216,780.82

OTHER CREDITS

Table with 3 columns: Date, Description, Amount. Contains 2 rows of other credit transactions: Wire Transfer In from NORTH CASCADES B WIRE XFER ANK and SAFEKEEPING MONE WIRE XFER Y CENTER CLEARING.

Total Other Credits: \$761,667.99

ACH DEBITS

Table with 3 columns: Date, Description, Amount. Contains 15 rows of ACH debit transactions including CITY WS DB DEPOSIT, LIFESECURE INSU INSURANCE LISTBILL, PAYMENTECH FEE, and various tax and insurance payments.



STATEMENT OF ACCOUNT

Statement Date: 07/31/20

Account: XXXXXX2469

ACH DEBITS (continued)

| Date | Description | Amount |
|-------|---|-------------|
| 07-08 | Preauthorized ACH Dr LIFESECURE INSU INSURANCE 111000012318305 LS00049572 | \$371.09 |
| 07-08 | Preauthorized ACH Dr LIFESECURE INSU INSURANCE 111000012318304 LS00049566 | \$1,103.52 |
| 07-13 | Preauthorized ACH Dr OR REVENUE DEPT TAXPAYMENT 42000011187652 325970176 | \$16.46 |
| 07-13 | Preauthorized ACH Dr STATE OF WA-ESD ESD ACH 6 41001039663407 ESD WA UI-TAX | \$694.94 |
| 07-14 | Preauthorized ACH Dr PAID FAMILY MED PAYMENT 42000010281967 A 542617006 | \$892.86 |
| 07-14 | Preauthorized ACH Dr LABOR&INDUSTRIES L&I ELF 42000015372036 00486000-01ZVGR | \$10,949.42 |
| 07-16 | Preauthorized ACH Dr WA DEPT REVENUE TAX PYMT 42000012295802 4886324 | \$10,064.20 |
| 07-20 | Preauthorized ACH Dr IRS USATAXPYMT 61036010062280 270060205792082 | \$15,016.42 |
| 07-20 | Preauthorized ACH Dr CITY WS DB PAYROLL 125108270006727 1916001528 | \$41,606.54 |
| 07-21 | Preauthorized ACH Dr OR REVENUE DEPT TAXPAYMENT 42000015498457 325949696 | \$157.00 |
| 07-21 | Preauthorized ACH Dr WA DEPT RET SYS DRS EPAY 42000012953435 04076848 | \$11,332.06 |

Total ACH Debits: \$202,601.90

OTHER DEBITS

| Date | Description | Amount |
|-------|---|------------|
| 07-01 | Wire Transfer Out RAJ MANUFACTURIN WIRE XFER G, LLC | \$3,439.62 |
| 07-15 | Analysis Charge Account Analysis Fee | \$294.37 |

Total Other Debits: \$3,733.99

CHECKS

| Number | Date | Amount | Number | Date | Amount | Number | Date | Amount |
|--------|-------|-------------|--------|-------|--------------|--------|-------|-------------|
| 36085 | 07-07 | \$18.87 | 36246 | 07-10 | \$35.00 | 36267 | 07-23 | \$540.00 |
| 36143* | 07-16 | \$1,375.00 | 36247 | 07-09 | \$5.77 | 36268 | 07-21 | \$768.00 |
| 36153* | 07-15 | \$152.50 | 36248 | 07-07 | \$177.38 | 36269 | 07-21 | \$1,124.96 |
| 36185* | 07-16 | \$1,375.00 | 36250* | 07-06 | \$148.14 | 36270 | 07-23 | \$246.95 |
| 36210* | 07-01 | \$834.96 | 36251 | 07-10 | \$79.65 | 36271 | 07-21 | \$380.55 |
| 36231* | 07-15 | \$152.50 | 36252 | 07-08 | \$58.85 | 36272 | 07-21 | \$42,518.82 |
| 36232 | 07-09 | \$92.35 | 36253 | 07-14 | \$29.13 | 36273 | 07-24 | \$282.00 |
| 36233 | 07-07 | \$853.23 | 36254 | 07-08 | \$7,408.25 | 36274 | 07-20 | \$52.82 |
| 36234 | 07-08 | \$535.80 | 36255 | 07-21 | \$19.03 | 36275 | 07-21 | \$161.68 |
| 36235 | 07-07 | \$8,137.15 | 36256 | 07-07 | \$15,906.35 | 36276 | 07-23 | \$1,019.00 |
| 36236 | 07-13 | \$28,238.88 | 36257 | 07-16 | \$1,375.00 | 36277 | 07-21 | \$2,210.63 |
| 36237 | 07-07 | \$39.07 | 36258 | 07-13 | \$144.60 | 36278 | 07-21 | \$1,189.55 |
| 36238 | 07-06 | \$72,979.36 | 36259 | 07-14 | \$370.81 | 36279 | 07-23 | \$90.79 |
| 36239 | 07-07 | \$452.33 | 36260 | 07-14 | \$150.00 | 36280 | 07-22 | \$33,200.41 |
| 36240 | 07-07 | \$766.48 | 36261 | 07-14 | \$41,317.66 | 36281 | 07-21 | \$140.00 |
| 36241 | 07-06 | \$2,844.41 | 36262 | 07-15 | \$211,674.08 | 36282 | 07-24 | \$129.26 |
| 36242 | 07-08 | \$783.88 | 36263 | 07-23 | \$278.49 | 36284* | 07-21 | \$749.00 |
| 36243 | 07-14 | \$144.60 | 36264 | 07-21 | \$24,052.90 | 36285 | 07-21 | \$391.74 |
| 36244 | 07-14 | \$3,471.70 | 36265 | 07-21 | \$265.74 | 36286 | 07-22 | \$86.21 |
| 36245 | 07-10 | \$17,000.00 | 36266 | 07-20 | \$2,942.10 | 36287 | 07-20 | \$39.53 |



STATEMENT OF ACCOUNT

Statement Date: 07/31/20

Account: XXXXXX2469

CHECKS (continued)

| Number | Date | Amount | Number | Date | Amount | Number | Date | Amount |
|--------|-------|------------|--------|-------|------------|--------|-------|------------|
| 36288 | 07-20 | \$35.78 | 36292 | 07-21 | \$80.70 | 36296 | 07-24 | \$6,775.04 |
| 36289 | 07-22 | \$131.00 | 36293 | 07-21 | \$53.75 | 36297 | 07-21 | \$874.40 |
| 36290 | 07-21 | \$4,379.99 | 36294 | 07-29 | \$22.00 | 36299* | 07-28 | \$1,386.66 |
| 36291 | 07-24 | \$351.87 | 36295 | 07-21 | \$4,126.80 | | | |

* indicates skip in check sequence

Total Checks: \$550,226.89



DAILY BALANCES

| Date | Balance | Date | Balance | Date | Balance |
|-------|----------------|-------|----------------|-------|----------------|
| 07-01 | \$3,124,453.80 | 07-13 | \$3,252,968.88 | 07-23 | \$3,473,373.85 |
| 07-02 | \$3,134,645.12 | 07-14 | \$3,209,086.01 | 07-24 | \$3,482,982.94 |
| 07-03 | \$3,100,835.23 | 07-15 | \$3,520,775.47 | 07-27 | \$3,484,481.50 |
| 07-06 | \$3,044,000.65 | 07-16 | \$3,517,023.52 | 07-28 | \$3,486,055.74 |
| 07-07 | \$3,012,161.43 | 07-17 | \$3,534,268.01 | 07-29 | \$3,487,861.29 |
| 07-08 | \$3,250,582.63 | 07-20 | \$3,520,941.56 | 07-30 | \$3,488,580.89 |
| 07-09 | \$3,260,016.56 | 07-21 | \$3,471,860.88 | 07-31 | \$3,556,401.18 |
| 07-10 | \$3,258,318.55 | 07-22 | \$3,454,907.04 | | |

BANK RECONCILIATION

City Of White Salmon
MCAG #: 0481

07/01/2020 To: 07/31/2020

Time: 15:42:57 Date: 08/07/2020
Page: 1

10 Time Value Investments

| Date | Balance Forward | |
|------------|-----------------------|------------------|
| 07/15/2020 | 499,571.27 | |
| | | 21,428.73 |
| | Total Credits: | 21,428.73 |

| Year | Trans# | Date | Type | Chk# | Vendor | |
|------|--------|------------|----------|------|---------------------|------------|
| 2020 | 2882 | 07/15/2020 | Withdraw | | US Bank Safekeeping | 521,000.00 |

Total Debits: 521,000.00

Reconciled Bank Balance: 0.00

Outstanding Credits: _____

Outstanding Debits: _____

Reconciled Book Balance: _____



ACTIVITY - Settled/Cleared Cash Activity

| Transaction Type | Amount |
|----------------------|-------------------|
| Purchases | 0.00 |
| Purchase Reversals | 0.00 |
| Sales | 0.00 |
| Sale Reversals | 0.00 |
| Withdrawals | 0.00 |
| Receipts | 0.00 |
| Deliveries | 0.00 |
| Principal Reversals | 0.00 |
| Interest | 0.00 |
| Interest Reversals | 0.00 |
| Interest Adjustments | 0.00 |
| Maturities | 521,000.00 |
| Calls | 0.00 |
| Puts | 0.00 |
| Paydowns | 0.00 |
| Paydown Adjustments | 0.00 |
| Payups | 0.00 |
| Payup Adjustments | 0.00 |
| Cash Dividends | 0.00 |
| Balance Changes | 0.00 |
| Stock Dividends | 0.00 |
| Closeouts | 0.00 |
| Closeout Dividends | 0.00 |
| Net Activity | 521,000.00 |

Your Sales Representative is: SAFEKEEPING OPERATIONS
(800) 236-4221

Statement Contents
*Summary
*Activity - Settled/Cleared Cash Activity



Acct Name: CITY OF WHITE SALMON **ACTIVITY - USD** Page 2
Acct Number: XXXXXXXX191 **Settled/Cleared Cash Activity** For period 07/01/2020 - 07/31/2020

| Date Ticket | Activity | Description | Rate Maturity | Par/Shares Price/NAV | Security ID | Amount |
|-------------------------|----------|---------------------------------------|------------------|----------------------|-------------|-------------------|
| 07/15/2020 392189350 | Maturity | RESOLUTION FUNDING CORPORATION STRIPS | DI 07/15/2020 | | 76116FAD9 | 521,000.00 |
| Net Activity | | | | | | 521,000.00 |

U.S. BANK N.A. - CUSTODY
 TREASURY DIV. - MONEY CNTR
 BC-MN-H18R
 800 NICOLLET MALL
 MINNEAPOLIS, MN 55402

Contact Your Investment Representative:
 SAFEKEEPING OPERATIONS
 (800) 236-4221

CITY OF WHITE SALMON
 ATTN: LEANA JOHNSON
 100 NORTH MAIN STREET
 PO BOX 2139
 WHITE SALMON, WA 98672

Customer # XXXXXXXX191

Advice As Of 07/06/2020

Safekeeping Payment Advice for payments in USD on 07/15/2020

| Receipt # Cusip | Security Description Rate Maturity | Orig Face/Par Current Face FATCA Withheld | Prin. Amt. Due Int. Amt. Due Amt. Withheld Net Amt. Paid |
|-------------------------|--|---|---|
| 0392189350 76116FAD9 | RESOLUTION FUNDING CORPORATION STRIPS .00 07/15/2020 | 521,000.00 .00 | 521,000.00 .00 .00 521,000.00 |
| Principal | | | 521,000.00 |
| Interest | | | .00 |
| Withholding | | | .00 |
| FATCA Withholding | | | .00 |
| Total for 07/15/2020 | | | 521,000.00 |

Payment Instructions: FUNDS WILL BE WIRED THRU FRB

Time Value Investments

As of 6/30/2020

| | | | |
|-----|------------|---------|-----------|
| | | | 21,428.73 |
| 1 | 21,295.34 | 4.26% | 912.86 |
| 108 | 18,479.60 | 3.70% | 792.86 |
| 110 | 7,087.75 | 1.42% | 304.30 |
| 112 | 66,090.68 | 13.23% | 2,835.02 |
| 401 | 21,279.22 | 4.26% | 912.86 |
| 402 | 113,134.24 | 22.65% | 4,853.61 |
| 408 | 14,676.12 | 2.94% | 630.00 |
| 409 | 51,753.57 | 10.36% | 2,220.02 |
| 412 | 41,538.20 | 8.31% | 1,780.73 |
| 415 | 13,560.13 | 2.71% | 580.72 |
| 416 | 22,838.49 | 4.57% | 979.29 |
| 417 | 107,837.93 | 21.59% | 4,626.46 |
| | 499,571.27 | 100.00% | 21,428.73 |

BANK RECONCILIATION

City Of White Salmon
MCAG #: 0481

07/01/2020 To: 07/31/2020

Time: 15:41:34 Date: 08/07/2020
Page: 1

2 State Pool

| Date | Balance Forward | |
|------------|-----------------|--------------|
| 07/31/2020 | | 1,358,947.34 |
| | | 358.48 |
| | Total Credits: | 358.48 |

| Year | Trans# | Date | Type | Chk# | Vendor |
|------|--------|------|------|------|--------|
|------|--------|------|------|------|--------|

| | |
|--------------------------|--------------|
| Total Debits: | 0.00 |
| Reconciled Bank Balance: | 1,359,305.82 |
| Outstanding Credits: | |
| Outstanding Debits: | |
| Reconciled Book Balance: | 1,359,305.82 |

Local Government Investment Pool
Statement of Account for No: 02530
Primary Account
July 2020

CITY OF WHITE SALMON
PO BOX 2139
WHITE SALMON, WA 98672-8672

| Date | Description | Comment | Deposits | Withdrawals | Balance |
|------------|--------------------|-----------------------|----------|-------------|--------------|
| 07/01/2020 | Beginning Balance | | | | 1,358,947.34 |
| 07/31/2020 | Month End Balance | | | | 1,358,947.34 |
| | July Earnings | Daily Factor Earnings | 358.48 | | |
| | Net Ending Balance | | | | 1,359,305.82 |

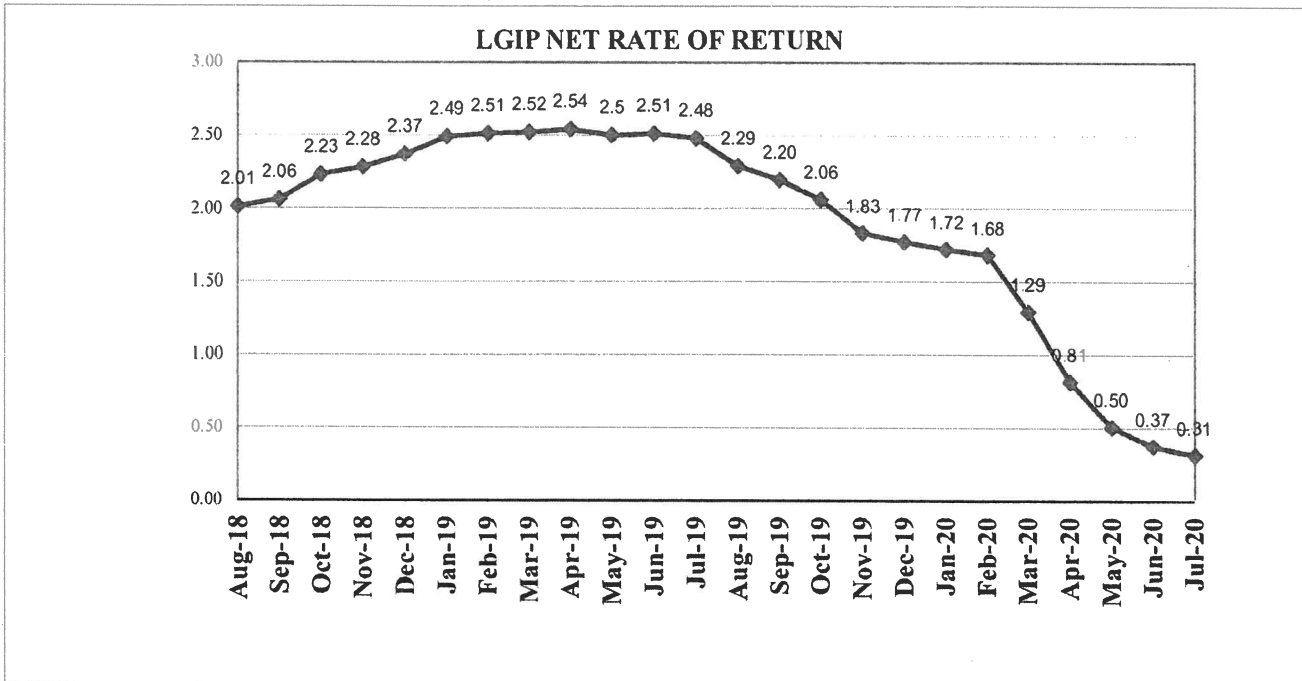
Account Summary

| | | | |
|---------------------------------|--------------|-------------------------------|--------------|
| Beginning Balance: | 1,358,947.34 | Gross Earnings: | 364.64 |
| Deposits: | 0.00 | Administrative Fee: | 6.16 |
| Withdrawals: | 0.00 | Net Earnings: | 358.48 |
| Month End Balance: | 1,358,947.34 | | |
| Administrative Fee Rate: | 0.0053 % | Net Ending Balance: | 1,359,305.82 |
| Gross Earnings Rate: | 0.3159 % | | |
| Net Earnings Rate: | 0.3106 % | Average Daily Balance: | 1,358,947.34 |

**WASHINGTON STATE
LOCAL GOVERNMENT INVESTMENT POOL
July 31, 2020**

| Investment Type | Average Balance <u>Jul-20</u> | Jul-20 <u>Percentage</u> | Average Balance <u>CY 2020</u> | 2020 <u>Percentage</u> |
|---------------------------------|----------------------------------|-----------------------------|-----------------------------------|---------------------------|
| Agency Discount Notes | 698,703,003.07 | 3.14% | 1,377,641,855.24 | 7.08% |
| Agency Floating Rate Notes | 1,657,155,094.23 | 7.44% | 1,417,721,486.51 | 7.29% |
| Agency Variable Rate Notes | 349,860,766.29 | 1.57% | 491,737,649.32 | 2.53% |
| Certificates of Deposit | 194,096,774.19 | 0.87% | 212,757,042.25 | 1.09% |
| IB Bank Deposit | 2,714,930,310.88 | 12.19% | 2,705,294,442.30 | 13.91% |
| Repurchase Agreements | 1,169,354,838.71 | 5.25% | 1,062,511,737.07 | 5.46% |
| SOFR Floating Rate Notes | 985,741,935.48 | 4.43% | 650,248,826.29 | 3.34% |
| Supras - Bullets | 0.00 | 0.00% | 70,248,901.22 | 0.36% |
| Supras - Discount Notes | 524,216,611.24 | 2.35% | 695,537,119.84 | 3.58% |
| Supras- Floating Rate Notes | 0.00 | 0.00% | 0.00 | 0.00% |
| Supras - Variables | 0.00 | 0.00% | 0.00 | 0.00% |
| Term Repurchase Agreements | 354,838,709.68 | 1.59% | 403,990,610.33 | 2.08% |
| U.S. Treasury Securities | 13,215,974,841.99 | 59.34% | 10,016,912,058.25 | 51.51% |
| US Treasury Floating Rate Notes | 404,875,663.10 | 1.82% | 341,746,571.28 | 1.76% |
| Total Avg Daily Balance | 22,269,748,548.85 | 100.00% | 19,446,348,299.91 | 100.00% |

Avg Days to Maturity 42 days

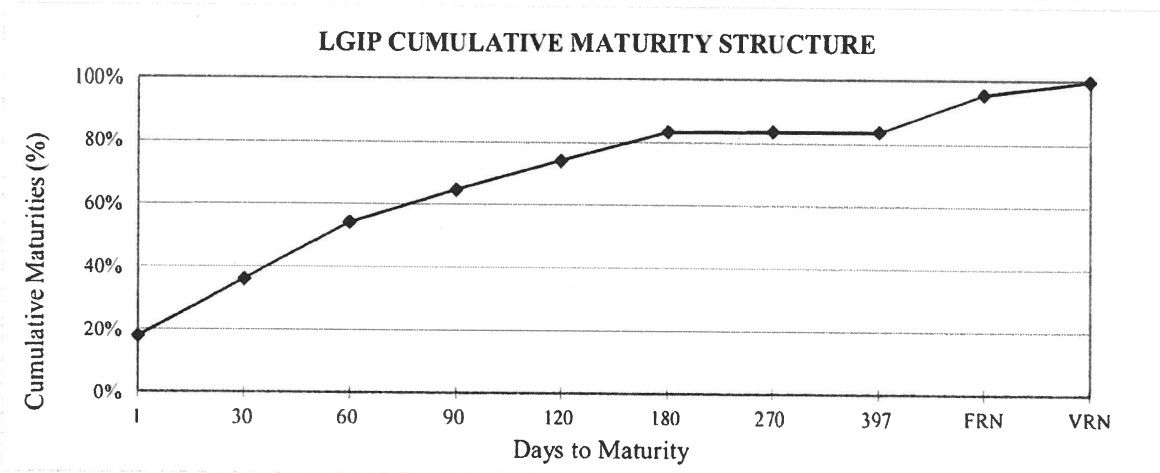
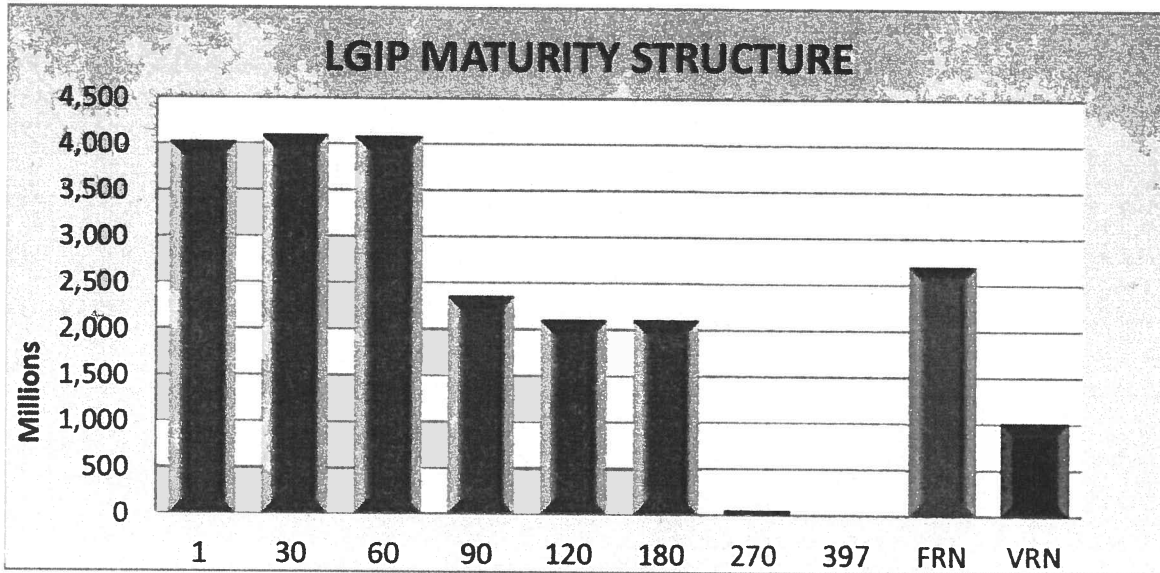


* Rates are calculated on a 365-day basis

**WASHINGTON STATE
LOCAL GOVERNMENT INVESTMENT POOL
July 31, 2020**

| <u>DAYS TO MATURITY</u> | <u>\$ MATURING (PAR VALUE)*</u> | <u>% MATURING</u> | <u>CUMULATIVE % MATURING</u> |
|-------------------------|---------------------------------|-------------------|------------------------------|
| 1 | 4,014.39 | 17.8% | 17.8% |
| 2-30 | 4,086.63 | 18.2% | 36.0% |
| 31-60 | 4,075.00 | 18.1% | 54.1% |
| 61-90 | 2,362.77 | 10.5% | 64.6% |
| 91-120 | 2,109.35 | 9.4% | 74.0% |
| 121-180 | 2,108.88 | 9.4% | 83.4% |
| 181-270 | 45.00 | 0.2% | 83.6% |
| 271-397 | 0.00 | 0.0% | 83.6% |
| Floating Rate Notes | 2,693.30 | 12.0% | 95.6% |
| Variable Rate Notes | 1,000.00 | 4.4% | 99.9% |
| PORTFOLIO TOTAL: | 22,495.32 | | |

* Amounts in millions of dollars



BANK RECONCILIATION

City Of White Salmon
MCAG #: 0481

07/01/2020 To: 07/31/2020

Time: 15:43:16 Date: 08/07/2020
Page: 1

3 Petty Cash

| | | |
|------|-----------------|-------|
| Date | Balance Forward | 25.00 |
|------|-----------------|-------|

| | |
|----------------|------|
| Total Credits: | 0.00 |
|----------------|------|

| Year | Trans# | Date | Type | Chk# | Vendor |
|------|--------|------|------|------|--------|
|------|--------|------|------|------|--------|

| | |
|---------------|------|
| Total Debits: | 0.00 |
|---------------|------|

| | |
|--------------------------|-------|
| Reconciled Bank Balance: | 25.00 |
|--------------------------|-------|

| | |
|----------------------|--|
| Outstanding Credits: | |
|----------------------|--|

| | |
|---------------------|--|
| Outstanding Debits: | |
|---------------------|--|

| | |
|--------------------------|-------|
| Reconciled Book Balance: | 25.00 |
|--------------------------|-------|

BANK RECONCILIATION

City Of White Salmon
MCAG #: 0481

07/01/2020 To: 07/31/2020

Time: 15:43:31 Date: 08/07/2020
Page: 1

4 Cash Drawer 1

| | | |
|------|-----------------|--------|
| Date | Balance Forward | 150.00 |
|------|-----------------|--------|

| | |
|----------------|------|
| Total Credits: | 0.00 |
|----------------|------|

| Year | Trans# | Date | Type | Chk# | Vendor |
|------|--------|------|------|------|--------|
|------|--------|------|------|------|--------|

| | |
|---------------|------|
| Total Debits: | 0.00 |
|---------------|------|

| | |
|--------------------------|--------|
| Reconciled Bank Balance: | 150.00 |
|--------------------------|--------|

| | |
|----------------------|--|
| Outstanding Credits: | |
|----------------------|--|

| | |
|---------------------|--|
| Outstanding Debits: | |
|---------------------|--|

| | |
|--------------------------|--------|
| Reconciled Book Balance: | 150.00 |
|--------------------------|--------|

BANK RECONCILIATION

City Of White Salmon
MCAG #: 0481

07/01/2020 To: 07/31/2020

Time: 15:43:46 Date: 08/07/2020

Page: 1

5 Cash Drawer 2

| | | |
|------|-----------------|--------|
| Date | Balance Forward | 150.00 |
|------|-----------------|--------|

| | |
|----------------|------|
| Total Credits: | 0.00 |
|----------------|------|

| Year | Trans# | Date | Type | Chk# | Vendor |
|------|--------|------|------|------|--------|
|------|--------|------|------|------|--------|

| | |
|---------------|------|
| Total Debits: | 0.00 |
|---------------|------|

| | |
|--------------------------|--------|
| Reconciled Bank Balance: | 150.00 |
|--------------------------|--------|

| | |
|----------------------|--|
| Outstanding Credits: | |
|----------------------|--|

| | |
|---------------------|--|
| Outstanding Debits: | |
|---------------------|--|

| | |
|--------------------------|--------|
| Reconciled Book Balance: | 150.00 |
|--------------------------|--------|

BANK RECONCILIATION

City Of White Salmon
MCAG #: 0481

07/01/2020 To: 07/31/2020

Time: 15:44:03 Date: 08/07/2020
Page: 1

6 Cash Drawer 3

| | | |
|------|-----------------|--------|
| Date | Balance Forward | 150.00 |
|------|-----------------|--------|

| | |
|----------------|------|
| Total Credits: | 0.00 |
|----------------|------|

| Year | Trans# | Date | Type | Chk# | Vendor |
|------|--------|------|------|------|--------|
|------|--------|------|------|------|--------|

| | |
|---------------|------|
| Total Debits: | 0.00 |
|---------------|------|

| | |
|--------------------------|--------|
| Reconciled Bank Balance: | 150.00 |
|--------------------------|--------|

| | |
|----------------------|--|
| Outstanding Credits: | |
|----------------------|--|

| | |
|---------------------|--|
| Outstanding Debits: | |
|---------------------|--|

| | |
|--------------------------|--------|
| Reconciled Book Balance: | 150.00 |
|--------------------------|--------|