

City of White Salmon
August 2023
Budget Report

TREASURER'S REPORT

Fund Totals

City Of White Salmon

08/01/2023 To: 08/31/2023

Time: 11:36:42 Date: 09/22/2023
Page: 2

Fund	Previous Balance	Revenue	Expenditures	Ending Balance	Claims Clearing	Payroll Clearing	Outstanding Deposits	Adjusted Ending Balance
001 Current Expense	892,672.88	365,469.19	199,741.89	1,058,400.18	10,007.87	424.54	-1,852.06	1,066,980.53
101 Street Fund	238,706.88	23,437.32	240,032.30	22,111.90	1,491.26	0.00	0.00	23,603.16
108 Municipal Capital Imp Fund	500,144.71	15,144.85	270.00	515,019.56	0.00	0.00	0.00	515,019.56
110 Fire Reserve Fund	364,291.12	3,671.42		367,962.54	0.00	0.00	0.00	367,962.54
112 General Fund Reserve	355,046.99	1,614.07		356,661.06	0.00	0.00	0.00	356,661.06
121 Police Vehicle Reserve Fund	85,340.25	368.34		85,708.59	0.00	0.00	0.00	85,708.59
302 Transportation Improvement Fund	0.00	170.13		170.13	0.00	0.00	0.00	170.13
303 Hotel/Motel Taxes	196,337.21	11,426.63	19,938.50	187,825.34	0.00	0.00	0.00	187,825.34
307 New Pool Construction Fund	22,980.65	2,916.67		25,897.32	0.00	0.00	0.00	25,897.32
401 Water Fund	411,885.77	285,518.86	250,690.38	446,714.25	2,114.74	0.00	-2,512.26	446,316.73
402 Wastewater Collection Fund	275,086.95	94,376.47	109,612.46	259,850.96	585.79	0.00	-933.07	259,503.68
408 Water Reserve Fund	329,631.81	28,593.51	12,615.00	345,610.32	0.00	0.00	0.00	345,610.32
409 Wastewater Reserve Fund	602,231.90	19,853.85	2,198.32	619,887.43	0.00	0.00	0.00	619,887.43
412 Water Rights Acquisition Fund	422,575.81	15,716.71		438,292.52	-6.41	0.00	-176.25	438,109.86
413 Water Bond Redemption Fund	76,755.35	9,597.72	7,920.00	78,433.07	0.00	0.00	0.00	78,433.07
414 Wastewater Bond Redemption Fund	11,525.27	0.00		11,525.27	0.00	0.00	0.00	11,525.27
415 Water Bond Reserve Fund	118,556.83	1,694.39		120,251.22	0.00	0.00	0.00	120,251.22
416 Wastewater Bond Reserve Fund	78,028.83	354.75		78,383.58	0.00	0.00	0.00	78,383.58
417 Treatment Plant Reserve Fund	376,519.30	3,204.98		379,724.28	0.00	0.00	0.00	379,724.28
418 Water Short Lived Asset Reserve Fund	334,765.14	11,604.03	13,268.11	333,101.06	0.00	0.00	0.00	333,101.06
420 USDA Rural Development - Jewett Water Main Improvements	716,000.15	8,791.63	535,485.25	189,306.53	0.00	0.00	0.00	189,306.53
601 Remittances	238.53	114.82	352.04	1.31	0.00	0.00	0.00	1.31
Totals	6,409,322.33	903,640.34	1,392,124.25	5,920,838.42	14,193.25	424.54	-5,473.64	5,929,982.57

TREASURER'S REPORT

Account Totals

City Of White Salmon

08/01/2023 To: 08/31/2023

Time: 11:36:42 Date: 09/22/2023
Page: 3

Cash Accounts	Beg Balance	Deposits	Withdrawals	Ending	Outstanding Rec	Outstanding Exp	Adj Balance
1 Checking Account	1,629,840.06	818,941.06	1,329,100.50	1,119,680.62	-5,473.64	14,695.48	1,128,902.46
3 Petty Cash	25.00	0.00	0.00	25.00	0.00	0.00	25.00
4 Cash Drawer 1	150.00	0.00	0.00	150.00	0.00	0.00	150.00
5 Cash Drawer 2	150.00	0.00	0.00	150.00	0.00	0.00	150.00
Total Cash:	1,630,165.06	818,941.06	1,329,100.50	1,120,005.62	-5,473.64	14,695.48	1,129,227.46
Investment Accounts	Beg Balance	Deposits	Withdrawals	Ending	Outstanding Rec	Outstanding Exp	Adj Balance
2 State Pool	4,779,157.27	21,675.53	0.00	4,800,832.80	0.00	0.00	4,800,832.80
Total Investments:	4,779,157.27	21,675.53	0.00	4,800,832.80	0.00	0.00	4,800,832.80
	6,409,322.33	840,616.59	1,329,100.50	5,920,838.42	-5,473.64	14,695.48	5,930,060.26

TREASURER'S REPORT

Fund Investments By Account

City Of White Salmon

08/01/2023 To: 08/31/2023

Time: 11:36:42 Date: 09/22/2023
Page: 4

Fund Totals:	Previous Balance	Purchases	Interest	Total Investments	Liquidated	Ending Balance
001 000 Current Expense	1,130,679.05		5,140.51	5,140.51	340,000.00	795,819.56
101 000 Street Fund	103,566.32	29,100.00	470.85	29,570.85		133,137.17
108 000 Municipal Capital Imp Fund	402,649.52	50,000.00	1,830.60	51,830.60		454,480.12
110 000 Fire Reserve Fund	349,307.14		1,588.09	1,588.09		350,895.23
112 000 General Govt Reserve Fund	355,021.82		1,614.07	1,614.07		356,635.89
121 000 Police Vehicle Reserve Fund	81,018.69		368.34	368.34		81,387.03
303 000 Hotel/Motel Taxes	111,023.97	50,000.00	504.76	50,504.76		161,528.73
307 000 New Pool Construction Fund		22,900.00		22,900.00		22,900.00
401 000 Water Fund	103,566.32	100,000.00	470.85	100,470.85		204,037.17
402 000 Wastewater Collection Fund	310,698.97		1,412.56	1,412.56	100,000.00	212,111.53
408 000 Water Reserve Fund	106,954.42		486.26	486.26		107,440.68
409 000 Wastewater Reserve Fund	526,941.28	75,000.00	2,395.68	77,395.68		604,336.96
412 000 Water Rights Acquisition Fund	360,435.72		1,638.68	1,638.68		362,074.40
413 000 Water Bond Redemption Fund	66,986.92		304.55	304.55		67,291.47
415 000 Water Bond Reserve Fund	105,168.08	13,000.00	478.14	13,478.14		118,646.22
416 000 Wastewater Bond Reserve Fund	78,028.40		354.75	354.75		78,383.15
417 000 Treatment Plant Reserve Fund	375,019.30		1,704.98	1,704.98		376,724.28
418 000 Water Short Lived Asset Reserve Fund	200,566.82	100,000.00	911.86	100,911.86		301,478.68
2 - State Pool	4,767,632.74	440,000.00	21,675.53	461,675.53	440,000.00	4,789,308.27
	4,767,632.74	440,000.00	21,675.53	461,675.53	440,000.00	4,789,308.27

TREASURER'S REPORT

Fund Investment Totals

City Of White Salmon

08/01/2023 To: 08/31/2023

Time: 11:36:42 Date: 09/22/2023
Page: 5

Fund Totals:	Previous Balance	Purchases	Interest	Ttl Investments	Liquidated	Investment Bal	Available Cash
001 Current Expense	1,130,679.05		5,140.51	5,140.51	340,000.00	795,819.56	262,580.62
101 Street Fund	103,566.32	29,100.00	470.85	29,570.85		133,137.17	-111,025.27
108 Municipal Capital Imp Fund	402,649.52	50,000.00	1,830.60	51,830.60		454,480.12	60,539.44
110 Fire Reserve Fund	349,307.14		1,588.09	1,588.09		350,895.23	17,067.31
112 General Fund Reserve	355,021.82		1,614.07	1,614.07		356,635.89	25.17
121 Police Vehicle Reserve Fund	81,018.69		368.34	368.34		81,387.03	4,321.56
302 Transportation Improvement Fund						0.00	170.13
303 Hotel/Motel Taxes	111,023.97	50,000.00	504.76	50,504.76		161,528.73	26,296.61
307 New Pool Construction Fund		22,900.00		22,900.00		22,900.00	2,997.32
401 Water Fund	103,566.32	100,000.00	470.85	100,470.85	100,000.00	204,037.17	242,677.08
402 Wastewater Collection Fund	310,698.97		1,412.56	1,412.56		212,111.53	47,739.43
408 Water Reserve Fund	106,954.42		486.26	486.26		107,440.68	238,169.64
409 Wastewater Reserve Fund	526,941.28	75,000.00	2,395.68	77,395.68		604,336.96	15,550.47
412 Water Rights Acquisition Fund	360,435.72		1,638.68	1,638.68		362,074.40	76,218.12
413 Water Bond Redemption Fund	66,986.92		304.55	304.55		67,291.47	11,141.60
414 Wastewater Bond Redemption Fund						0.00	11,525.27
415 Water Bond Reserve Fund	105,168.08	13,000.00	478.14	13,478.14		118,646.22	1,605.00
416 Wastewater Bond Reserve Fund	78,028.40		354.75	354.75		78,383.15	0.43
417 Treatment Plant Reserve Fund	375,019.30		1,704.98	1,704.98		376,724.28	3,000.00
418 Water Short Lived Asset Reserve Fund	200,566.82	100,000.00	911.86	100,911.86		301,478.68	31,622.38
420 USDA Rural Development - Jewett Water						0.00	189,306.53
Main Improve							
601 Remittances						0.00	1.31
	<u>4,767,632.74</u>	<u>440,000.00</u>	<u>21,675.53</u>	<u>461,675.53</u>	<u>440,000.00</u>	<u>4,789,308.27</u>	<u>1,131,530.15</u>

Ending fund balance (Page 1) - Investment balance = Available cash.

5,920,838.42

TREASURER'S REPORT

Outstanding Vouchers

08/01/2023 To: 08/31/2023

As Of: 08/31/2023 Date: 09/22/2023
 Time: 11:36:42 Page: 6

City Of White Salmon

Year	Trans#	Date	Type	Acct#	War#	Vendor	Amount	Memo
2023	3072	08/29/2023	Util Pay	1		Xpress Bill Pay	136.46	Xpress Import - EFT - 08-29-2023__daily_batch.csv
2023	3073	08/29/2023	Util Pay	1		Xpress Bill Pay	80.00	Xpress Import - Metavante - 08-29-2023__daily_batch.csv
2023	3074	08/29/2023	Util Pay	1		Xpress Bill Pay	189.60	Xpress Import - iPay - 08-29-2023__daily_batch.csv
2023	3075	08/30/2023	Tr Rec	1		Permitting Customer	824.30	
2023	3076	08/30/2023	Tr Rec	1		John Doe Citizen, Fingerprints/Notary/Recyl	25.00	Fingerprinting. Michele Lee Davis
2023	3082	08/30/2023	Util Pay	1		Xpress Bill Pay	1,328.25	Xpress Import - CC - 08-30-2023__daily_batch.csv
2023	3083	08/30/2023	Util Pay	1		Xpress Bill Pay	41.43	Xpress Import - Metavante - 08-30-2023__daily_batch.csv
2023	3084	08/30/2023	Util Pay	1		Xpress Bill Pay	114.00	Xpress Import - CheckFree - 08-30-2023__daily_batch.csv
2023	3085	08/31/2023	Tr Rec	1		Association Of WA Cities	1,002.76	Memo: 2023001178 - Work Order #6894
2023	3110	08/31/2023	Util Pay	1		Xpress Bill Pay	742.88	Xpress Import - CC - 08-31-2023__daily_batch.csv
2023	3111	08/31/2023	Util Pay	1		Xpress Bill Pay	988.96	Xpress Import - EFT - 08-31-2023__daily_batch.csv
							<u>5,473.64</u>	
Receipts Outstanding:								
2023	2729	08/04/2023	Payroll	1	EFT	Washington State Support Registry	226.00	Pay Cycle(s) 08/04/2023 To 08/04/2023 - DCS
2016	1220	03/16/2016	Claims	1	31118	Cecelia Joan Huard C/O Brad Huard	6.20	Refund inactive customer credit balance
2017	8301	11/01/2017	Claims	1	33126	David & Angela Hill	87.43	041725.1 - 393 NECHERRY ST
2018	768	02/07/2018	Claims	1	33497	Renee Wuollet	11.38	020675.0 - 560 NECENTER PL
2018	1201	03/07/2018	Claims	1	33577	Chris Parker	3.17	040127.2 - 705 NECHURCH PLACE # E
2018	3179	06/20/2018	Claims	1	33915	Lourens and Monette Pretorius	16.96	053189.0 - 17 ANNIE LANE
2018	7272	09/05/2018	Payroll	1	34156	Savannah Vargas	49.10	Aug Payroll #2
2018	7524	09/20/2018	Payroll	1	34222	Savannah Vargas	20.68	Sept Payroll #1
2018	8618	12/05/2018	Payroll	1	34449	Angelina Heredia	27.70	Nov Payroll #2
2019	2627	06/05/2019	Claims	1	35066	Christopher Stiffler	168.00	Reimburse - Wildland Firefighter Exam Fee
2019	3568	08/07/2019	Claims	1	35245	Mark Long	179.21	071525.2 - 1196 WJEWETT BLVD 1198 - Refund
2020	1811	05/06/2020	Claims	1	36098	James B Roberson Trust Lisa Doslu, Trustee	10.38	Credit Balance On Utility Acct #4750
2021	218	01/20/2021	Claims	1	36799	Thomas Hood	4.71	062750.0 - 625 SWWAUBISH ST- Credit Balance Refund
2021	228	01/20/2021	Claims	1	36809	Jennifer Schwab	49.19	073225.0 - 1180 SWTHORNTON DR - Utility Account 5592 Credit Balance Refund
2021	232	01/20/2021	Claims	1	36813	Garret Zallen	0.05	064200.1 - 366 SWEYRIE RD - Utility Account 5929 Credit Balance Refund
2021	1733	05/19/2021	Claims	1	37101	Nora B. Kyte	3.34	022650.3 - 645 NEGRANDVIEW BLVD - Utility Account 1204 Credit Balance Refund
2021	3458	10/06/2021	Claims	1	37455	Ernie's Locks & Keys LLC	325.00	011450.0 - 552 SEOAK ST - Credit Balance Refund
2021	4396	12/20/2021	Payroll	1	37678	Christopher Stiffler	27.70	Park - Locksmithing Dec Payroll #2

TREASURER'S REPORT
Signature Page

City Of White Salmon

08/01/2023 To: 08/31/2023

Time: 11:36:42 Date: 09/22/2023
Page: 9

We the undersigned officers for the City of White Salmon have reviewed the foregoing report and acknowledge that to the best of our knowledge this report is accurate and true:

Signed: _____
Clerk/Treasurer / Date

Signed: _____
Chairman Budget Committee / Date

City of White Salmon
August 2023 Treasurer's Report Reconciliation

	Revenue	Expenditures
	903,640.34	1,392,124.25
Treasurer's Receipts	443,634.91	1,135,993.41 Claims
Utility Receipts	394,452.49	192,739.32 Payroll
Interfund Transfers	71,267.01	71,267.01 Interfund Transfers
Service Charge	0.00	5.00 Service Charge -Wire Fee
Service Charge	0.00	255.17 Service Charge - Checks
Revenue to Expenditure	0.00	0.00 Revenue to Expenditure
Service Charge (NSF)	-56.69	0.00 Insufficient Funds
Service Charge (NSF)	-50.91	0.00 Insufficient Funds
Stop Payment	0.00	-152.42 Stop Payment - check issued before bank change
Stop Payment	0.00	-559.64 Stop Payment - check issued before bank change
Stop Payment	0.00	-24.71 Stop Payment - check issued before bank change
Stop Payment	0.00	-55.41 Stop Payment - check issued before bank change
Stop Payment	0.00	-185.00 Stop Payment - check issued before bank change
Stop Payment	0.00	-1,400.00 Stop Payment - check issued before bank change
Stop Payment	0.00	-152.01 Stop Payment - check issued before bank change
Expenditure to Revenue	-2,737.79	-2,737.79 Expenditure to Revenue-Refunded Utility Overpayment
Expenditure to Revenue	-2,364.38	-2,364.38 Expenditure to Revenue-Refunded Building Permit
Expenditure to Revenue	-300.27	-300.27 Expenditure to Revenue-Refunded Building Permit
Expenditure to Revenue	-204.03	-204.03 Expenditure to Revenue
	903,640.34	1,392,124.25
	0.00	0.00

City of White Salmon

2023 August Treasurer's Report Reconciliation to Bank Statements

Treasurer's Report Ending Balance	5,920,838.42
Treasurer's Report Adjusted Ending Balance	5,929,982.57
Columbia State Bank (Cash)	1,129,024.25
US Bank (Time Value - Investment)	0.00
WA State Treasurer (State Pool - Investment)	4,800,832.80
Petty Cash	25.00
Drawer 1	150.00
Drawer 2	150.00
Drawer 3	0.00
Total Cash and Investments	5,930,182.05
Less Outstanding Checks (Treasurer's Report)	-14,695.48
Plus Outstanding Deposits (Page 1 of Treasurer's Report)	5,473.64
Bank Statement Adjusted Ending Balance	5,920,960.21
Difference*	121.79

*Utility Payment was taken through Xpress Bill Pay but the wrong account number was used. It was received in August as revenue, but not posted as expenditure until September.

www.fsbwa.com

Branch Office
White Salmon
509-493-2500

Statement Period: 08-01-2023 to 08-31-2023

Your annual

Privacy Policy*



is available for review!

CITY OF WHITE SALMON
PO BOX 2139
WHITE SALMON WA 98672-2139

Summary of Deposit Account Activity

	Account #	Beginning Balance	Withdrawals/ Service Charges*	Deposits	Dividends/ Interest	Ending Balance
PF - WA 1st Business CHK	10012469	1,647,709.22	1,340,030.29	821,345.32	0.00	1,129,024.25

Deposit Account Activity

PF - WA 1st Business CHK - 10012469

0.00% Annual Percentage Yield Earned for this account

Deposits

Date	Amount	Transaction Description
08/01	527.59	External Deposit PAYMENTECH - DEPOSIT 5708363
08/01	691.04	External Deposit PAYMENTECH - DEPOSIT 5708363
08/01	1,830.71	External Deposit PAYMENTECH - DEPOSIT 5708363
08/01	4,667.03	Deposit
08/02	233.13	External Deposit CITY OF WHITE SA - CREDITS 202107440
08/02	790.97	External Deposit PAYMENTECH - DEPOSIT 5708363
08/02	25,000.00	External Deposit WA ST COMMERCE 1030230731CW68100000 - VENDOR PAY 247665!
08/02	120.00	Deposit
08/03	1,081.71	External Deposit CITY OF WHITE SA - CREDITS 202177495
08/03	6,680.79	External Deposit PAYMENTECH - DEPOSIT 5708363
08/03	14,017.96	Deposit
08/04	516.67	External Deposit WA ST TREASURER - REVDISTRIB 2530
08/04	963.12	External Deposit CITY OF WHITE SA - CREDITS 202220596
08/04	1,917.66	External Deposit PAYMENTECH - DEPOSIT 5708363
08/04	9,990.00	External Deposit WA ST ECOLOGY 4610230802CG77000000 - VENDOR PAY 256500!
08/04	3,928.42	Deposit
08/07	2,316.48	External Deposit PAYMENTECH - DEPOSIT 5708363
08/07	2,986.44	External Deposit CITY OF WHITE SA - CREDITS 202267848
08/07	48,308.01	Deposit
08/08	602.64	External Deposit PAYMENTECH - DEPOSIT 5708363
08/08	1,005.18	External Deposit PAYMENTECH - DEPOSIT 5708363
08/08	1,621.89	External Deposit PAYMENTECH - DEPOSIT 5708363

***Privacy Notice:** Federal law requires us to tell you how we collect, share and protect your personal information. Our privacy policy has not changed, however you may review our policy and practices with respect to your personal information at: <https://www.fsbwa.com/resource-center/security-and-privacy> or we will mail you a free copy upon request. Call 800-683-0973 to request a copy.

1ST SECURITY BANK

Statement Period: 08-01-2023 to 08-31-2023

www.fsbwa.com

Deposit Account Activity (continued)

Date	Amount	Transaction Description
08/08	2,246.65	External Deposit CITY OF WHITE SA - CREDITS 202320442
08/08	5,595.91	Deposit
08/09	300.00	External Deposit WA ST TREASURER - REVDISTRIB 2530
08/09	1,031.19	External Deposit CITY OF WHITE SA - CREDITS 202424811
08/09	1,438.31	External Deposit PAYMENTECH - DEPOSIT 5708363
08/09	6,006.49	Deposit
08/10	2,010.64	External Deposit PAYMENTECH - DEPOSIT 5708363
08/10	2,367.06	External Deposit CITY OF WHITE SA - CREDITS 202482443
08/10	8,663.98	Deposit
08/11	87.50	External Deposit WA ST TREASURER - REVDISTRIB 2530
08/11	1,534.02	External Deposit CITY OF WHITE SA - CREDITS 202536966
08/11	1,791.41	External Deposit PAYMENTECH - DEPOSIT 5708363
08/11	8,167.38	Deposit
08/14	2,404.43	External Deposit PAYMENTECH - DEPOSIT 5708363
08/14	7,069.86	External Deposit CITY OF WHITE SA - CREDITS 202633924
08/14	14,180.07	External Deposit KCLICKITAT COUNTY ACH - KC REMIT KCT*5097734664*
08/14	3,030.43	Deposit
08/15	572.01	External Deposit CITY OF WHITE SA - CREDITS 202697670
08/15	775.67	External Deposit PAYMENTECH - DEPOSIT 5708363
08/15	1,486.32	External Deposit PAYMENTECH - DEPOSIT 5708363
08/15	21,591.61	Deposit
08/16	433.00	External Deposit PAYMENTECH - DEPOSIT 5708363
08/16	750.00	External Deposit WA ST TREASURER - REVDISTRIB 2530
08/16	8,698.57	External Deposit CITY OF WHITE SA - CREDITS 202794178
08/16	269.94	Deposit
08/17	1,835.79	External Deposit PAYMENTECH - DEPOSIT 5708363
08/17	2,159.69	External Deposit CITY OF WHITE SA - CREDITS 202922850
08/17	6,429.56	Deposit
08/18	137.50	External Deposit WA ST TREASURER - REVDISTRIB 2530
08/18	1,341.06	External Deposit PAYMENTECH - DEPOSIT 5708363
08/18	2,758.72	External Deposit CITY OF WHITE SA - CREDITS 202977583
08/18	212,547.46	Deposit
08/21	5,421.97	External Deposit CITY OF WHITE SA - CREDITS 203023522
08/21	15,548.84	External Deposit PAYMENTECH - DEPOSIT 5708363
08/21	22,136.68	Deposit
08/22	3,266.35	External Deposit PAYMENTECH - DEPOSIT 5708363
08/22	3,402.58	External Deposit CITY OF WHITE SA - CREDITS 203081481
08/22	6,493.93	External Deposit PAYMENTECH - DEPOSIT 5708363
08/22	7,862.28	External Deposit PAYMENTECH - DEPOSIT 5708363
08/22	70,312.46	External Deposit CITY WS DB 5200 - UTILPYM
08/22	4,211.50	Deposit
08/23	250.00	External Deposit WA ST TREASURER - REVDISTRIB 2530
08/23	11,443.59	External Deposit CITY OF WHITE SA - CREDITS 203258735
08/23	11,587.95	External Deposit PAYMENTECH - DEPOSIT 5708363
08/23	1,824.33	Deposit
08/24	12,527.32	External Deposit CITY OF WHITE SA - CREDITS 203313104
08/24	29,675.03	External Deposit PAYMENTECH - DEPOSIT 5708363
08/24	3,168.25	Deposit
08/25	325.00	External Deposit WA ST TREASURER - REVDISTRIB 2530
08/25	1,704.28	External Deposit PAYMENTECH - DEPOSIT 5708363

1ST SECURITY BANK

Statement Period: 08-01-2023 to 08-31-2023

www.fsbwa.com

Deposit Account Activity (continued)

Date	Amount	Transaction Description
08/25	10,573.17	External Deposit CITY OF WHITE SA - CREDITS 203367946
08/25	12,575.03	Deposit
08/28	361.16	External Deposit PAYMENTECH - DEPOSIT 5708363
08/28	25,287.87	External Deposit CITY OF WHITE SA - CREDITS 203433667
08/28	2,614.83	Deposit
08/29	136.39	External Deposit PAYMENTECH - DEPOSIT 5708363
08/29	271.75	External Deposit PAYMENTECH - DEPOSIT 5708363
08/29	425.00	External Deposit WA ST TREASURER - REVDISTRIB 2530
08/29	568.22	External Deposit CITY OF WHITE SA - CREDITS 203568647
08/29	9,334.67	Deposit
08/30	170.79	External Deposit PAYMENTECH - DEPOSIT 5708363
08/30	341.91	External Deposit CITY OF WHITE SA - CREDITS 203671433
08/31	146.39	External Deposit PAYMENTECH - DEPOSIT 5708363
08/31	612.34	External Deposit CITY OF WHITE SA - CREDITS 203711617
08/31	78,106.17	External Deposit WA ST TREASURER - REVDISTRIB 2530
08/31	8,291.63	Wire Transfer Deposit Incoming Wire 68712824 CASHMERE VALLEY BANK
08/31	418.92	Deposit
08/31	437.07	Deposit

Withdrawals

Date	Amount	Transaction Description
08/01	8,891.88	External Withdrawal LABOR&INDUSTRIES - L&I ELF 486000-02VUHS
08/01	2,553.43	External Withdrawal PAID FAMILY MED - PAYMENT A 728847713
08/01	845.41	External Withdrawal STATE OF WA-ESD NOT USED - ESD ACH 6 ESD WA UI-TAX
08/01	46.99	External Withdrawal OR REVENUE DEPT - TAXPAYMENT 1534628480
08/02	37,202.30	External Withdrawal Vimly Benefit So - AWC ST-C1G7U8B6G700
08/02	449.64	Check 40379
08/02	2,315.00	Check 40394
08/02	150.00	Check 40398
08/02	1,239.10	Check 40405
08/03	1,865.01	External Withdrawal PAYMENTECH - FEE 5708363
08/03	170.77	External Withdrawal LIFESECURE INSU LISTBILL - INSURANCE
08/03	151.05	Check 40327
08/03	1,386.98	Check 40376
08/04	18,279.43	External Withdrawal IRS - USATAXPYMT 270361612247129
08/04	6,677.76	External Withdrawal WA DEPT RET SYS - DRS EPAY 4402922
08/04	3,530.84	External Withdrawal WA DEPT RET SYS - DRS EPAY 4402921
08/04	527.00	External Withdrawal OR REVENUE DEPT - TAXPAYMENT 1545507456
08/04	393.00	External Withdrawal Standard Ins - premium STASIC000256319
08/04	49,017.43	External Withdrawal CITY WS DB - PAYROLL
08/04	150.00	Check 40341
08/04	80.00	Check 40393
08/04	624.17	Check 40402
08/07	164.90	Over Counter Check 40445
08/07	7,301.47	Over Counter Check 40447
08/07	150.00	Check 40343
08/07	2,112.19	Check 40414
08/07	508,802.00	Check 40448
08/08	844.06	External Withdrawal Xpress Bill Pay July Billing - Billing 10295



Deposit Account Activity (continued)

Withdrawals (continued)

Date	Amount	Transaction Description
08/08	74.80	External Withdrawal AFLAC - INSURANCE EXM7526438
08/08	3,912.50	Over Counter Check 40439
08/08	1,544.23	Check 40383
08/08	2,898.93	Check 40423
08/08	718.45	Check 40424
08/08	91.46	Check 40441
08/08	9,900.00	Check 40449
08/09	1,221.60	External Withdrawal LIFESECURE INSU - INSURANCE
08/09	410.79	External Withdrawal LIFESECURE INSU - INSURANCE
08/09	529.00	Check 40421
08/09	2,354.73	Check 40425
08/09	1,360.00	Check 40426
08/09	104.79	Check 40428
08/09	776.10	Check 40429
08/09	22,091.25	Check 40430
08/09	320.00	Check 40431
08/09	1,015.74	Check 40434
08/09	190.01	Check 40435
08/10	7,920.00	External Withdrawal USDA RD DCFO ACH TRANSACTION - PAYMENT
08/10	91.77	Over Counter Check 40417
08/10	794.35	Check 40418
08/10	4,152.00	Check 40420
08/10	529.00	Check 40433
08/10	38.52	Check 40436
08/10	16.31	Check 40440
08/10	2,364.38	Check 40442
08/10	493.73	Check 40446
08/11	300.27	Over Counter Check 40422
08/14	121.50	Check 40427
08/15	15.47	Check 40437
08/15	80.00	Check 40444
08/16	24.35	Check 40419
08/16	50.59	Check 40438
08/17	12,395.99	External Withdrawal WA DEPT REVENUE - TAX PYMT 11581598
08/18	210,541.67	Over Counter Check 40496
08/18	171,222.73	Check 40454
08/21	17,531.25	External Withdrawal IRS - USATAXPYMT 270363332143403
08/21	9,676.93	External Withdrawal WA DEPT RET SYS - DRS EPAY 4407156
08/21	449.00	External Withdrawal OR REVENUE DEPT - TAXPAYMENT 1198273152
08/21	45,936.20	External Withdrawal CITY WS DB - PAYROLL
08/21	7,397.73	Over Counter Check 40483
08/21	164.90	Check 40432
08/22	1,012.50	Check 40457
08/22	1,730.79	Check 40459
08/22	135.58	Check 40464
08/22	2,075.04	Check 40470
08/22	384.89	Check 40471
08/22	38.67	Check 40474

Deposit Account Activity (continued)

Withdrawals (continued)

Date	Amount	Transaction Description
08/22	843.32	Check 40477
08/22	97.60	Check 40478
08/22	6,859.50	Check 40486
08/23	255.17	External Withdrawal HARLAND CLARKE - CHK ORDERS
08/23	120.00	External Withdrawal Starlink Service - Starlink S
08/23	150.00	Over Counter Check 40476
08/23	52,476.31	Check 40452
08/23	291.42	Check 40453
08/23	35,212.61	Check 40456
08/23	450.52	Check 40460
08/23	277.95	Check 40462
08/23	1,583.14	Check 40465
08/23	1,170.00	Check 40467
08/23	140.00	Check 40472
08/23	80.71	Check 40491
08/23	338.52	Check 40495
08/23	2,425.66	Check 40497
08/23	773.65	Check 40498
08/24	226.00	External Withdrawal WASHINGTON-DSHS WEB PAYMENTS - WA53000000 916001528
08/24	56.69	Descriptive Withdrawal 8/24 ACH File UTILPYM Rtn OHNEMUS DYLAN - NSF
08/24	50.91	Descriptive Withdrawal 8/24 ACH File UTILPYM Rtn WALL MIKE AND HEATHER - NSF
08/24	13.52	Check 40473
08/24	44.94	Check 40481
08/24	440.32	Check 40482
08/24	458.70	Check 40499
08/25	270.00	Check 40461
08/25	179.32	Check 40484
08/25	105.67	Check 40485
08/25	624.18	Check 40487
08/28	125.45	Check 40450
08/28	2,737.79	Check 40469
08/28	7.52	Check 40480
08/28	233.48	Check 40490
08/28	5,404.67	Check 40492
08/28	1,176.72	Check 40494
08/29	151.05	Check 40416
08/29	46.48	Check 40479
08/30	150.00	Check 40455
08/30	150.00	Check 40458
08/30	310.00	Check 40468
08/30	19,938.50	Check 40501
08/31	5.00	Bus. Incoming Wire Fee Incoming 68712824
08/31	455.00	Check 40475

Checks Paid

Check #	Date	Amount	Check #	Date	Amount	Check #	Date	Amount
40327	08/03	151.05	40343 *	08/07	150.00	40379 *	08/02	449.64
40341 *	08/04	150.00	40376 *	08/03	1,386.98	40383 *	08/08	1,544.23

Deposit Account Activity (continued)

Check #	Date	Amount	Check #	Date	Amount	Check #	Date	Amount
40393 *	08/04	80.00	40438	08/16	50.59	40470	08/22	2,075.04
40394	08/02	2,315.00	40439	08/08	3,912.50	40471	08/22	384.89
40398 *	08/02	150.00	40440	08/10	16.31	40472	08/23	140.00
40402 *	08/04	624.17	40441	08/08	91.46	40473	08/24	13.52
40405 *	08/02	1,239.10	40442	08/10	2,364.38	40474	08/22	38.67
40414 *	08/07	2,112.19	40444 *	08/15	80.00	40475	08/31	455.00
40416 *	08/29	151.05	40445	08/07	164.90	40476	08/23	150.00
40417	08/10	91.77	40446	08/10	493.73	40477	08/22	843.32
40418	08/10	794.35	40447	08/07	7,301.47	40478	08/22	97.60
40419	08/16	24.35	40448	08/07	508,802.00	40479	08/29	46.48
40420	08/10	4,152.00	40449	08/08	9,900.00	40480	08/28	7.52
40421	08/09	529.00	40450	08/28	125.45	40481	08/24	44.94
40422	08/11	300.27	40452 *	08/23	52,476.31	40482	08/24	440.32
40423	08/08	2,898.93	40453	08/23	291.42	40483	08/21	7,397.73
40424	08/08	718.45	40454	08/18	171,222.73	40484	08/25	179.32
40425	08/09	2,354.73	40455	08/30	150.00	40485	08/25	105.67
40426	08/09	1,360.00	40456	08/23	35,212.61	40486	08/22	6,859.50
40427	08/14	121.50	40457	08/22	1,012.50	40487	08/25	624.18
40428	08/09	104.79	40458	08/30	150.00	40490 *	08/28	233.48
40429	08/09	776.10	40459	08/22	1,730.79	40491	08/23	80.71
40430	08/09	22,091.25	40460	08/23	450.52	40492	08/28	5,404.67
40431	08/09	320.00	40461	08/25	270.00	40494 *	08/28	1,176.72
40432	08/21	164.90	40462	08/23	277.95	40495	08/23	338.52
40433	08/10	529.00	40464 *	08/22	135.58	40496	08/18	210,541.67
40434	08/09	1,015.74	40465	08/23	1,583.14	40497	08/23	2,425.66
40435	08/09	190.01	40467 *	08/23	1,170.00	40498	08/23	773.65
40436	08/10	38.52	40468	08/30	310.00	40499	08/24	458.70
40437	08/15	15.47	40469	08/28	2,737.79	40501 *	08/30	19,938.50

(* indicates a break in check sequence)

	Statement Period Total	Year-to-Date Total
Total Overdraft Fees (Paid)	0.00	0.00
Total Returned Item Fees (Returned)	0.00	0.00

Local Government Investment Pool
Statement of Account for No: 02530
Primary Account
August 2023

CITY OF WHITE SALMON
PO BOX 2139
WHITE SALMON, WA 98672-8672

Date	Description	Comment	Deposits	Withdrawals	Balance
08/01/2023	Beginning Balance				4,779,157.27
08/31/2023	Month End Balance				4,779,157.27
	August Earnings	Daily Factor Earnings	21,675.53		
	Net Ending Balance				4,800,832.80

Account Summary

Beginning Balance:	4,779,157.27	Gross Earnings:	21,701.63
Deposits:	0.00	Administrative Fee:	26.10
Withdrawals:	0.00	Net Earnings:	21,675.53
Month End Balance:	4,779,157.27		
Administrative Fee Rate:	0.0064 %	Net Ending Balance:	4,800,832.80
Gross Earnings Rate:	5.3465 %		
Net Earnings Rate:	5.3401 %	Average Daily Balance:	4,779,157.27

WASHINGTON STATE LOCAL GOVERNMENT INVESTMENT POOL

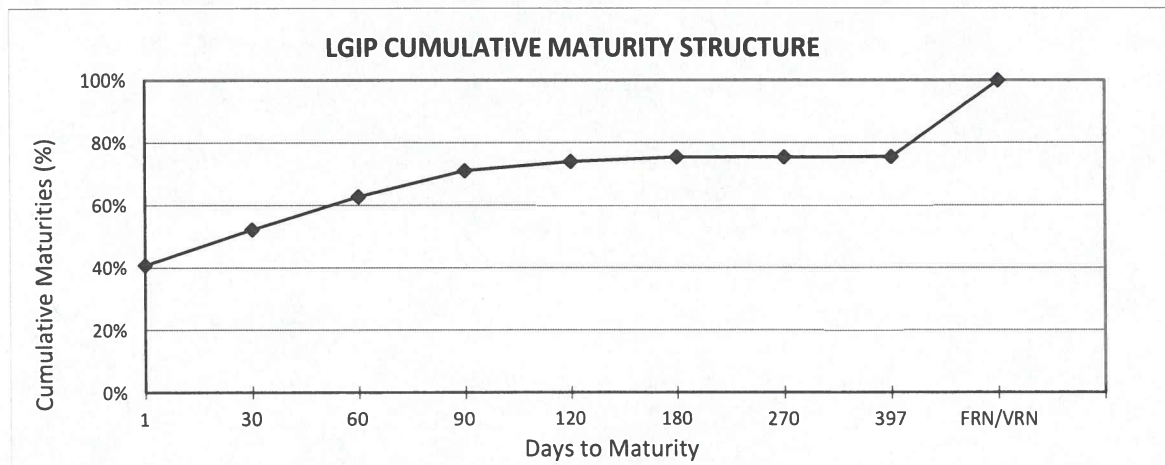
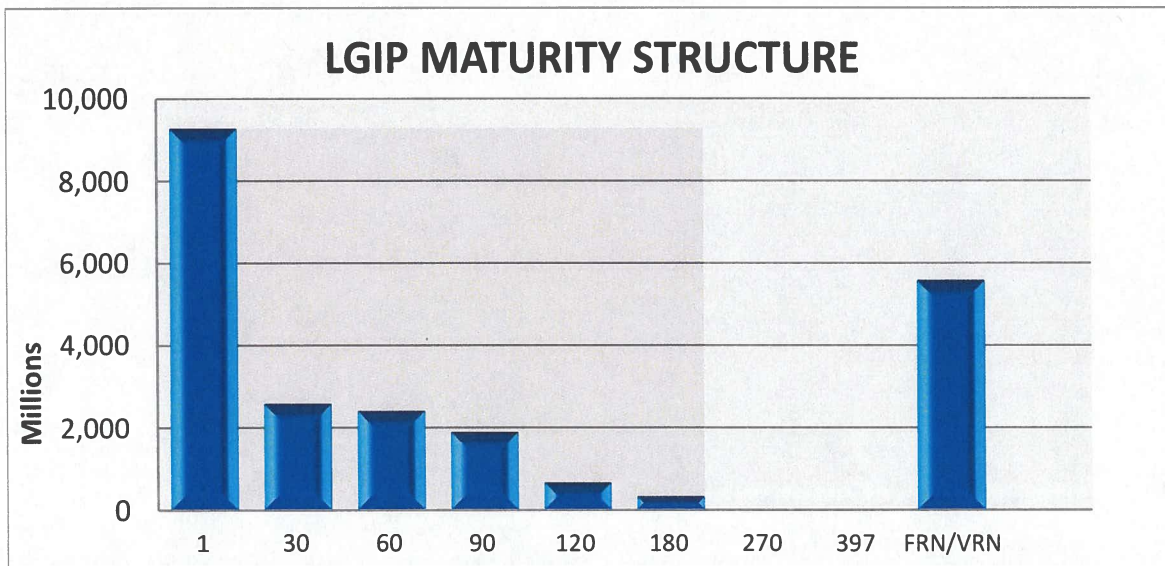
August 31, 2023

<u>DAYS TO MATURITY</u>	<u>\$ MATURING (PAR VALUE)*</u>	<u>% MATURING</u>	<u>CUMULATIVE % MATURING</u>
1	9,259.60	40.8%	40.8%
2-30	2,576.70	11.4%	52.2%
31-60	2,405.00	10.6%	62.8%
61-90	1,885.83	8.3%	71.1%
91-120	660.00	2.9%	74.0%
121-180	320.25	1.4%	75.4%
181-270	10.00	0.0%	75.4%
271-397	5.00	0.0%	75.4%
FRN/VRN	5,572.00	24.6%	100.0%

PORTFOLIO TOTAL:

22,694.38

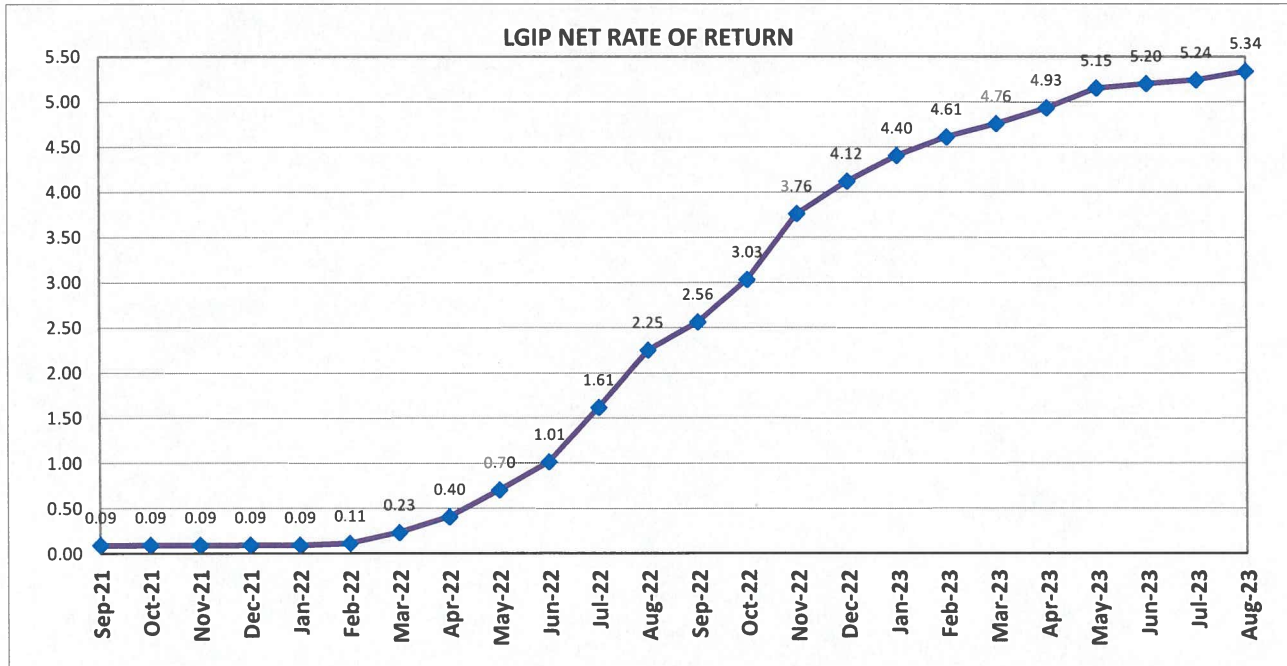
* Amounts in millions of dollars



**WASHINGTON STATE
LOCAL GOVERNMENT INVESTMENT POOL
August 31, 2023**

Investment Type	Average Balance	Aug-23	Average Balance	2023
	Aug-23	Percentage	CY 2023	Percentage
Agency Bullets	0.00	0.00%	0.00	0.00%
Agency Discount Notes	1,237,768,066.67	5.55%	1,634,819,876.48	7.60%
Agency Floating Rate Notes	4,149,182,613.58	18.62%	4,391,615,678.35	20.41%
Agency Variable Rate Notes	0.00	0.00%	0.00	0.00%
Certificates of Deposit	250,250,000.00	1.12%	131,100,308.64	0.61%
IB Bank Deposit	3,905,388,711.71	17.53%	3,681,896,918.60	17.11%
Repurchase Agreements	4,545,483,870.96	20.40%	3,946,917,695.43	18.35%
SOFR Floating Rate Notes	0.00	0.00%	0.00	0.00%
Supras - Bullets	0.00	0.00%	0.00	0.00%
Supras - Discount Notes	427,398,525.99	1.92%	489,964,677.30	2.28%
Supras- Floating Rate Notes	0.00	0.00%	0.00	0.00%
Supras - Variables	0.00	0.00%	0.00	0.00%
Term Repurchase Agreements	0.00	0.00%	180,246,913.58	0.84%
U.S. Treasury Securities	6,978,157,751.96	31.32%	6,219,720,138.78	28.91%
US Treasury Floating Rate Notes	788,694,360.13	3.54%	838,550,039.40	3.90%
Total Avg Daily Balance	22,282,323,900.99	100.00%	21,514,832,246.55	100.00%

Avg Days to Maturity 17 days



* Rates are calculated on a 365-day basis

BANK RECONCILIATION

City Of White Salmon

Time: 11:28:51 Date: 09/22/2023

08/01/2023 To: 08/31/2023

Page: 1

1 Checking Account

Date	Balance Forward	1,647,709.22
07/27/2023		233.13
07/28/2023		919.57
07/29/2023		814.19
07/30/2023		2,397.29
07/31/2023		6,421.12
08/01/2023		10,287.23
08/02/2023		43,415.40
08/03/2023		7,276.09
08/04/2023		61,156.15
08/05/2023		2,189.00
08/06/2023		833.17
08/07/2023		8,568.24
08/08/2023		15,086.99
08/09/2023		12,548.43
08/10/2023		33,450.45
08/11/2023		5,038.07
08/12/2023		442.44
08/13/2023		838.07
08/14/2023		24,783.33
08/15/2023		10,056.89
08/16/2023		11,923.20
08/17/2023		239,418.10
08/18/2023		29,678.25
08/19/2023		11,260.35
08/20/2023		11,460.46
08/21/2023		26,397.62
08/22/2023		127,099.69
08/23/2023		5,809.28
08/24/2023		13,278.10
08/25/2023		3,585.55
08/26/2023		256.23
08/28/2023		9,505.46
08/29/2023		1,008.46
08/30/2023		418.92
08/31/2023		86,397.80
	Total Credits:	824,252.72

Year	Trans#	Date	Type	Chk#	Vendor	
2022	4036	12/05/2022	Payroll	38651	Patricia F Fink	152.42
2022	4062	12/05/2022	Payroll	38659	David S Swann	559.64
2022	4120	12/07/2022	Claims	38665	Ryan Hardie Adam	24.71
2022	4280	12/20/2022	Payroll	38726	Joseph Ryan	55.41
2023	700	03/01/2023	Claims	38964	IIMC	185.00
2023	715	03/01/2023	Claims	38979	Reynier, Ron Atty At Law	1,400.00
2023	735	03/06/2023	Payroll	38983	Patricia F Fink	152.01
2023	2316	07/05/2023	Payroll	40327	Benjamin C Giant	151.05
2023	2378	07/05/2023	Claims	40341	Hannigan Michael	150.00
2023	2380	07/05/2023	Claims	40343	Mt Adams Chamber Of Commerce	150.00
2023	2558	07/19/2023	Claims	40376	CenturyLink	1,386.98
2023	2561	07/19/2023	Claims	40379	Columbia Gorge News, LLC	449.64
2023	2565	07/19/2023	Claims	40383	Databar	1,544.23
2023	2575	07/19/2023	Claims	40393	League of Oregon Cities	80.00
2023	2576	07/19/2023	Claims	40394	MCEDD	2,315.00
2023	2580	07/19/2023	Claims	40398	Deborah Olson	150.00

BANK RECONCILIATION

City Of White Salmon

Time: 11:28:51 Date: 09/22/2023

08/01/2023 To: 08/31/2023

Page: 2

Year	Trans#	Date	Type	Chk#	Vendor	
2023	2584	07/19/2023	Claims	40402	Republic Services #487	624.17
2023	2587	07/19/2023	Claims	40405	Verizon Wireless	1,239.10
2023	2596	07/19/2023	Claims	40414	Zaya LLC	2,112.19
2023	2731	07/28/2023	Payroll		Department Of Labor & Industries	8,891.88
2023	2732	07/28/2023	Payroll		Employment Security Department - PFMLA	2,553.43
2023	2733	07/28/2023	Payroll		Employment Security Department	845.41
2023	2734	07/28/2023	Payroll		Oregon Dept. of Revenue - Transit Tax	46.99
2023	2873	08/01/2023	Claims		Cashmere Valley Bank	500.00
2023	2744	08/02/2023	Claims	40419	American Messaging - #1149685	24.35
2023	2745	08/02/2023	Claims	40420	Aspect Consulting	4,152.00
2023	2746	08/02/2023	Claims	40421	BSK Associates	529.00
2023	2747	08/02/2023	Claims	40422	Susan M. Benedict	300.27
2023	2748	08/02/2023	Claims	40423	Brenntag Pacific, Inc	2,898.93
2023	2749	08/02/2023	Claims	40424	C.M. & W.O. Sheppard Inc	718.45
2023	2750	08/02/2023	Claims	40425	Coburn Electric, Inc.	2,354.73
2023	2751	08/02/2023	Claims	40426	DCG Watershed	1,360.00
2023	2752	08/02/2023	Claims	40427	Ernie's Locks & Keys LLC	121.50
2023	2753	08/02/2023	Claims	40428	Fastenal	104.79
2023	2754	08/02/2023	Claims	40429	Blue Mountain Networks LLC	776.10
2023	2755	08/02/2023	Claims	40430	Gray & Osborne, Inc	22,091.25
2023	2756	08/02/2023	Claims	40431	Its All a Little Grey LLC	320.00
2023	2757	08/02/2023	Claims	40432	Ned Kindler	164.90
2023	2758	08/02/2023	Claims	40433	Masonic Lodge # 163	529.00
2023	2759	08/02/2023	Claims	40434	Mid-American Research Chemical Corp	1,015.74
2023	2760	08/02/2023	Claims	40435	NW Natural	190.01
2023	2761	08/02/2023	Claims	40436	One Call Concepts Inc	38.52
2023	2762	08/02/2023	Claims	40437	Onsite Supply House LLC	15.47
2023	2763	08/02/2023	Claims	40438	Owen Equipment Company	50.59
2023	2764	08/02/2023	Claims	40439	PUD No 1 Of Klickitat County	3,912.50
2023	2765	08/02/2023	Claims	40440	Peterson CAT Machinery	16.31
2023	2766	08/02/2023	Claims	40441	Radcomp Technologies	91.46
2023	2767	08/02/2023	Claims	40442	Doug, Petra and Joshua Rainbolt	2,364.38
2023	2769	08/02/2023	Claims	40444	Same Day Stage	80.00
2023	2770	08/02/2023	Claims	40445	Larry Spencer	164.90
2023	2771	08/02/2023	Claims	40446	WA Department of Natural Resources	493.73
2023	2772	08/02/2023	Claims	40447	White Salmon, City Of	7,301.47
2023	2782	08/03/2023	Claims	40448	North Cascade Excavating, LLC	508,802.00
2023	2783	08/03/2023	Claims	40449	Structura Naturals Inc	9,900.00
2023	2692	08/04/2023	Payroll		Ryan Hardie Adam	1,544.96
2023	2693	08/04/2023	Payroll		Ethan Adkins	1,389.59
2023	2694	08/04/2023	Payroll		Erika Castro-Guzman	2,434.34
2023	2695	08/04/2023	Payroll		Jeffrey Cooper	2,750.48
2023	2696	08/04/2023	Payroll		Kate E Daniels	2,591.02
2023	2697	08/04/2023	Payroll		Andrew Dirks	2,273.53
2023	2699	08/04/2023	Payroll		Lisa L George	2,114.57
2023	2700	08/04/2023	Payroll	40416	Benjamin C Giant	151.05
2023	2701	08/04/2023	Payroll		Suzanne F Gilmer	91.77
2023	2702	08/04/2023	Payroll		Jason L Hartmann	151.05
2023	2703	08/04/2023	Payroll		Michael L Hepner	3,247.61
2023	2704	08/04/2023	Payroll		William F Hunsaker	2,905.37
2023	2705	08/04/2023	Payroll		Cynthia D Jewell	1,943.58
2023	2706	08/04/2023	Payroll		Marla A Keethler	1,704.07
2023	2707	08/04/2023	Payroll		Jason Kinley	2,138.94
2023	2708	08/04/2023	Payroll		Ross E Lambert	2,362.70
2023	2709	08/04/2023	Payroll		Joshua Lewis	2,765.27
2023	2710	08/04/2023	Payroll		David S Lindley	151.05
2023	2711	08/04/2023	Payroll		Stephanie M Porter	2,640.99

BANK RECONCILIATION

City Of White Salmon

Time: 11:28:51 Date: 09/22/2023

08/01/2023 To: 08/31/2023

Page: 3

Year	Trans#	Date	Type	Chk#	Vendor	
2023	2712	08/04/2023	Payroll		Frank Randall	2,739.67
2023	2713	08/04/2023	Payroll		James A Ransier	151.05
2023	2714	08/04/2023	Payroll		Troy A Rayburn	3,373.93
2023	2715	08/04/2023	Payroll		Kelsey A Rooks	2,539.25
2023	2716	08/04/2023	Payroll		Troy Rosenburg	1,785.31
2023	2717	08/04/2023	Payroll		William M Sauter	3,227.33
2023	2718	08/04/2023	Payroll	40417	Jess W Wardwell	91.77
2023	2719	08/04/2023	Payroll		AFLAC	74.80
2023	2720	08/04/2023	Payroll		Association Of WA Cities	37,202.30
2023	2721	08/04/2023	Payroll		Internal Revenue Service	18,279.43
2023	2722	08/04/2023	Payroll		LifeSecure Insurance Company	410.79
2023	2723	08/04/2023	Payroll		LifeSecure Insurance Company	1,221.60
2023	2724	08/04/2023	Payroll		LifeSecure Insurance Company	170.77
2023	2725	08/04/2023	Payroll		Oregon Department of Revenue	527.00
2023	2726	08/04/2023	Payroll		Standard Insurance	393.00
2023	2727	08/04/2023	Payroll		WA State Dept Retirement Systems	100.00
2023	2728	08/04/2023	Payroll		WA State Dept Retirement Systems	10,108.60
2023	2730	08/04/2023	Payroll	40418	WSCCCE	794.35
2023	2845	08/05/2023	Claims		Xpress Bill Pay	844.06
2023	2850	08/10/2023	Claims		Chase Paymentech	1,865.01
2023	2864	08/10/2023	Claims		USDA Rural Development	7,920.00
2023	3029	08/15/2023	Claims		Starlink	120.00
2023	2901	08/16/2023	Claims		WA State Dept Revenue/Excise	12,395.99
2023	2902	08/16/2023	Claims	40450	Ace Hardware	125.45
2023	2904	08/16/2023	Claims	40452	Anderson Perry & Associates, Inc.	52,476.31
2023	2905	08/16/2023	Claims	40453	Aramark Uniform Services	291.42
2023	2906	08/16/2023	Claims	40454	Artistic Excavation, LLC	171,222.73
2023	2907	08/16/2023	Claims	40455	Elizabeth Betz	150.00
2023	2908	08/16/2023	Claims	40456	Bingen, City Of	35,212.61
2023	2909	08/16/2023	Claims	40457	Yelitza Boots	1,012.50
2023	2910	08/16/2023	Claims	40458	Lucinda Bowman	150.00
2023	2911	08/16/2023	Claims	40459	Brenntag Pacific, Inc	1,730.79
2023	2912	08/16/2023	Claims	40460	CTX-Xerox	450.52
2023	2913	08/16/2023	Claims	40461	Cameron McCarthy Landscape Architecture	270.00
2023	2914	08/16/2023	Claims	40462	Charter Communications	277.95
2023	2916	08/16/2023	Claims	40464	DataPro Solutions, Inc	135.58
2023	2917	08/16/2023	Claims	40465	Databar	1,583.14
2023	2919	08/16/2023	Claims	40467	Gorge Dirt Works, LLC	1,170.00
2023	2920	08/16/2023	Claims	40468	Gower Law Office	310.00
2023	2921	08/16/2023	Claims	40469	Hotel Iconic LLC	2,737.79
2023	2922	08/16/2023	Claims	40470	Hunsaker Oil	2,075.04
2023	2923	08/16/2023	Claims	40471	James Dean Construction, Inc	384.89
2023	2924	08/16/2023	Claims	40472	Klickitat County Health Dept	140.00
2023	2925	08/16/2023	Claims	40473	Klickitat County Prosecutor	13.52
2023	2926	08/16/2023	Claims	40474	Les Schwab Tire Center	38.67
2023	2927	08/16/2023	Claims	40475	Mosier WiNet	455.00
2023	2928	08/16/2023	Claims	40476	Dottie Moulton	150.00
2023	2929	08/16/2023	Claims	40477	NAPA Auto Parts dba of TWGW, Inc	843.32
2023	2930	08/16/2023	Claims	40478	NAPA Auto Parts dba Gorge Auto Parts	97.60
2023	2931	08/16/2023	Claims	40479	O'Reilly Auto Parts	46.48
2023	2932	08/16/2023	Claims	40480	Office Depot	7.52
2023	2933	08/16/2023	Claims	40481	One Call Concepts Inc	44.94
2023	2934	08/16/2023	Claims	40482	Onsite Supply House LLC	440.32
2023	2935	08/16/2023	Claims	40483	PUD No 1 Of Klickitat County	7,397.73
2023	2936	08/16/2023	Claims	40484	Pitney Bowes Global Financial LLC	179.32
2023	2937	08/16/2023	Claims	40485	Platt Electrical, dba of Rexel USA, INC	105.67
2023	2938	08/16/2023	Claims	40486	Radcomp Technologies	6,859.50

BANK RECONCILIATION

City Of White Salmon

Time: 11:28:51 Date: 09/22/2023

08/01/2023 To: 08/31/2023

Page: 4

Year	Trans#	Date	Type	Chk#	Vendor	
2023	2939	08/16/2023	Claims	40487	Republic Services #487	624.18
2023	2942	08/16/2023	Claims	40490	Shred-it USA LLC	233.48
2023	2943	08/16/2023	Claims	40491	TransUnion Risk & Alternative	80.71
2023	2944	08/16/2023	Claims	40492	US Bank	5,404.67
2023	2946	08/16/2023	Claims	40494	Verizon Wireless	1,176.72
2023	2947	08/16/2023	Claims	40495	WA State Treas. Cash Mgmt Dept	338.52
2023	2948	08/16/2023	Claims	40496	White Salmon, City Of	210,541.67
2023	2949	08/16/2023	Claims	40497	Wilcox & Flegel	2,425.66
2023	2950	08/16/2023	Claims	40498	Xerox Financial Services, LLC	773.65
2023	2951	08/16/2023	Claims	40499	Zaya LLC	458.70
2023	2960	08/21/2023	Payroll		Ryan Hardie Adam	2,318.55
2023	2961	08/21/2023	Payroll		Ethan Adkins	1,640.93
2023	2962	08/21/2023	Payroll		Erika Castro-Guzman	2,463.16
2023	2963	08/21/2023	Payroll		Jeffrey Cooper	2,064.90
2023	2964	08/21/2023	Payroll		Kate E Daniels	2,197.26
2023	2965	08/21/2023	Payroll		Andrew Dirks	2,274.08
2023	2966	08/21/2023	Payroll		Lisa L George	2,336.79
2023	2967	08/21/2023	Payroll		Michael L Hepner	3,250.86
2023	2968	08/21/2023	Payroll		William F Hunsaker	2,905.57
2023	2969	08/21/2023	Payroll		Cynthia D Jewell	1,924.59
2023	2970	08/21/2023	Payroll		Jason Kinley	2,317.56
2023	2971	08/21/2023	Payroll		Ross E Lambert	2,216.56
2023	2972	08/21/2023	Payroll		Stephanie M Porter	2,642.97
2023	2973	08/21/2023	Payroll		Frank Randall	4,638.68
2023	2974	08/21/2023	Payroll		Troy A Rayburn	3,995.68
2023	2975	08/21/2023	Payroll		Kelsey A Rooks	1,651.44
2023	2976	08/21/2023	Payroll		Troy Rosenberg	1,786.02
2023	2977	08/21/2023	Payroll		William M Sauter	3,310.60
2023	2979	08/21/2023	Payroll		Internal Revenue Service	17,531.25
2023	2980	08/21/2023	Payroll		Oregon Department of Revenue	449.00
2023	2981	08/21/2023	Payroll		WA State Dept Retirement Systems	125.00
2023	2982	08/21/2023	Payroll		WA State Dept Retirement Systems	9,551.93
2023	2983	08/21/2023	Payroll		Washington State Support Registry	226.00
2023	3035	08/23/2023	Ser Chge		Dylan Ohnemus	56.69
2023	3115	08/23/2023	Ser Chge		1st Security Bank of Washington	255.17
2023	3036	08/24/2023	Ser Chge		Mike and Heather Wall	50.91
2023	3063	08/28/2023	Claims	40501	Mt Adams Chamber Of Commerce	19,938.50
2023	3114	08/31/2023	Ser Chge		Cashmere Valley Bank	5.00
Total Debits:						1,343,059.48
Reconciled Bank Balance:						1,128,902.46
2023	3072	08/29/2023	Util Pay	61138	Xpress Bill Pay	136.46
2023	3073	08/29/2023	Util Pay	61139	Xpress Bill Pay	80.00
2023	3074	08/29/2023	Util Pay	61140	Xpress Bill Pay	189.60
2023	3075	08/30/2023	Tr Rec	61141	Permitting Customer	824.30
2023	3076	08/30/2023	Tr Rec	61142	John Doe Citizen, Fingerprints/Notary/Recyl	25.00
2023	3082	08/30/2023	Util Pay	61148	Xpress Bill Pay	1,328.25
2023	3083	08/30/2023	Util Pay	61149	Xpress Bill Pay	41.43
2023	3084	08/30/2023	Util Pay	61150	Xpress Bill Pay	114.00
2023	3085	08/31/2023	Tr Rec	61151	Association Of WA Cities	1,002.76
2023	3110	08/31/2023	Util Pay	61152	Xpress Bill Pay	742.88
2023	3111	08/31/2023	Util Pay	61153	Xpress Bill Pay	988.96
Outstanding Credits:						-5,473.64
2016	1220	03/16/2016	Claims	31118	Huard C/O Brad Huard, Cecelia Joan	6.20
2017	8301	11/01/2017	Claims	33126	Hill, David & Angela	87.43
2018	768	02/07/2018	Claims	33497	Wuollet, Renee	11.38

BANK RECONCILIATION

City Of White Salmon

Time: 11:28:51 Date: 09/22/2023

08/01/2023 To: 08/31/2023

Page: 5

2018	1201	03/07/2018	Claims	33577	Parker, Chris	3.17
2018	3179	06/20/2018	Claims	33915	Pretorius, Lourens and Monette	16.96
2018	7272	09/05/2018	Payroll	34156	Vargas, Savannah	49.10
2018	7524	09/20/2018	Payroll	34222	Vargas, Savannah	20.68
2018	8618	12/05/2018	Payroll	34449	Heredia, Angelina	27.70
2019	2627	06/05/2019	Claims	35066	Stiffler, Christopher	168.00
2019	3568	08/07/2019	Claims	35245	Long, Mark	179.21
2020	1811	05/06/2020	Claims	36098	Lisa Doslu, Trustee, James B Roberson Trust	10.38
2021	218	01/20/2021	Claims	36799	Hood, Thomas	4.71
2021	228	01/20/2021	Claims	36809	Schwab, Jennifer	49.19
2021	232	01/20/2021	Claims	36813	Zallen, Garret	0.05
2021	1733	05/19/2021	Claims	37101	Kyte, Nora B.	3.34
2021	3458	10/06/2021	Claims	37455	Ernie's Locks & Keys LLC	325.00
2021	4396	12/20/2021	Payroll	37678	Stiffler, Christopher	27.70
2023	57	01/04/2023	Claims	38767	Springbrook Holding Company LLC	
2023	2372	07/05/2023	Claims	40335	Hinman, Chad	150.00
2023	2566	07/19/2023	Claims	40384	Ed2go	2,295.00
2023	2698	08/04/2023	Payroll	40415	Fink, Patricia F	151.05
2023	2729	08/04/2023	Payroll		Washington State Support Registry	226.00
2023	2768	08/02/2023	Claims	40443	Reynier, Ron Atty At Law	1,400.00
2023	2903	08/16/2023	Claims	40451	Adam, Ryan Hardie	24.71
2023	2915	08/16/2023	Claims	40463	Columbia Gorge News, LLC	767.25
2023	2918	08/16/2023	Claims	40466	Extreme Products	1,250.80
2023	2940	08/16/2023	Claims	40488	Reynier, Ron Atty At Law	1,400.00
2023	2941	08/16/2023	Claims	40489	Schuknecht's Polygraph Service	200.00
2023	2945	08/16/2023	Claims	40493	Underriner Ford of The Dalles	331.44
2023	3062	08/28/2023	Claims	40500	CenturyLink	1,385.95
2023	3064	08/28/2023	Claims	40502	PUD No 1 Of Klickitat County	4,123.08

Outstanding Debits: 14,695.48

Reconciled Book Balance: 1,119,802.41

BANK RECONCILIATION

City Of White Salmon

Time: 11:33:28 Date: 09/22/2023

08/01/2023 To: 08/31/2023

Page: 1

3 Petty Cash

Date	Balance Forward	25.00
------	-----------------	-------

Total Credits:	0.00
----------------	------

Year	Trans#	Date	Type	Chk#	Vendor
------	--------	------	------	------	--------

Total Debits:	0.00
---------------	------

Reconciled Bank Balance:	25.00
--------------------------	-------

Outstanding Credits:	
----------------------	--

Outstanding Debits:	
---------------------	--

Reconciled Book Balance:	25.00
---------------------------------	--------------

BANK RECONCILIATION

City Of White Salmon

Time: 11:33:38 Date: 09/22/2023

08/01/2023 To: 08/31/2023

Page: 1

4 Cash Drawer 1

Date Balance Forward 150.00

Total Credits: 0.00

Year Trans# Date Type Chk# Vendor

Total Debits: 0.00

Reconciled Bank Balance: 150.00

Outstanding Credits: _____

Outstanding Debits: _____

Reconciled Book Balance: 150.00

BANK RECONCILIATION

City Of White Salmon

Time: 11:33:46 Date: 09/22/2023

08/01/2023 To: 08/31/2023

Page: 1

5 Cash Drawer 2

Date Balance Forward 150.00

Total Credits: 0.00

Year Trans# Date Type Chk# Vendor

Total Debits: 0.00

Reconciled Bank Balance: 150.00

Outstanding Credits: _____

Outstanding Debits: _____

Reconciled Book Balance: 150.00

INVESTMENT INTEREST WORKSHEET

City Of White Salmon

Time: 11:31:20 Date: 09/22/2023

For Balances As Of: 07/31/2023

Page: 1

Fund	Account	Fund Balance	% Of Total	Interest
001 Current Expense	361 11 00 00	1,130,679.05	23.71573	5,140.51
101 Street Fund	361 11 40 00	103,566.32	2.17228	470.85
108 Municipal Capital Imp Fund	361 11 95 00	402,649.52	8.44548	1,830.60
110 Fire Reserve Fund	361 11 11 00	349,307.14	7.32664	1,588.09
112 General Govt Reserve Fund	361 11 12 00	355,021.82	7.44650	1,614.07
121 Police Vehicle Reserve Fund	361 11 21 01	81,018.69	1.69935	368.34
303 Hotel/Motel Taxes	361 10 00 12	111,023.97	2.32870	504.76
401 Water Fund	361 11 34 02	103,566.32	2.17228	470.85
402 Wastewater Collection Fund	361 11 35 01	310,698.97	6.51684	1,412.56
408 Water Reserve Fund	361 11 34 03	106,954.42	2.24334	486.26
409 Wastewater Reserve Fund	361 11 35 02	526,941.28	11.05247	2,395.68
412 Water Rights Acquisition Fund	361 11 34 04	360,435.72	7.56006	1,638.68
413 Water Bond Redemption Fund	361 11 04 13	66,986.92	1.40504	304.55
415 Water Bond Reserve Fund	361 11 34 05	105,168.08	2.20588	478.14
416 Wastewater Bond Reserve Fund	361 11 35 04	78,028.40	1.63663	354.75
417 Treatment Plant Reserve Fund	361 11 35 03	375,019.30	7.86594	1,704.98
418 Water Short Lived Asset Reserve Fund	361 11 04 18	200,566.82	4.20684	911.86
		4,767,632.74		21,675.53