

City of White Salmon
October 2023
Budget Report

TREASURER'S REPORT

Fund Totals

City Of White Salmon

10/01/2023 To: 10/31/2023

Time: 08:31:15 Date: 12/06/2023
Page: 2

Fund	Previous Balance	Revenue	Expenditures	Ending Balance	Claims Clearing	Payroll Clearing	Outstanding Deposits	Adjusted Ending Balance
001 Current Expense	1,033,896.77	208,523.71	201,085.15	1,041,335.33	11,710.87	3,277.73	-47,181.44	1,009,142.49*
101 Street Fund	-38,703.35	26,481.30	22,960.29	-35,182.34	1,416.94	210.59	-20,868.23	-54,423.04*
108 Municipal Capital Imp Fund	530,985.63	9,069.71		540,055.34	0.00	0.00	0.00	540,055.34
110 Fire Reserve Fund	371,602.80	3,702.89		375,305.69	0.00	0.00	0.00	375,305.69
112 General Fund Reserve	358,243.46	1,646.05		359,889.51	0.00	0.00	0.00	359,889.51
121 Police Vehicle Reserve Fund	86,069.71	375.64		86,445.35	0.00	0.00	0.00	86,445.35
302 Transportation Improvement Fund	6,534.74	6,447.77		12,982.51	0.00	0.00	0.00	12,982.51
303 Hotel/Motel Taxes	198,026.39	8,781.49		206,807.88	0.00	0.00	0.00	206,807.88
307 New Pool Construction Fund	28,915.60	3,022.37		31,937.97	0.00	0.00	0.00	31,937.97
401 Water Fund	459,243.95	284,069.63	152,098.05	591,215.53	47,991.76	373.55	-2,602.62	636,978.22*
402 Wastewater Collection Fund	262,093.40	95,529.82	85,067.92	272,555.30	51,928.20	152.79	-1,510.64	323,125.65*
408 Water Reserve Fund	374,194.28	40,227.80	19,103.20	395,318.88	0.00	0.00	0.00	395,318.88
409 Wastewater Reserve Fund	636,294.18	18,247.49	1,871.48	652,670.19	0.00	0.00	0.00	652,670.19
412 Water Rights Acquisition Fund	453,803.20	15,537.70		469,340.90	-4.05	0.00	-181.89	469,154.96
413 Water Bond Redemption Fund	80,104.81	9,603.75	24,396.00	65,312.56	0.00	0.00	0.00	65,312.56
414 Wastewater Bond Redemption Fund	11,525.27	0.00		11,525.27	0.00	0.00	0.00	11,525.27
415 Water Bond Reserve Fund	121,993.90	1,763.86		123,757.76	0.00	0.00	0.00	123,757.76
416 Wastewater Bond Reserve Fund	78,731.37	361.78		79,093.15	0.00	0.00	0.00	79,093.15
417 Treatment Plant Reserve Fund	381,395.81	1,738.77		383,134.58	0.00	0.00	0.00	383,134.58
418 Water Short Lived Asset Reserve Fund	312,206.43	12,083.65	12,948.08	311,342.00	0.00	0.00	0.00	311,342.00
420 USDA Rural Development - Jewett	231,617.26	0.00	164,760.39	66,856.87	0.00	0.00	0.00	66,856.87
Water Main Improvements	7.81	91.11	91.11	7.81	91.11	0.00	0.00	98.92
601 Remittances								
Totals	5,978,783.42	747,306.29	684,381.67	6,041,708.04	113,134.83	4,014.66	-72,344.82	6,086,512.71

TREASURER'S REPORT

Account Totals

City Of White Salmon

Time: 08:31:15 Date: 12/06/2023
Page: 3

10/01/2023 To: 10/31/2023

Cash Accounts		Beg Balance	Deposits	Withdrawals	Ending	Outstanding Rec	Outstanding Exp	Adj Balance
1	Checking Account	1,156,375.41	655,485.14	614,665.57	1,197,194.98	-72,344.82	117,227.18	1,242,077.34
3	Petty Cash	25.00	0.00	0.00	25.00	0.00	0.00	25.00
4	Cash Drawer 1	150.00	0.00	0.00	150.00	0.00	0.00	150.00
5	Cash Drawer 2	150.00	0.00	0.00	150.00	0.00	0.00	150.00
	Total Cash:	1,156,700.41	655,485.14	614,665.57	1,197,519.98	-72,344.82	117,227.18	1,242,402.34
Investment Accounts		Beg Balance	Deposits	Withdrawals	Ending	Outstanding Rec	Outstanding Exp	Adj Balance
2	State Pool	4,822,083.01	22,105.05	0.00	4,844,188.06	0.00	0.00	4,844,188.06
	Total Investments:	4,822,083.01	22,105.05	0.00	4,844,188.06	0.00	0.00	4,844,188.06
		5,978,783.42	677,590.19	614,665.57	6,041,708.04	-72,344.82	117,227.18	6,086,590.40

TREASURER'S REPORT

Fund Investments By Account

City Of White Salmon

10/01/2023 To: 10/31/2023

Time: 08:31:15 Date: 12/06/2023
Page: 4

Fund Totals:	Previous Balance	Purchases	Interest	Total Investments	Liquidated	Ending Balance
001 000 Current Expense	799,350.62		3,673.11	3,673.11		803,023.73
101 000 Street Fund	133,727.90		614.49	614.49		134,342.39
108 000 Municipal Capital Imp Fund	456,496.65		2,097.65	2,097.65		458,594.30
110 000 Fire Reserve Fund	352,452.16		1,619.56	1,619.56		354,071.72
112 000 General Govt Reserve Fund	358,218.29		1,646.05	1,646.05		359,864.34
121 000 Police Vehicle Reserve Fund	81,748.15		375.64	375.64		82,123.79
303 000 Hotel/Motel Taxes	162,245.43		745.53	745.53		162,990.96
307 000 New Pool Construction Fund	23,001.61		105.70	105.70		23,107.31
401 000 Water Fund	204,942.48		941.73	941.73		205,884.21
402 000 Wastewater Collection Fund	213,052.67		979.00	979.00		214,031.67
408 000 Water Reserve Fund	107,917.39		495.89	495.89		108,413.28
409 000 Wastewater Reserve Fund	607,018.41		2,789.32	2,789.32		609,807.73
412 000 Water Rights Acquisition Fund	363,680.93		1,671.16	1,671.16		365,352.09
413 000 Water Bond Redemption Fund	67,590.04		310.58	310.58		67,900.62
415 000 Water Bond Reserve Fund	119,172.65		547.61	547.61		119,720.26
416 000 Wastewater Bond Reserve Fund	78,730.94		361.78	361.78		79,092.72
417 000 Treatment Plant Reserve Fund	378,395.81		1,738.77	1,738.77		380,134.58
418 000 Water Short Lived Asset Reserve Fund	302,816.35		1,391.48	1,391.48		304,207.83
2 - State Pool	4,810,558.48	0.00	22,105.05	22,105.05		4,832,663.53
	4,810,558.48	0.00	22,105.05	22,105.05		4,832,663.53

TREASURER'S REPORT

Fund Investment Totals

City Of White Salmon

10/01/2023 To: 10/31/2023

Time: 08:31:15 Date: 12/06/2023
Page: 5

Fund Totals:	Previous Balance	Purchases	Interest	Ttl Investments	Liquidated	Investment Bal	Available Cash
001 Current Expense	799,350.62		3,673.11	3,673.11		803,023.73	238,311.60
101 Street Fund	133,727.90		614.49	614.49		134,342.39	-169,524.73
108 Municipal Capital Imp Fund	456,496.65		2,097.65	2,097.65		458,594.30	81,461.04
110 Fire Reserve Fund	352,452.16		1,619.56	1,619.56		354,071.72	21,233.97
112 General Fund Reserve	358,218.29		1,646.05	1,646.05		359,864.34	25.17
121 Police Vehicle Reserve Fund	81,748.15		375.64	375.64		82,123.79	4,321.56
302 Transportation Improvement Fund						0.00	12,982.51
303 Hotel/Motel Taxes	162,245.43		745.53	745.53		162,990.96	43,816.92
307 New Pool Construction Fund	23,001.61		105.70	105.70		23,107.31	8,830.66
401 Water Fund	204,942.48		941.73	941.73		205,884.21	385,331.32
402 Wastewater Collection Fund	213,052.67		979.00	979.00		214,031.67	58,523.63
408 Water Reserve Fund	107,917.39		495.89	495.89		108,413.28	286,905.60
409 Wastewater Reserve Fund	607,018.41		2,789.32	2,789.32		609,807.73	42,862.46
412 Water Rights Acquisition Fund	363,680.93		1,671.16	1,671.16		365,352.09	103,988.81
413 Water Bond Redemption Fund	67,590.04		310.58	310.58		67,900.62	-2,588.06
414 Wastewater Bond Redemption Fund						0.00	11,525.27
415 Water Bond Reserve Fund	119,172.65		547.61	547.61		119,720.26	4,037.50
416 Wastewater Bond Reserve Fund	78,730.94		361.78	361.78		79,092.72	0.43
417 Treatment Plant Reserve Fund	378,395.81		1,738.77	1,738.77		380,134.58	3,000.00
418 Water Short Lived Asset Reserve Fund	302,816.35		1,391.48	1,391.48		304,207.83	7,134.17
420 USDA Rural Development - Jewett Water						0.00	66,856.87
Main Improve						0.00	7.81
601 Remittances						4,832,663.53	1,209,044.51
	4,810,558.48		22,105.05	22,105.05			

Ending fund balance (Page 1) - Investment balance = Available cash.

6,041,708.04

TREASURER'S REPORT

Outstanding Vouchers

10/01/2023 To: 10/31/2023

As Of: 10/31/2023 Date: 12/06/2023
 Time: 08:31:15 Page: 6

City Of White Salmon

Year	Trans#	Date	Type	Acct#	War#	Vendor	Amount	Memo
2023	3754	10/27/2023	Util Pay	1		Xpress Bill Pay	123.15	Xpress Import - EFT - 10-27-2023_daily_batch.csv
2023	3755	10/27/2023	Util Pay	1		Xpress Bill Pay	80.00	Xpress Import - Metavante - 10-27-2023_daily_batch
2023	3757	10/30/2023	Tr Rec	1		Metro Metals Northwest, Inc.	489.10	Sale of Scrap and Junk - October 27, 2023
2023	3758	10/30/2023	Tr Rec	1		White Salmon, City Of	65,393.99	
2023	3759	10/30/2023	Tr Rec	1		Wavedivision Holdings, LLC	61.29	Telephone Utility Tax - September 2023
2023	3760	10/30/2023	Util Pay	1		Batch Customer	187.46	
2023	3761	10/30/2023	Tr Rec	1		Metro PCS California, LLC	4.36	Telephone Utility Tax - September 2023
2023	3762	10/30/2023	Tr Rec	1		T-Mobile West LLC, C/o T-Mobile USA, INC	193.61	Telephone Utility Tax - 3Q 2023
2023	3765	10/30/2023	Tr Rec	1		MCI Communications Services, Inc.	3.90	Telephone Utility Tax - September 2023
2023	3767	10/30/2023	Tr Rec	1		Oregon RSA No. 2, Inc	281.03	Telephone Utility Tax - September 2023
2023	3774	10/30/2023	Util Pay	1		Xpress Bill Pay	95.10	Xpress Import - CC - 10-30-2023_daily_batch.csv
2023	3775	10/30/2023	Util Pay	1		Xpress Bill Pay	114.00	Xpress Import - CheckFree - 10-30-2023_daily_batch
2023	3768	10/31/2023	Util Pay	1		Batch Customer	600.38	
2023	3769	10/31/2023	Tr Rec	1		Columbia Cascade Housing	100.00	
2023	3770	10/31/2023	Tr Rec	1		Spectrum Advanced Services, LLC	261.26	Telephone Utility Tax - September 2023
2023	3771	10/31/2023	Tr Rec	1		Spectrum Pacific West, LLC	1,459.64	Television Cable Utility Tax - September 2023
2023	3772	10/31/2023	Tr Rec	1		AT&T Corp	1.43	Telephone Utility Tax - September 2023
2023	3773	10/31/2023	Tr Rec	1		New Cingular Wireless, PCS, LLS	289.16	Telephone Utility Tax - September 2023
2023	3776	10/31/2023	Util Pay	1		Xpress Bill Pay	1,111.35	Xpress Import - CC - 10-31-2023_daily_batch.csv
2023	3777	10/31/2023	Util Pay	1		Xpress Bill Pay	1,098.45	Xpress Import - EFT - 10-31-2023_daily_batch.csv
2023	3778	10/31/2023	Util Pay	1		Xpress Bill Pay	128.68	Xpress Import - iPay - 10-31-2023_daily_batch.csv
2023	3779	10/31/2023	Util Pay	1		Xpress Bill Pay	267.48	Xpress Import - CheckFree - 10-31-2023_daily_batch
							<u>72,344.82</u>	
								Receipts Outstanding:
2023	3722	10/25/2023	Payroll	1	EFT	Employment Security Department - PFMLA	2,343.68	Pay Cycle(s) 07/01/2023 To 09/30/2023 - PFMLA
2023	3721	10/25/2023	Payroll	1	EFT	Employment Security Department - PFMLA	1,623.49	Pay Cycle(s) 07/01/2023 To 09/30/2023 - WA Long Term Care
2016	1220	03/16/2016	Claims	1	31118	Cecelia Joan Huard C/O Brad Huard	6.20	Refund inactive customer credit balance
2017	8301	11/01/2017	Claims	1	33126	David & Angela Hill	87.43	041725.1 - 393 NECHERRY ST
2018	768	02/07/2018	Claims	1	33497	Renee Wuollet	11.38	020675.0 - 560 NECENTER PL
2018	1201	03/07/2018	Claims	1	33577	Chris Parker	3.17	040127.2 - 705 NECHURCH PLACE # E
2018	3179	06/20/2018	Claims	1	33915	Lourens and Monette Pretorius	16.96	053189.0 - 17 ANNIE LANE
2018	7272	09/05/2018	Payroll	1	34156	Savannah Vargas	49.10	Aug Payroll #2
2018	7524	09/20/2018	Payroll	1	34222	Savannah Vargas	20.68	Sept Payroll #1
2018	8618	12/05/2018	Payroll	1	34449	Angelina Heredia	27.70	Nov Payroll #2
2019	2627	06/05/2019	Claims	1	35066	Christopher Stiffler	168.00	Reimburse - Wildland Firefighter Exam Fee
2019	3568	08/07/2019	Claims	1	35245	Mark Long	179.21	071525.2 - 1196 WJEWETT BLVD 1198 - Refund Credit Balance On Utility Acct #4750

TREASURER'S REPORT

Outstanding Vouchers

10/01/2023 To: 10/31/2023

As Of: 10/31/2023 Date: 12/06/2023
Time: 08:31:15 Page: 7

City Of White Salmon

Year	Trans#	Date	Type	Acct#	War#	Vendor	Amount	Memo
2020	1811	05/06/2020	Claims	1	36098	James B Roberson Trust Lisa Doslu, Trustee	10.38	062750.0 - 625 SWWAUBISH ST- Credit Balance Refund
2021	218	01/20/2021	Claims	1	36799	Thomas Hood	4.71	073225.0 - 1180 SWTHORNTON DR - Utility Account 5592 Credit Balance Refund
2021	228	01/20/2021	Claims	1	36809	Jennifer Schwab	49.19	064200.1 - 366 SWEYRIE RD - Utility Account 5929 Credit Balance Refund
2021	232	01/20/2021	Claims	1	36813	Garret Zallen	0.05	022650.3 - 645 NEGRANDVIEW BLVD - Utility Account 1204 Credit Balance Refund
2021	1733	05/19/2021	Claims	1	37101	Nora B. Kyte	3.34	011450.0 - 552 SEOAK ST - Credit Balance Refund
2021	3458	10/06/2021	Claims	1	37455	Ernie's Locks & Keys LLC	325.00	Park - Locksmithing
2021	4396	12/20/2021	Payroll	1	37678	Christopher Stiffler	27.70	Dec Payroll #2
2023	2372	07/05/2023	Claims	1	40335	Chad Hinman	150.00	Park Use Deposit Refund - Chad Hinman - Event date 06.17.23 - Receipt 99742
2023	2903	08/16/2023	Claims	1	40451	Ryan Hardie Adam	24.71	Reissue of check #38665 - PW Meal Tavel and Training
2023	3321	09/20/2023	Claims	1	40566	Jonathan and Martha Blake	144.81	062250.0 - 396 WJEWETT BLVD-Credit Balance Refund
2023	3325	09/20/2023	Claims	1	40570	David Carrier	5.24	074700.0 - 48 LAKEVIEW RD-Credit Balance Refund
2023	3335	09/20/2023	Claims	1	40580	John Griebing	5.89	030800.0 - 350 NWMICHIGAN AVE-Credit Balance Refund
2023	3341	09/20/2023	Claims	1	40586	Lois Camp Estate	24.28	043075.0 - 760 NWMICHIGAN AVE-Credit Balance Refund
2023	3343	09/20/2023	Claims	1	40588	Ryan Morrissey and Masa Bauer	9.07	060670.0 - 108 NVALTA VISTA DR-Credit Balance Refund
2023	3360	09/20/2023	Claims	1	40605	Peter Wright	18.26	041325.0 - 412 NEWISCONSIN ST-Credit Balance Refund
2023	3669	10/18/2023	Claims	1	40671	Republic Services #487	655.19	Garbage Service - September 2023
2023	3671	10/18/2023	Claims	1	40673	Sound Uniform Solutions	519.76	Police - Uniforms & Safety Gear - Jumpsuit
2023	3673	10/18/2023	Claims	1	40675	Southwest Region WA Department of Transportation	150.00	Water - Postage & Permits - WS DOT ROW Permit #UP-SW-2023-053
2023	3728	10/25/2023	Claims	1	40685	Bingen, City Of	31,848.07	September 2023 ERUs
2023	3729	10/25/2023	Claims	1	40686	Blue Mountain Networks LLC	976.11	City Hall Internet Service - November 2023; City Hall Internet Service - October 2023 Late Fee

TREASURER'S REPORT
Outstanding Vouchers

10/01/2023 To: 10/31/2023

As Of: 10/31/2023 Date: 12/06/2023
 Time: 08:31:15 Page: 8

City Of White Salmon

Year	Trans#	Date	Type	Acct#	War#	Vendor	Amount	Memo	
2023	3730	10/25/2023	Claims	1	40687	CenturyLink	1,397.21	CenturyLink - Shop - 2023 October ; CenturyLink - Breathalyzer - 2023 October ; CenturyLink - Shop Emergency Dialer - 2023 October ; CenturyLink - City Shop Broadband - 2023 October ; CenturyL	
2023	3731	10/25/2023	Claims	1	40688	Klickitat County Prosecutor	2.92	Court Remittance	
2023	3732	10/25/2023	Claims	1	40689	Knapp, O'Dell & Macpherson PLLC	4,325.00	Attorney Services - September 2023	
2023	3733	10/25/2023	Claims	1	40690	US Bank	5,412.69	September 2023 Credit Card Statement	
2023	3734	10/25/2023	Claims	1	40691	Verizon Wireless	1,118.42	Verizon Wireless - October 2023	
2023	3735	10/25/2023	Claims	1	40692	WA State Treas. Cash Mgmt Dept	88.19	Court Remittance	
2023	3736	10/25/2023	Claims	1	40693	White Salmon, City Of	65,393.99	Utility Taxes	
							<u>117,227.18</u>		
Fund							Claims	Payroll	Total
001 Current Expense							11,710.87	3,277.73	14,988.60
101 Street Fund							1,416.94	210.59	1,627.53
107							0.00	77.69	77.69
401 Water Fund							47,991.76	373.55	48,365.31
402 Wastewater Collection Fund							51,928.20	152.79	52,080.99
412 Water Rights Acquisition Fund							-4.05	0.00	-4.05
601 Remittances							91.11	0.00	91.11
							<u>113,134.83</u>	<u>4,092.35</u>	<u>117,227.18</u>

TREASURER'S REPORT
Signature Page

Time: 08:31:15 Date: 12/06/2023
Page: 9

10/01/2023 To: 10/31/2023

City Of White Salmon

We the undersigned officers for the City of White Salmon have reviewed the foregoing report and acknowledge that to the best of our knowledge this report is accurate and true:

Signed:  Signed: _____
Clerk/Treasurer / Date Chairman Budget Committee / Date

City of White Salmon
October 2023 Treasurer's Report Reconciliation

	Revenue	Expenditures
	747,306.29	684,381.67
Treasurer's Receipts	286,911.25	422,603.34 Claims
Utility Receipts	390,678.94	191,946.32 Payroll
Interfund Transfers	69,767.01	69,767.01 Interfund Transfers
Service Charge	0.00	0.00 Service Charge -Wire Fee
Service Charge	0.00	65.00 Service Charge - Safe Deposit Box
Revenue to Expenditure	0.00	0.00 Revenue to Expenditure-NCE Repayment
Service Charge (NSF)	-50.91	0.00 Insufficient Funds
Stop Payment	0.00	0.00 Stop Payment
Expenditure to Revenue	0.00	0.00 Expenditure to Revenue-Refunded Utility Overpayment
	747,306.29	684,381.67
	0.00	0.00

City of White Salmon

2023 October Treasurer's Report Reconciliation to Bank Statements

Treasurer's Report Ending Balance	6,041,708.04
Treasurer's Report Adjusted Ending Balance	6,086,512.71
Columbia State Bank (Cash)	1,242,199.13
US Bank (Time Value - Investment)	0.00
WA State Treasurer (State Pool - Investment)	4,844,188.06
Petty Cash	25.00
Drawer 1	150.00
Drawer 2	150.00
Drawer 3	0.00
Total Cash and Investments	6,086,712.19
Less Outstanding Checks (Treasurer's Report)	-117,227.18
Plus Outstanding Deposits (Page 1 of Treasurer's Report)	72,344.82
Bank Statement Adjusted Ending Balance	6,041,829.83
Difference*	121.79

*Overage from August \$121.79- Utility Payment was taken through Xpress Bill Pay but the wrong account number was used. It was received in August as revenue, but account not found until December to apply payment.

1ST SECURITY BANK

www.fsbwa.com

Branch Office
White Salmon
509-493-2500

STATEMENT OF ACCOUNTS

PAGE 1 OF 17

Statement Period: 10-01-2023 to 10-31-2023

CITY OF WHITE SALMON
PO BOX 2139
WHITE SALMON WA 98672-2139



7-Month CD
Available today thru Nov. 30, 2023
5.01% ^{APY}¹ / **4.26%** ^{APY}¹
relationship rate² / non-relationship rate

19-Month CD
Available today thru Dec. 29, 2023
5.19% ^{APY}¹ / **4.44%** ^{APY}¹
relationship rate² / non-relationship rate

Summary of Deposit Account Activity

	Account #	Beginning Balance	Withdrawals/ Service Charges*	Deposits	Dividends/ Interest	Ending Balance
PF - WA 1st Business CHK	10012469	1,259,990.17	607,023.53	589,232.49	0.00	1,242,199.13

Deposit Account Activity

PF - WA 1st Business CHK - 10012469

0.00% Annual Percentage Yield Earned for this account

Deposits

Date	Amount	Transaction Description
10/02	238.43	External Deposit CITY OF WHITE SA - CREDITS 205340518
10/02	462.31	External Deposit PAYMENTECH - DEPOSIT 5708363
10/02	217.91	Deposit
10/03	639.80	External Deposit CITY OF WHITE SA - CREDITS 205392957
10/03	906.61	External Deposit PAYMENTECH - DEPOSIT 5708363
10/03	1,724.65	External Deposit PAYMENTECH - DEPOSIT 5708363
10/03	4,930.31	External Deposit PAYMENTECH - DEPOSIT 5708363
10/03	986.61	Deposit
10/04	206.89	External Deposit CITY OF WHITE SA - CREDITS 205538883
10/04	325.00	External Deposit WA ST TREASURER - REVDISTRIB 2530
10/04	2,228.61	External Deposit PAYMENTECH - DEPOSIT 5708363
10/04	4,116.39	Deposit
10/04	93.79	Deposit
10/05	2,827.14	External Deposit CITY OF WHITE SA - CREDITS 205598159
10/05	2,856.59	External Deposit PAYMENTECH - DEPOSIT 5708363
10/05	8,153.00	External Deposit WA ST PATROL 2250230928H274700000 - VENDOR PAY 402619!
10/05	4,097.17	Deposit
10/06	150.00	External Deposit WA ST TREASURER - REVDISTRIB 2530
10/06	1,498.80	External Deposit PAYMENTECH - DEPOSIT 5708363
10/06	1,614.91	External Deposit CITY OF WHITE SA - CREDITS 205647331
10/06	15,173.35	Deposit
10/10	2,130.61	External Deposit CITY OF WHITE SA - CREDITS 205715281

¹ APY (Annual Percentage Yield) is effective 10/10/23. Minimum opening deposit for the 7-month and 19-month CD requires \$25,000.00 in new money and can be combined with other funds on deposit at the Bank. New money is defined as funds from another institution (not 1st Security Bank). Maximum CD opening deposit amount is \$240,000.00. Fees may reduce earnings on your account. Early withdrawal penalty may apply.

² Relationship is defined as opening and using a consumer or business checking account with 1st Security Bank.

Deposit Account Activity (continued)

Date	Amount	Transaction Description
10/10	3,104.07	External Deposit PAYMENTECH - DEPOSIT 5708363
10/10	383.47	External Deposit PAYMENTECH - DEPOSIT 5708363
10/10	878.37	External Deposit PAYMENTECH - DEPOSIT 5708363
10/10	1,251.13	External Deposit PAYMENTECH - DEPOSIT 5708363
10/10	55,223.45	Deposit
10/10	2,537.35	Deposit
10/11	175.00	External Deposit WA ST TREASURER - REVDISTRIB 2530
10/11	1,286.71	External Deposit PAYMENTECH - DEPOSIT 5708363
10/11	3,617.53	External Deposit CITY OF WHITE SA - CREDITS 205762485
10/11	30,076.94	Deposit
10/12	2,258.30	External Deposit PAYMENTECH - DEPOSIT 5708363
10/12	7,587.99	External Deposit CITY OF WHITE SA - CREDITS 205943377
10/12	1,091.11	Deposit
10/13	387.50	External Deposit WA ST TREASURER - REVDISTRIB 2530
10/13	1,704.95	External Deposit PAYMENTECH - DEPOSIT 5708363
10/13	4,014.40	External Deposit CITY OF WHITE SA - CREDITS 205974034
10/13	5,701.03	Deposit
10/16	996.28	External Deposit PAYMENTECH - DEPOSIT 5708363
10/16	2,262.47	External Deposit CITY OF WHITE SA - CREDITS 206029391
10/16	2,469.01	Deposit
10/17	323.72	External Deposit PAYMENTECH - DEPOSIT 5708363
10/17	2,869.00	External Deposit PAYMENTECH - DEPOSIT 5708363
10/17	5,618.45	External Deposit CITY OF WHITE SA - CREDITS 206090032
10/17	16,201.50	External Deposit PAYMENTECH - DEPOSIT 5708363
10/17	12,283.68	Deposit
10/18	345.83	External Deposit WA ST TREASURER - REVDISTRIB 2530
10/18	1,823.79	External Deposit PAYMENTECH - DEPOSIT 5708363
10/18	2,757.97	External Deposit CITY OF WHITE SA - CREDITS 206265219
10/18	879.16	Deposit
10/19	6,982.05	External Deposit PAYMENTECH - DEPOSIT 5708363
10/19	12,930.57	External Deposit CITY OF WHITE SA - CREDITS 206321615
10/19	4,823.59	Deposit
10/20	75.00	External Deposit WA ST TREASURER - REVDISTRIB 2530
10/20	3,094.84	External Deposit CITY OF WHITE SA - CREDITS 206378104
10/20	7,886.56	External Deposit PAYMENTECH - DEPOSIT 5708363
10/20	12,518.76	External Deposit KLINKITAT COUNTY ACH - KC REMIT KCT*5097734664*
10/20	67,497.67	External Deposit CITY WS DB 5200 - UTILPYM
10/20	5,562.75	Deposit
10/23	8,800.88	External Deposit CITY OF WHITE SA - CREDITS 206431954
10/23	11,198.77	External Deposit PAYMENTECH - DEPOSIT 5708363
10/23	4,074.79	Deposit
10/24	123.15	External Deposit PAYMENTECH - DEPOSIT 5708363
10/24	370.20	External Deposit PAYMENTECH - DEPOSIT 5708363
10/24	6,045.81	External Deposit CITY OF WHITE SA - CREDITS 206560715
10/24	31,007.50	External Deposit PAYMENTECH - DEPOSIT 5708363
10/24	8,990.21	Deposit
10/25	316.67	External Deposit WA ST TREASURER - REVDISTRIB 2530
10/25	641.03	External Deposit PAYMENTECH - DEPOSIT 5708363
10/25	7,904.17	External Deposit CITY OF WHITE SA - CREDITS 206681414
10/25	732.19	Deposit

Deposit Account Activity (continued)

Date	Amount	Transaction Description
10/26	1,170.44	External Deposit PAYMENTECH - DEPOSIT 5708363
10/26	26,308.19	External Deposit CITY OF WHITE SA - CREDITS 206742523
10/26	787.40	Deposit
10/27	225.00	External Deposit WA ST TREASURER - REVDISTRIB 2530
10/27	448.10	External Deposit CITY OF WHITE SA - CREDITS 206859691
10/27	519.80	External Deposit PAYMENTECH - DEPOSIT 5708363
10/27	113.29	Deposit
10/30	10,283.00	External Deposit PAYMENTECH - DEPOSIT 5708363
10/30	38,110.74	Deposit
10/31	145.68	External Deposit PAYMENTECH - DEPOSIT 5708363
10/31	265.01	External Deposit CITY OF WHITE SA - CREDITS 206972907
10/31	367.35	External Deposit PAYMENTECH - DEPOSIT 5708363
10/31	83,222.29	External Deposit WA ST TREASURER - REVDISTRIB 2530

Withdrawals

Date	Amount	Transaction Description
10/02	65.00	Withdrawal Transfer to 5152414950
10/02	115.50	Check 40519
10/02	1,744.22	Check 40567
10/02	18,002.04	Check 40573
10/02	724.67	Check 40575
10/02	4,982.50	Check 40576
10/02	1,570.72	Check 40578
10/02	210.00	Check 40584
10/02	150.00	Check 40587
10/02	385.00	Check 40594
10/02	702.10	Check 40596
10/02	69.12	Check 40611
10/03	38,006.94	External Withdrawal Vimly Benefit So - AWC ST-I2R711V2G3M7
10/03	2,018.59	External Withdrawal PAYMENTECH - FEE 5708363
10/03	7,525.00	Check 40532
10/03	7.85	Check 40595
10/03	773.65	Check 40606
10/04	263.00	External Withdrawal OR REVENUE DEPT - TAXPAYMENT 1122142848
10/04	170.77	External Withdrawal LIFESECURE INSU LISTBILL - INSURANCE
10/04	91.26	Check 40562
10/04	5,806.92	Check 40568
10/04	16,254.85	Check 40590
10/04	254.80	Check 40591
10/04	115.88	Check 40600
10/04	1,117.66	Check 40601
10/05	15,894.20	External Withdrawal IRS - USATAXPYMT 270367840143831
10/05	6,710.27	External Withdrawal WA DEPT RET SYS - DRS EPAY 4419771
10/05	2,502.97	External Withdrawal WA DEPT RET SYS - DRS EPAY 4419770
10/05	373.35	External Withdrawal Standard Ins - premium STASIC000266072
10/05	44,495.08	External Withdrawal CITY WS DB - PAYROLL
10/05	1,458.13	Check 40559
10/05	2,535.65	Check 40565
10/05	2,200.00	Check 40581

Deposit Account Activity (continued)

Withdrawals (continued)

Date	Amount	Transaction Description
10/05	150.00	Check 40582
10/05	455.00	Check 40589
10/05	150.00	Check 40593
10/05	66.03	Check 40598
10/05	31,321.07	Check 40608
10/06	811.79	External Withdrawal Xpress Bill Pay September Billing - Billing 10295
10/06	9,597.31	Over Counter Check 40642
10/06	4,267.80	Check 40610
10/06	141,107.63	Check 40631
10/10	7,920.00	External Withdrawal USDA RD DCFO ACH TRANSACTION - PAYMENT
10/10	1,221.60	External Withdrawal LIFESECURE INSU - INSURANCE
10/10	410.79	External Withdrawal LIFESECURE INSU - INSURANCE
10/10	74.80	External Withdrawal AFLAC - INSURANCE EXM7208675
10/10	979.70	Check - Item Processing 40633
10/10	1,385.95	Check 40571
10/10	655.19	Check 40597
10/10	51.80	Check 40599
10/10	1.37	Check 40609
10/10	355.02	Check 40641
10/11	91.77	Over Counter Check 40615
10/11	55.30	Check 40604
10/11	675.75	Check 40616
10/11	150.00	Check 40617
10/11	116.36	Check 40619
10/11	236.85	Check 40627
10/11	150.00	Check 40628
10/12	83.79	Check 40579
10/12	424.99	Check 40622
10/12	150.00	Check 40626
10/12	10.45	Check 40636
10/13	151.05	Check 40415
10/13	151.05	Check 40503
10/13	105.22	Check 40585
10/13	277.95	Check 40620
10/16	164.90	Over Counter Check 40639
10/16	21.77	Check 40561
10/16	63.35	Check 40564
10/16	151.05	Check 40614
10/16	929.28	Check 40618
10/16	376.38	Check 40632
10/16	208.99	Check 40635
10/16	80.00	Check 40638
10/17	151.05	Check 40613
10/18	164.90	Check 40629
10/18	529.00	Check 40630
10/19	45.47	Check 40560
10/19	1,683.74	Check 40634
10/20	15,700.12	External Withdrawal IRS - USATAXPYMT 270369304413946

Deposit Account Activity (continued)

Withdrawals (continued)

Date	Amount	Transaction Description
10/20	9,326.98	External Withdrawal WA DEPT RET SYS - DRS EPAY 4423820
10/20	263.00	External Withdrawal OR REVENUE DEPT - TAXPAYMENT 1900030592
10/20	42,703.37	External Withdrawal CITY WS DB - PAYROLL
10/20	1,230.00	Check 40624
10/23	16,476.00	External Withdrawal USDA RD DCFO ACH TRANSACTION - PAYMENT
10/23	120.00	External Withdrawal Starlink Service - Starlink S
10/23	4,214.38	Check - Item Processing 40667
10/24	50.91	Descriptive Withdrawal 10/24 ACH File UtilPym Rtn Wall Mike & Heather - Acct Closed
10/24	57,575.52	Check 40644
10/24	3,023.75	Check 40646
10/24	1,184.00	Check 40650
10/24	135.58	Check 40652
10/24	961.28	Check 40655
10/24	289.64	Check 40661
10/24	7,032.26	Check 40670
10/24	27.14	Check 40676
10/25	775.30	External Withdrawal STATE OF WA-ESD NOT USED - ESD ACH 6 ESD WA UI-TAX
10/25	1,400.00	Check 40545
10/25	568.70	Check 40607
10/25	525.79	Check 40625
10/25	1,400.00	Check 40637
10/25	291.77	Check 40645
10/25	178.00	Check 40647
10/25	1,751.06	Check 40649
10/25	4,887.60	Check 40651
10/25	247.42	Check 40654
10/25	1,460.00	Check 40656
10/25	6,475.00	Check 40657
10/25	150.00	Check 40659
10/25	246.60	Check 40662
10/25	149.07	Check 40663
10/25	702.10	Check 40668
10/25	142.00	Check 40669
10/25	242.74	Check 40672
10/25	5,062.56	Check 40677
10/25	1,651.20	Check 40679
10/26	7,977.69	External Withdrawal LABOR&INDUSTRIES - L&I ELF 486000-02Y464
10/26	39.30	External Withdrawal OR REVENUE DEPT - TAXPAYMENT 1540385408
10/26	4,050.00	Check 40640
10/26	675.00	Check 40648
10/26	1,561.76	Check 40653
10/26	140.00	Check 40658
10/26	400.00	Check 40660
10/26	272.56	Check 40666
10/26	80.71	Check 40674
10/26	773.65	Check 40678
10/27	14,564.71	External Withdrawal WA DEPT REVENUE - TAX PYMT 12008798
10/27	35.31	Check 40665

Deposit Account Activity (continued)

Withdrawals (continued)

Date	Amount	Transaction Description
10/30	265.25	Check 40574
10/30	407.50	Check 40621
10/30	845.00	Check 40623
10/30	324.93	Check 40643
10/31	308.37	Check 40664

Checks Paid

Check #	Date	Amount	Check #	Date	Amount	Check #	Date	Amount
40415	10/13	151.05	40601	10/04	1,117.66	40641	10/10	355.02
40503 *	10/13	151.05	40604 *	10/11	55.30	40642	10/06	9,597.31
40519 *	10/02	115.50	40606 *	10/03	773.65	40643	10/30	324.93
40532 *	10/03	7,525.00	40607	10/25	568.70	40644	10/24	57,575.52
40545 *	10/25	1,400.00	40608	10/05	31,321.07	40645	10/25	291.77
40559 *	10/05	1,458.13	40609	10/10	1.37	40646	10/24	3,023.75
40560	10/19	45.47	40610	10/06	4,267.80	40647	10/25	178.00
40561	10/16	21.77	40611	10/02	69.12	40648	10/26	675.00
40562	10/04	91.26	40613 *	10/17	151.05	40649	10/25	1,751.06
40564 *	10/16	63.35	40614	10/16	151.05	40650	10/24	1,184.00
40565	10/05	2,535.65	40615	10/11	91.77	40651	10/25	4,887.60
40567 *	10/02	1,744.22	40616	10/11	675.75	40652	10/24	135.58
40568	10/04	5,806.92	40617	10/11	150.00	40653	10/26	1,561.76
40571 *	10/10	1,385.95	40618	10/16	929.28	40654	10/25	247.42
40573 *	10/02	18,002.04	40619	10/11	116.36	40655	10/24	961.28
40574	10/30	265.25	40620	10/13	277.95	40656	10/25	1,460.00
40575	10/02	724.67	40621	10/30	407.50	40657	10/25	6,475.00
40576	10/02	4,982.50	40622	10/12	424.99	40658	10/26	140.00
40578 *	10/02	1,570.72	40623	10/30	845.00	40659	10/25	150.00
40579	10/12	83.79	40624	10/20	1,230.00	40660	10/26	400.00
40581 *	10/05	2,200.00	40625	10/25	525.79	40661	10/24	289.64
40582	10/05	150.00	40626	10/12	150.00	40662	10/25	246.60
40584 *	10/02	210.00	40627	10/11	236.85	40663	10/25	149.07
40585	10/13	105.22	40628	10/11	150.00	40664	10/31	308.37
40587 *	10/02	150.00	40629	10/18	164.90	40665	10/27	35.31
40589 *	10/05	455.00	40630	10/18	529.00	40666	10/26	272.56
40590	10/04	16,254.85	40631	10/06	141,107.63	40667	10/23	4,214.38
40591	10/04	254.80	40632	10/16	376.38	40668	10/25	702.10
40593 *	10/05	150.00	40633	10/10	979.70	40669	10/25	142.00
40594	10/02	385.00	40634	10/19	1,683.74	40670	10/24	7,032.26
40595	10/03	7.85	40635	10/16	208.99	40672 *	10/25	242.74
40596	10/02	702.10	40636	10/12	10.45	40674 *	10/26	80.71
40597	10/10	655.19	40637	10/25	1,400.00	40676 *	10/24	27.14
40598	10/05	66.03	40638	10/16	80.00	40677	10/25	5,062.56
40599	10/10	51.80	40639	10/16	164.90	40678	10/26	773.65
40600	10/04	115.88	40640	10/26	4,050.00	40679	10/25	1,651.20

(* indicates a break in check sequence)

Deposit Account Activity (continued)

	Statement Period Total	Year-to-Date Total
Total Overdraft Fees (Paid)	0.00	0.00
Total Returned Item Fees (Returned)	0.00	0.00

Local Government Investment Pool
Statement of Account for No: 02530
Primary Account
October 2023

CITY OF WHITE SALMON
PO BOX 2139
WHITE SALMON, WA 98672-8672

Date	Description	Comment	Deposits	Withdrawals	Balance
10/01/2023	Beginning Balance				4,822,083.01
10/31/2023	Month End Balance				4,822,083.01
	October Earnings	Daily Factor Earnings	22,105.05		
	Net Ending Balance				4,844,188.06

Account Summary

Beginning Balance:	4,822,083.01	Gross Earnings:	22,131.30
Deposits:	0.00	Administrative Fee:	26.25
Withdrawals:	0.00	Net Earnings:	22,105.05
Month End Balance:	4,822,083.01		
Administrative Fee Rate:	0.0064 %	Net Ending Balance:	4,844,188.06
Gross Earnings Rate:	5.4039 %		
Net Earnings Rate:	5.3974 %	Average Daily Balance:	4,822,083.01

WASHINGTON STATE LOCAL GOVERNMENT INVESTMENT POOL

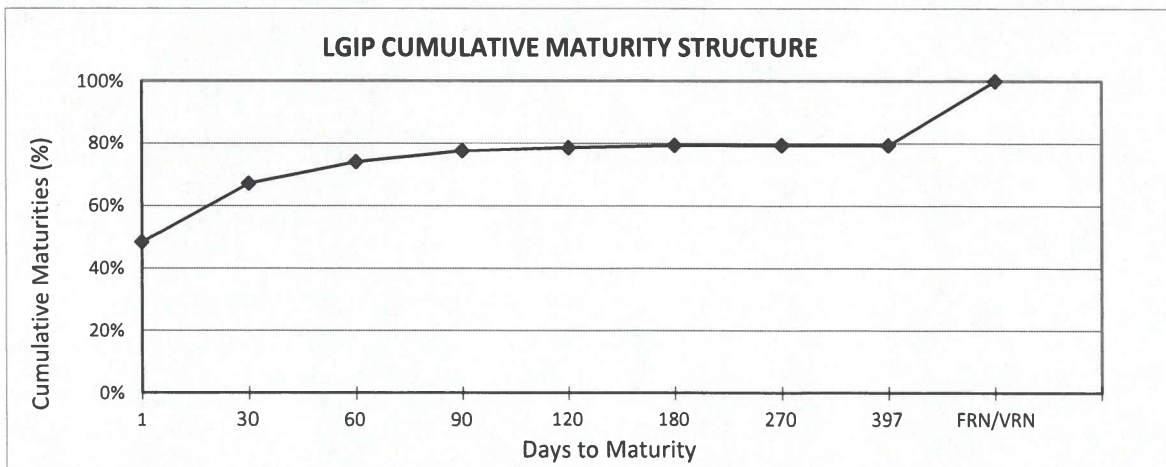
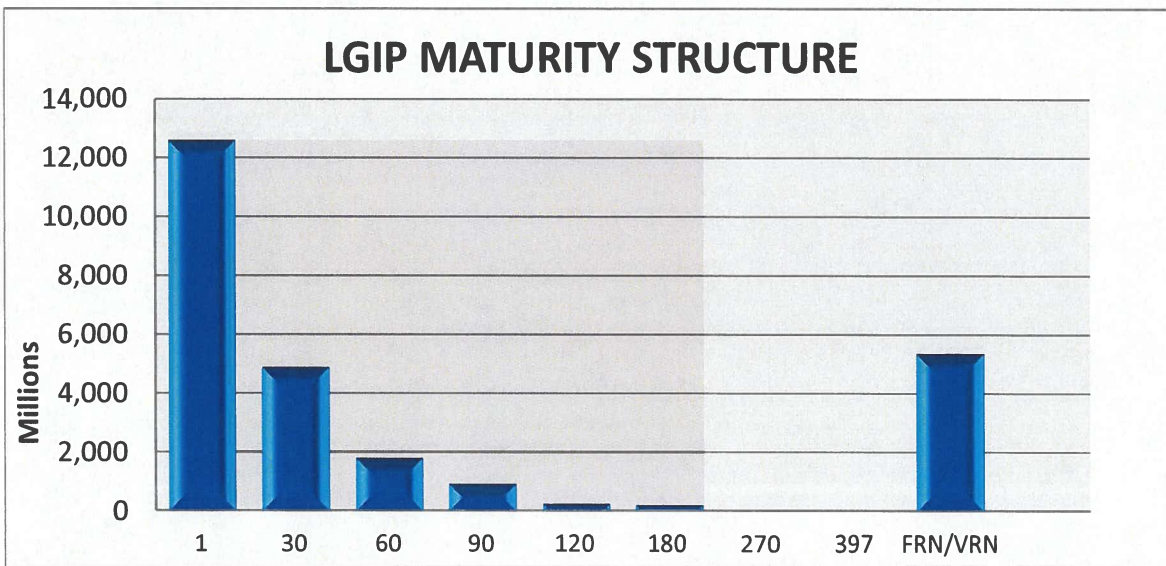
October 3, 2023

<u>DAYS TO MATURITY</u>	<u>\$ MATURING (PAR VALUE)*</u>	<u>% MATURING</u>	<u>CUMULATIVE % MATURING</u>
1	12,603.18	48.4%	48.4%
2-30	4,885.83	18.8%	67.2%
31-60	1,810.00	7.0%	74.1%
61-90	920.25	3.5%	77.6%
91-120	250.00	1.0%	78.6%
121-180	210.00	0.8%	79.4%
181-270	5.00	0.0%	79.4%
271-397	0.00	0.0%	79.4%
FRN/VRN	5,358.22	20.6%	100.0%

PORTFOLIO TOTAL:

26,042.48

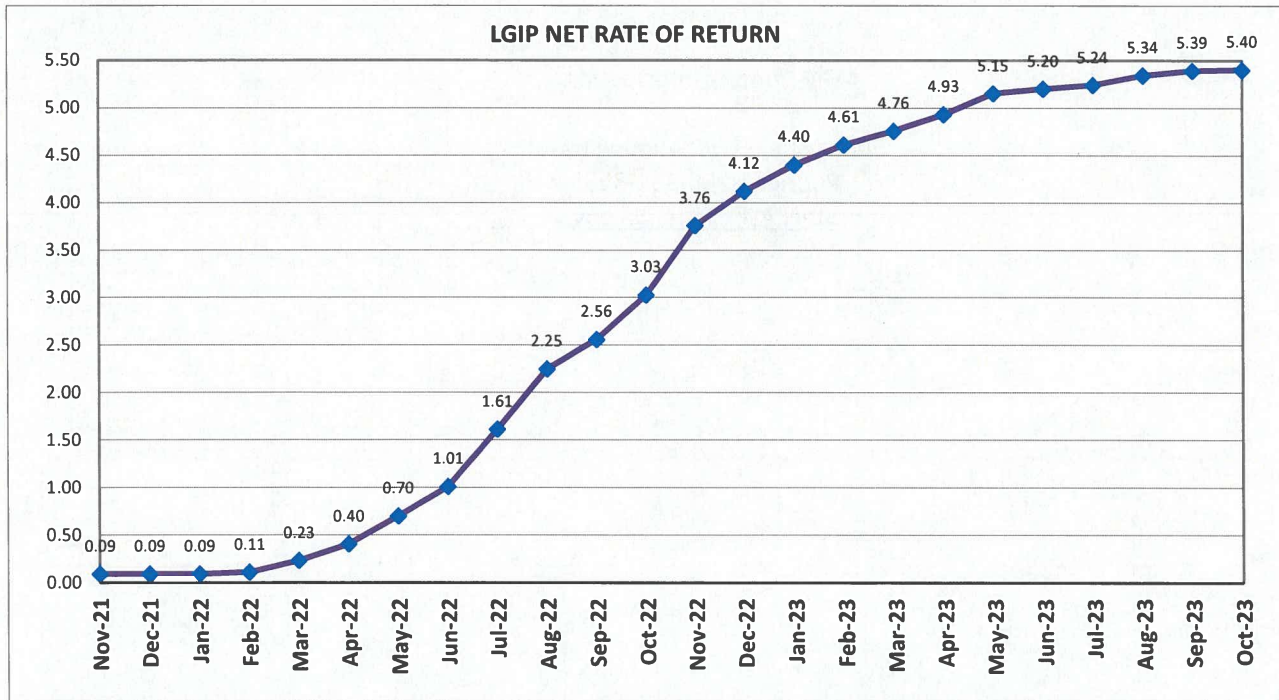
* Amounts in millions of dollars



**WASHINGTON STATE
LOCAL GOVERNMENT INVESTMENT POOL
October 3, 2023**

Investment Type	Average Balance	Oct-23	Average Balance	2023
	<u>Oct-23</u>	<u>Percentage</u>	<u>CY 2023</u>	<u>Percentage</u>
Agency Bullets	0.00	0.00%	0.00	0.00%
Agency Discount Notes	620,437,419.80	2.76%	1,477,618,637.85	6.82%
Agency Floating Rate Notes	4,326,876,963.86	19.24%	4,385,667,075.31	20.25%
Agency Variable Rate Notes	0.00	0.00%	0.00	0.00%
Certificates of Deposit	249,927,419.35	1.11%	154,975,740.13	0.72%
IB Bank Deposit	3,941,900,150.10	17.53%	3,727,037,720.66	17.21%
Repurchase Agreements	6,419,193,548.38	28.55%	4,278,325,657.83	19.76%
SOFR Floating Rate Notes	0.00	0.00%	0.00	0.00%
Supras - Bullets	0.00	0.00%	0.00	0.00%
Supras - Discount Notes	146,089,135.30	0.65%	449,743,118.78	2.08%
Supras- Floating Rate Notes	0.00	0.00%	0.00	0.00%
Supras - Variables	0.00	0.00%	0.00	0.00%
Term Repurchase Agreements	683,870,967.74	3.04%	275,000,000.00	1.27%
U.S. Treasury Securities	4,950,153,266.39	22.01%	6,006,766,487.29	27.74%
US Treasury Floating Rate Notes	1,147,613,613.92	5.10%	900,810,835.18	4.16%
Total Avg Daily Balance	22,486,062,484.83	100.00%	21,655,945,273.02	100.00%

Avg Days to Maturity 12 days



* Rates are calculated on a 365-day basis

BANK RECONCILIATION

City Of White Salmon

Time: 08:29:51 Date: 12/06/2023

10/01/2023 To: 10/31/2023

Page: 1

1 Checking Account

Date	Balance Forward	1,259,990.17
09/26/2023		238.43
09/27/2023		639.80
09/28/2023		669.20
09/29/2023		2,776.92
09/30/2023		1,767.82
10/01/2023		6,061.88
10/02/2023		4,830.13
10/03/2023		9,197.38
10/04/2023		9,413.05
10/05/2023		34,388.76
10/06/2023		72,631.02
10/07/2023		878.37
10/08/2023		383.47
10/09/2023		3,253.84
10/10/2023		34,597.71
10/11/2023		8,532.01
10/12/2023		9,455.28
10/13/2023		9,902.28
10/14/2023		323.72
10/15/2023		24,955.30
10/16/2023		17,202.31
10/17/2023		16,549.99
10/18/2023		19,101.79
10/19/2023		24,665.69
10/20/2023		128,680.37
10/21/2023		652.98
10/22/2023		123.15
10/23/2023		10,145.06
10/24/2023		1,836.91
10/25/2023		1,962.03
10/26/2023		40.14
10/27/2023		38,703.09
10/29/2023		145.68
10/31/2023		94,526.93
	Total Credits:	589,232.49

Year	Trans#	Date	Type	Chk#	Vendor	
2023	2698	08/04/2023	Payroll	40415	Patricia F Fink	151.05
2023	3091	09/05/2023	Payroll	40503	Patricia F Fink	151.05
2023	3162	09/06/2023	Claims	40519	Columbia Gorge News, LLC	115.50
2023	3175	09/06/2023	Claims	40532	Knapp, O'Dell & Macpherson PLLC	7,525.00
2023	3188	09/06/2023	Claims	40545	Reynier, Ron Atty At Law	1,400.00
2023	3314	09/20/2023	Claims	40559	ARC Architects, Inc.	1,458.13
2023	3315	09/20/2023	Claims	40560	Donald and Marianne Aaker	45.47
2023	3316	09/20/2023	Claims	40561	Heather Abernathy-Graham	21.77
2023	3317	09/20/2023	Claims	40562	Ace Hardware	91.26
2023	3319	09/20/2023	Claims	40564	Michael Aquillino	63.35
2023	3320	09/20/2023	Claims	40565	Bingen, City Of	2,535.65
2023	3322	09/20/2023	Claims	40567	Brenntag Pacific, Inc	1,744.22
2023	3323	09/20/2023	Claims	40568	Brightly Software, Inc	5,806.92
2023	3326	09/20/2023	Claims	40571	CenturyLink	1,385.95
2023	3328	09/20/2023	Claims	40573	Columbia Electric Supply	18,002.04
2023	3329	09/20/2023	Claims	40574	Columbia Gorge News, LLC	265.25
2023	3330	09/20/2023	Claims	40575	Consolidated Sup Co Inc	724.67
2023	3331	09/20/2023	Claims	40576	DCG Watershed	4,982.50
2023	3333	09/20/2023	Claims	40578	Databar	1,570.72

BANK RECONCILIATION

City Of White Salmon

Time: 08:29:51 Date: 12/06/2023

10/01/2023 To: 10/31/2023

Page: 2

Year	Trans#	Date	Type	Chk#	Vendor	
2023	3334	09/20/2023	Claims	40579	Matthew & Tasha Dierck	83.79
2023	3336	09/20/2023	Claims	40581	Icesoft Technologies Inc	2,200.00
2023	3337	09/20/2023	Claims	40582	JLA Public Involvement	150.00
2023	3339	09/20/2023	Claims	40584	Klickitat County Health Dept	210.00
2023	3340	09/20/2023	Claims	40585	Frank Lippy	105.22
2023	3342	09/20/2023	Claims	40587	Paul Mahon	150.00
2023	3344	09/20/2023	Claims	40589	Mosier WiNet	455.00
2023	3345	09/20/2023	Claims	40590	Nelson Nygaard Consulting Assoc., Inc.	16,254.85
2023	3346	09/20/2023	Claims	40591	Office Depot	254.80
2023	3348	09/20/2023	Claims	40593	Miranda Pace	150.00
2023	3349	09/20/2023	Claims	40594	Petek & Associates	385.00
2023	3350	09/20/2023	Claims	40595	Rick & Michelle Petersen	7.85
2023	3351	09/20/2023	Claims	40596	Peterson CAT Machinery	702.10
2023	3352	09/20/2023	Claims	40597	Republic Services #487	655.19
2023	3353	09/20/2023	Claims	40598	Gwen Thompson	66.03
2023	3354	09/20/2023	Claims	40599	Luis E Tovar	51.80
2023	3355	09/20/2023	Claims	40600	D. Lynn Van Deventer	115.88
2023	3356	09/20/2023	Claims	40601	Verizon Wireless	1,117.66
2023	3359	09/20/2023	Claims	40604	Jon Wingard	55.30
2023	3361	09/20/2023	Claims	40606	Xerox Financial Services, LLC	773.65
2023	3362	09/20/2023	Claims	40607	Zaya LLC	568.70
2023	3408	09/25/2023	Claims	40608	Bingen, City Of	31,321.07
2023	3409	09/25/2023	Claims	40609	Klickitat County Prosecutor	1.37
2023	3410	09/25/2023	Claims	40610	US Bank	4,267.80
2023	3411	09/25/2023	Claims	40611	WA State Treas. Cash Mgmt Dept	69.12
2023	4151	10/02/2023	Ser Chge		1st Security Bank of Washington	65.00
2023	4155	10/03/2023	Claims		Chase Paymentech	2,018.59
2023	3505	10/04/2023	Claims	40617	Shelley Baxter	150.00
2023	3506	10/04/2023	Claims	40618	Blue Mountain Networks LLC	929.28
2023	3507	10/04/2023	Claims	40619	C.M. & W.O. Sheppard Inc	116.36
2023	3508	10/04/2023	Claims	40620	Charter Communications	277.95
2023	3509	10/04/2023	Claims	40621	Columbia Gorge News, LLC	407.50
2023	3510	10/04/2023	Claims	40622	Communications Northwest	424.99
2023	3511	10/04/2023	Claims	40623	Corrpro Companies Inc	845.00
2023	3512	10/04/2023	Claims	40624	DCG Watershed	1,230.00
2023	3513	10/04/2023	Claims	40625	Extreme Products	525.79
2023	3514	10/04/2023	Claims	40626	Gorge Grown Food Network	150.00
2023	3515	10/04/2023	Claims	40627	H.D. Fowler Company	236.85
2023	3516	10/04/2023	Claims	40628	Marla Keethler	150.00
2023	3517	10/04/2023	Claims	40629	Ned Kindler	164.90
2023	3518	10/04/2023	Claims	40630	Masonic Lodge # 163	529.00
2023	3519	10/04/2023	Claims	40631	North Cascade Excavating, LLC	141,107.63
2023	3520	10/04/2023	Claims	40632	Office Depot	376.38
2023	3521	10/04/2023	Claims	40633	PUD No 1 Of Klickitat County	979.70
2023	3522	10/04/2023	Claims	40634	Pacer Propane LLC	1,683.74
2023	3523	10/04/2023	Claims	40635	Pitney Bowes Purchase Power	208.99
2023	3524	10/04/2023	Claims	40636	Platt Electrical, dba of Rexel USA, INC	10.45
2023	3525	10/04/2023	Claims	40637	Reynier, Ron Atty At Law	1,400.00
2023	3526	10/04/2023	Claims	40638	Same Day Stage	80.00
2023	3527	10/04/2023	Claims	40639	Larry Spencer	164.90
2023	3528	10/04/2023	Claims	40640	Structura Naturals Inc	4,050.00
2023	3529	10/04/2023	Claims	40641	Walter E. Nelson Co.	355.02
2023	3530	10/04/2023	Claims	40642	White Salmon, City Of	9,597.31
2023	3456	10/05/2023	Payroll		Ryan Hardie Adam	2,154.26
2023	3457	10/05/2023	Payroll		Ethan Adkins	1,504.44
2023	3458	10/05/2023	Payroll		Erika Castro-Guzman	2,045.46
2023	3459	10/05/2023	Payroll		Garique W Clifford	4,096.49
2023	3460	10/05/2023	Payroll		Jeffrey Cooper	2,347.31
2023	3461	10/05/2023	Payroll		Andrew Dirks	2,284.29

BANK RECONCILIATION

City Of White Salmon

Time: 08:29:51 Date: 12/06/2023

10/01/2023 To: 10/31/2023

Page: 3

Year	Trans#	Date	Type	Chk#	Vendor	
2023	3462	10/05/2023	Payroll	40613	Patricia F Fink	151.05
2023	3463	10/05/2023	Payroll		Lisa L George	2,109.56
2023	3464	10/05/2023	Payroll	40614	Benjamin C Giant	151.05
2023	3465	10/05/2023	Payroll		Suzanne F Gilmer	91.77
2023	3466	10/05/2023	Payroll		Jason L Hartmann	151.05
2023	3467	10/05/2023	Payroll		Michael L Hepner	3,261.38
2023	3468	10/05/2023	Payroll		William F Hunsaker	2,906.73
2023	3469	10/05/2023	Payroll		Cynthia D Jewell	1,735.78
2023	3470	10/05/2023	Payroll		Marla A Keethler	1,704.07
2023	3471	10/05/2023	Payroll		Jason Kinley	1,723.35
2023	3472	10/05/2023	Payroll		Ross E Lambert	2,871.31
2023	3473	10/05/2023	Payroll		David S Lindley	151.05
2023	3474	10/05/2023	Payroll		Stephanie M Porter	2,642.51
2023	3475	10/05/2023	Payroll		Frank Randall	2,904.73
2023	3476	10/05/2023	Payroll		James A Ransier	151.05
2023	3477	10/05/2023	Payroll		Troy A Rayburn	3,462.14
2023	3478	10/05/2023	Payroll		Troy Rosenberg	1,780.51
2023	3479	10/05/2023	Payroll		William M Sauter	2,415.84
2023	3480	10/05/2023	Payroll	40615	Jess W Wardwell	91.77
2023	3481	10/05/2023	Payroll		AFLAC	74.80
2023	3482	10/05/2023	Payroll		Association Of WA Cities	38,006.94
2023	3483	10/05/2023	Payroll		Internal Revenue Service	15,894.20
2023	3484	10/05/2023	Payroll		LifeSecure Insurance Company	170.77
2023	3485	10/05/2023	Payroll		Oregon Department of Revenue	263.00
2023	3486	10/05/2023	Payroll		Standard Insurance	373.35
2023	3487	10/05/2023	Payroll		WA State Dept Retirement Systems	125.00
2023	3488	10/05/2023	Payroll		WA State Dept Retirement Systems	9,088.24
2023	3489	10/05/2023	Payroll	40616	WSCCCE	675.75
2023	3617	10/05/2023	Payroll		LifeSecure Insurance Company	1,221.60
2023	3618	10/05/2023	Payroll		LifeSecure Insurance Company	410.79
2023	4142	10/05/2023	Claims		Xpress Bill Pay	811.79
2023	4138	10/10/2023	Claims		USDA Rural Development	7,920.00
2023	3709	10/16/2023	Claims		Starlink	120.00
2023	3641	10/18/2023	Claims	40643	Ace Hardware	324.93
2023	3642	10/18/2023	Claims	40644	Anderson Perry & Associates, Inc.	57,575.52
2023	3643	10/18/2023	Claims	40645	Aramark Uniform Services	291.77
2023	3644	10/18/2023	Claims	40646	Aspect Consulting	3,023.75
2023	3645	10/18/2023	Claims	40647	BSK Associates	178.00
2023	3646	10/18/2023	Claims	40648	Yelitza Boots	675.00
2023	3647	10/18/2023	Claims	40649	Brenntag Pacific, Inc	1,751.06
2023	3648	10/18/2023	Claims	40650	Columbia Gorge Training Assn	1,184.00
2023	3649	10/18/2023	Claims	40651	DCG Watershed	4,887.60
2023	3650	10/18/2023	Claims	40652	DataPro Solutions, Inc	135.58
2023	3651	10/18/2023	Claims	40653	Databar	1,561.76
2023	3652	10/18/2023	Claims	40654	Galls, LLC	247.42
2023	3653	10/18/2023	Claims	40655	Hunsaker Oil	961.28
2023	3654	10/18/2023	Claims	40656	Jaques Sharp	1,460.00
2023	3655	10/18/2023	Claims	40657	K & L Industries	6,475.00
2023	3656	10/18/2023	Claims	40658	Klickitat County Health Dept	140.00
2023	3657	10/18/2023	Claims	40659	Michelle Mayfield	150.00
2023	3658	10/18/2023	Claims	40660	Mosier WiNet	400.00
2023	3659	10/18/2023	Claims	40661	NAPA Auto Parts dba of TWGW, Inc	289.64
2023	3660	10/18/2023	Claims	40662	NAPA Auto Parts dba Gorge Auto Parts	246.60
2023	3661	10/18/2023	Claims	40663	NW Natural	149.07
2023	3662	10/18/2023	Claims	40664	Office Depot	308.37
2023	3663	10/18/2023	Claims	40665	One Call Concepts Inc	35.31
2023	3664	10/18/2023	Claims	40666	Onsite Supply House LLC	272.56
2023	3665	10/18/2023	Claims	40667	PUD No 1 Of Klickitat County	4,214.38
2023	3666	10/18/2023	Claims	40668	Peterson CAT Machinery	702.10

BANK RECONCILIATION

City Of White Salmon

Time: 08:29:51 Date: 12/06/2023

10/01/2023 To: 10/31/2023

Page: 4

Year	Trans#	Date	Type	Chk#	Vendor	
2023	3667	10/18/2023	Claims	40669	Public Safety Testing	142.00
2023	3668	10/18/2023	Claims	40670	Radcomp Technologies	7,032.26
2023	3670	10/18/2023	Claims	40672	Shred-it USA LLC	242.74
2023	3672	10/18/2023	Claims	40674	TransUnion Risk & Alternative	80.71
2023	3674	10/18/2023	Claims	40676	Walter E. Nelson Co.	27.14
2023	3675	10/18/2023	Claims	40677	Wilcox & Flegel	5,062.56
2023	3676	10/18/2023	Claims	40678	Xerox Financial Services, LLC	773.65
2023	3677	10/18/2023	Claims	40679	Zaya LLC	1,651.20
2023	3595	10/20/2023	Payroll		Ryan Hardie Adam	1,948.07
2023	3596	10/20/2023	Payroll		Ethan Adkins	1,480.95
2023	3597	10/20/2023	Payroll		Erika Castro-Guzman	2,198.52
2023	3598	10/20/2023	Payroll		Garique W Clifford	3,935.49
2023	3599	10/20/2023	Payroll		Jeffrey Cooper	2,605.57
2023	3600	10/20/2023	Payroll		Andrew Dirks	2,275.77
2023	3601	10/20/2023	Payroll		Lisa L George	2,109.55
2023	3602	10/20/2023	Payroll		Michael L Hepner	3,271.65
2023	3603	10/20/2023	Payroll		William F Hunsaker	2,909.82
2023	3604	10/20/2023	Payroll		Cynthia D Jewell	1,736.16
2023	3605	10/20/2023	Payroll		Jason Kinley	2,342.07
2023	3606	10/20/2023	Payroll		Ross E Lambert	1,847.99
2023	3607	10/20/2023	Payroll		Stephanie M Porter	2,642.84
2023	3608	10/20/2023	Payroll		Frank Randall	3,489.16
2023	3609	10/20/2023	Payroll		Troy A Rayburn	3,462.72
2023	3610	10/20/2023	Payroll		Troy Rosenburg	1,673.68
2023	3611	10/20/2023	Payroll		William M Sauter	2,773.36
2023	3613	10/20/2023	Payroll		Internal Revenue Service	15,700.12
2023	3614	10/20/2023	Payroll		Oregon Department of Revenue	263.00
2023	3615	10/20/2023	Payroll		WA State Dept Retirement Systems	125.00
2023	3616	10/20/2023	Payroll		WA State Dept Retirement Systems	9,201.98
2023	4166	10/23/2023	Claims		USDA Rural Development	16,476.00
2023	3719	10/25/2023	Ser Chge		Mike and Heather Wall	50.91
2023	3720	10/25/2023	Payroll		Department Of Labor & Industries	7,977.69
2023	3723	10/25/2023	Payroll		Employment Security Department	775.30
2023	3724	10/25/2023	Payroll		Oregon Dept. of Revenue - Transit Tax	39.30
2023	3727	10/25/2023	Claims		WA State Dept Revenue/Excise	14,564.71

Total Debits: 607,023.53

Reconciled Bank Balance: 1,242,199.13

2023	3754	10/27/2023	Util Pay	61508	Xpress Bill Pay	123.15
2023	3755	10/27/2023	Util Pay	61509	Xpress Bill Pay	80.00
2023	3757	10/30/2023	Tr Rec	61511	Metro Metals Northwest, Inc.	489.10
2023	3758	10/30/2023	Tr Rec	61512	White Salmon, City Of	65,393.99
2023	3759	10/30/2023	Tr Rec	61513	Wavedivision Holdings, LLC	61.29
2023	3760	10/30/2023	Util Pay	61514	Batch Customer	187.46
2023	3761	10/30/2023	Tr Rec	61515	Metro PCS California, LLC	4.36
2023	3762	10/30/2023	Tr Rec	61516	T-Mobile West LLC, C/o T-Mobile USA, INC	193.61
2023	3765	10/30/2023	Tr Rec	61519	MCI Communications Services, Inc.	3.90
2023	3767	10/30/2023	Tr Rec	61521	Oregon RSA No. 2, Inc	281.03
2023	3768	10/31/2023	Util Pay	61522	Batch Customer	600.38
2023	3769	10/31/2023	Tr Rec	61523	Columbia Cascade Housing	100.00
2023	3770	10/31/2023	Tr Rec	61524	Spectrum Advanced Services, LLC	261.26
2023	3771	10/31/2023	Tr Rec	61525	Spectrum Pacific West, LLC	1,459.64
2023	3772	10/31/2023	Tr Rec	61526	AT&T Corp	1.43
2023	3773	10/31/2023	Tr Rec	61527	New Cingular Wireless, PCS, LLS	289.16
2023	3774	10/30/2023	Util Pay	61528	Xpress Bill Pay	95.10
2023	3775	10/30/2023	Util Pay	61529	Xpress Bill Pay	114.00
2023	3776	10/31/2023	Util Pay	61530	Xpress Bill Pay	1,111.35
2023	3777	10/31/2023	Util Pay	61531	Xpress Bill Pay	1,098.45
2023	3778	10/31/2023	Util Pay	61532	Xpress Bill Pay	128.68

BANK RECONCILIATION

City Of White Salmon

Time: 08:29:51 Date: 12/06/2023

10/01/2023 To: 10/31/2023

Page: 5

2023	3779	10/31/2023	Util Pay	61533	Xpress Bill Pay	267.48
Outstanding Credits:						-72,344.82
2016	1220	03/16/2016	Claims	31118	Huard C/O Brad Huard, Cecelia Joan	6.20
2017	8301	11/01/2017	Claims	33126	Hill, David & Angela	87.43
2018	768	02/07/2018	Claims	33497	Wuollet, Renee	11.38
2018	1201	03/07/2018	Claims	33577	Parker, Chris	3.17
2018	3179	06/20/2018	Claims	33915	Pretorius, Lourens and Monette	16.96
2018	7272	09/05/2018	Payroll	34156	Vargas, Savannah	49.10
2018	7524	09/20/2018	Payroll	34222	Vargas, Savannah	20.68
2018	8618	12/05/2018	Payroll	34449	Heredia, Angelina	27.70
2019	2627	06/05/2019	Claims	35066	Stiffler, Christopher	168.00
2019	3568	08/07/2019	Claims	35245	Long, Mark	179.21
2020	1811	05/06/2020	Claims	36098	Lisa Doslu, Trustee, James B Roberson Trust	10.38
2021	218	01/20/2021	Claims	36799	Hood, Thomas	4.71
2021	228	01/20/2021	Claims	36809	Schwab, Jennifer	49.19
2021	232	01/20/2021	Claims	36813	Zallen, Garret	0.05
2021	1733	05/19/2021	Claims	37101	Kyte, Nora B.	3.34
2021	3458	10/06/2021	Claims	37455	Ernie's Locks & Keys LLC	325.00
2021	4396	12/20/2021	Payroll	37678	Stiffler, Christopher	27.70
2023	57	01/04/2023	Claims	38767	Springbrook Holding Company LLC	
2023	2372	07/05/2023	Claims	40335	Hinman, Chad	150.00
2023	2903	08/16/2023	Claims	40451	Adam, Ryan Hardie	24.71
2023	3321	09/20/2023	Claims	40566	Blake, Jonathan and Martha	144.81
2023	3325	09/20/2023	Claims	40570	Carrier, David	5.24
2023	3335	09/20/2023	Claims	40580	Griebeling, John	5.89
2023	3341	09/20/2023	Claims	40586	Lois Camp Estate	24.28
2023	3343	09/20/2023	Claims	40588	Morrissey and Masa Bauer, Ryan	9.07
2023	3360	09/20/2023	Claims	40605	Wright, Peter	18.26
2023	3669	10/18/2023	Claims	40671	Republic Services #487	655.19
2023	3671	10/18/2023	Claims	40673	Sound Uniform Solutions	519.76
2023	3673	10/18/2023	Claims	40675	WA Department of Transportation, Southwest Region	150.00
2023	3721	10/25/2023	Payroll		Employment Security Department - PFMLA	1,623.49
2023	3722	10/25/2023	Payroll		Employment Security Department - PFMLA	2,343.68
2023	3728	10/25/2023	Claims	40685	Bingen, City Of	31,848.07
2023	3729	10/25/2023	Claims	40686	Blue Mountain Networks LLC	976.11
2023	3730	10/25/2023	Claims	40687	CenturyLink	1,397.21
2023	3731	10/25/2023	Claims	40688	Klickitat County Prosecutor	2.92
2023	3732	10/25/2023	Claims	40689	Knapp, O'Dell & Macpherson PLLC	4,325.00
2023	3733	10/25/2023	Claims	40690	US Bank	5,412.69
2023	3734	10/25/2023	Claims	40691	Verizon Wireless	1,118.42
2023	3735	10/25/2023	Claims	40692	WA State Treas. Cash Mgmt Dept	88.19
2023	3736	10/25/2023	Claims	40693	White Salmon, City Of	65,393.99
Outstanding Debits:						117,227.18
Reconciled Book Balance:						1,197,316.77

BANK RECONCILIATION

City Of White Salmon

Time: 08:30:37 Date: 12/06/2023

10/01/2023 To: 10/31/2023

Page: 1

3 Petty Cash

Date	Balance Forward	25.00
------	-----------------	-------

Total Credits:	0.00
----------------	------

Year	Trans#	Date	Type	Chk#	Vendor
------	--------	------	------	------	--------

Total Debits:	0.00
---------------	------

Reconciled Bank Balance:	25.00
--------------------------	-------

Outstanding Credits:	
----------------------	--

Outstanding Debits:	
---------------------	--

Reconciled Book Balance:	25.00
---------------------------------	--------------

BANK RECONCILIATION

City Of White Salmon

Time: 08:30:50 Date: 12/06/2023

10/01/2023 To: 10/31/2023

Page: 1

4 Cash Drawer 1

Date	Balance Forward	150.00
------	-----------------	--------

Total Credits:	0.00
----------------	------

Year	Trans#	Date	Type	Chk#	Vendor
------	--------	------	------	------	--------

Total Debits:	0.00
---------------	------

Reconciled Bank Balance:	150.00
--------------------------	--------

Outstanding Credits:	
----------------------	--

Outstanding Debits:	
---------------------	--

Reconciled Book Balance:	150.00
---------------------------------	---------------

BANK RECONCILIATION

City Of White Salmon

Time: 08:31:01 Date: 12/06/2023

10/01/2023 To: 10/31/2023

Page: 1

5 Cash Drawer 2

Date Balance Forward 150.00

Total Credits: 0.00

Year Trans# Date Type Chk# Vendor

Total Debits: 0.00

Reconciled Bank Balance: 150.00

Outstanding Credits: _____

Outstanding Debits: _____

Reconciled Book Balance: 150.00