

**City of White Salmon**  
**March 2023**  
**Budget Report**

# TREASURER'S REPORT

## Fund Totals

City Of White Salmon  
 03/01/2023 To: 03/31/2023  
 Time: 11:33:19 Date: 04/17/2023  
 Page: 2

Fund	Previous Balance	Revenue	Expenditures	Ending Balance	Claims Clearing	Payroll Clearing	Outstanding Deposits	Adjusted Ending Balance
001 Current Expense	1,153,690.56	174,548.70	246,458.40	1,081,780.86	12,953.28	966.97	-45,545.02	1,050,156.09
101 Street Fund	265,520.45	20,636.07	34,743.93	251,412.59	170.99	0.00	-4,717.29	246,866.29
108 Municipal Capital Imp Fund	472,010.89	10,840.19		482,851.08	0.00	0.00	0.00	482,851.08
110 Fire Reserve Fund	346,549.43	3,468.58		350,018.01	0.00	0.00	0.00	350,018.01
112 General Fund Reserve	347,602.11	1,407.91		349,010.02	0.00	0.00	0.00	349,010.02
121 Police Vehicle Reserve Fund	101,512.77	321.30	-266.20	102,100.27	0.00	0.00	0.00	102,100.27
303 Hotel/Motel Taxes	166,599.63	5,556.31		172,155.94	0.00	0.00	-5,116.02	167,039.92
307 New Pool Construction Fund	8,397.30	2,916.67		11,313.97	0.00	0.00	0.00	11,313.97
401 Water Fund	455,538.02	164,832.89	118,894.24	501,476.67	410.76	0.00	-2,973.43	498,914.00
402 Wastewater Collection Fund	336,448.58	91,937.46	85,572.17	342,813.87	195.17	0.00	-1,307.03	341,702.01
408 Water Reserve Fund	212,010.09	28,531.40	3,430.00	237,111.49	0.00	0.00	0.00	237,111.49
409 Wastewater Reserve Fund	619,905.04	17,547.87		637,452.91	0.00	0.00	0.00	637,452.91
412 Water Rights Acquisition Fund	407,826.44	15,148.71		422,975.15	-6.41	0.00	-246.25	422,722.49
413 Water Bond Redemption Fund	68,484.78	9,558.82	7,920.00	70,123.60	0.00	0.00	0.00	70,123.60
414 Wastewater Bond Redemption Fund	11,525.27	0.00		11,525.27	0.00	0.00	0.00	11,525.27
415 Water Bond Reserve Fund	110,270.17	1,633.32		111,903.49	0.00	0.00	0.00	111,903.49
416 Wastewater Bond Reserve Fund	76,392.56	309.44		76,702.00	0.00	0.00	0.00	76,702.00
417 Treatment Plant Reserve Fund	370,155.06	1,487.22		371,642.28	0.00	0.00	0.00	371,642.28
418 Water Short Lived Asset Reserve Fund	302,164.40	11,487.57		313,651.97	0.00	0.00	0.00	313,651.97
420 USDA Rural Development - Jewett Water Main Improvements	150,500.00	0.00		150,500.00	0.00	0.00	0.00	150,500.00
601 Remittances	198.18	371.28	198.18	371.28	0.00	0.00	0.00	371.28
<b>TOTALS</b>	<b>5,983,301.73</b>	<b>562,541.71</b>	<b>496,950.72</b>	<b>6,048,892.72</b>	<b>13,723.79</b>	<b>966.97</b>	<b>-59,905.04</b>	<b>6,003,678.44</b>

# TREASURER'S REPORT

## Account Totals

City Of White Salmon  
 03/01/2023 To: 03/31/2023  
 Time: 11:33:19 Date: 04/17/2023  
 Page: 3

Cash Accounts	Beg Balance	Deposits	Withdrawals	Ending	Outstanding Rec	Outstanding Exp	Adj Balance
1 Checking Account	1,303,797.69	477,489.68	430,805.76	1,350,481.61	-59,905.04	14,768.45	1,305,345.02
3 Petty Cash	25.00	0.00	0.00	25.00	0.00	0.00	25.00
4 Cash Drawer 1	150.00	0.00	0.00	150.00	0.00	0.00	150.00
5 Cash Drawer 2	150.00	0.00	0.00	150.00	0.00	0.00	150.00
<b>Total Cash:</b>	<b>1,304,122.69</b>	<b>477,489.68</b>	<b>430,805.76</b>	<b>1,350,806.61</b>	<b>-59,905.04</b>	<b>14,768.45</b>	<b>1,305,670.02</b>
Investment Accounts	Beg Balance	Deposits	Withdrawals	Ending	Outstanding Rec	Outstanding Exp	Adj Balance
2 State Pool	4,679,179.04	18,907.07	0.00	4,698,086.11	0.00	0.00	4,698,086.11
<b>Total Investments:</b>	<b>4,679,179.04</b>	<b>18,907.07</b>	<b>0.00</b>	<b>4,698,086.11</b>	<b>0.00</b>	<b>0.00</b>	<b>4,698,086.11</b>
	<b>5,983,301.73</b>	<b>496,396.75</b>	<b>430,805.76</b>	<b>6,048,892.72</b>	<b>-59,905.04</b>	<b>14,768.45</b>	<b>6,003,756.13</b>

# TREASURER'S REPORT

## Fund Investments By Account

City Of White Salmon  
 03/01/2023 To: 03/31/2023  
 Time: 11:33:19 Date: 04/17/2023  
 Page: 4

Fund Totals:	Previous Balance	Purchases	Interest	Total Investments	Liquidated	Ending Balance
001 000 Current Expense	1,106,968.48		4,483.95	4,483.95		1,111,452.43
101 000 Street Fund	101,394.52		410.71	410.71		101,805.23
108 000 Municipal Capital Imp Fund	394,205.88		1,596.79	1,596.79		395,802.67
110 000 Fire Reserve Fund	341,982.10		1,385.25	1,385.25		343,367.35
112 000 General Govt Reserve Fund	347,576.94		1,407.91	1,407.91		348,984.85
121 000 Police Vehicle Reserve Fund	79,319.71		321.30	321.30		79,641.01
303 000 Hotel/Motel Taxes	108,695.78		440.29	440.29		109,136.07
401 000 Water Fund	101,394.52		410.71	410.71		101,805.23
402 000 Wastewater Collection Fund	304,183.56		1,232.14	1,232.14		305,415.70
408 000 Water Reserve Fund	104,711.57		424.15	424.15		105,135.72
409 000 Wastewater Reserve Fund	515,891.21		2,089.70	2,089.70		517,980.91
412 000 Water Rights Acquisition Fund	352,877.30		1,429.39	1,429.39		354,306.69
413 000 Water Bond Redemption Fund	65,582.20		265.65	265.65		65,847.85
415 000 Water Bond Reserve Fund	102,962.67		417.07	417.07		103,379.74
416 000 Wastewater Bond Reserve Fund	76,392.13		309.44	309.44		76,701.57
417 000 Treatment Plant Reserve Fund	367,155.06		1,487.22	1,487.22		368,642.28
418 000 Water Short Lived Asset Reserve Fund	196,360.88		795.40	795.40		197,156.28
<b>2 - State Pool</b>	<b>4,667,654.51</b>	<b>0.00</b>	<b>18,907.07</b>	<b>18,907.07</b>		<b>4,686,561.58</b>
	<b>4,667,654.51</b>	<b>0.00</b>	<b>18,907.07</b>	<b>18,907.07</b>		<b>4,686,561.58</b>

# TREASURER'S REPORT

## Fund Investment Totals

City Of White Salmon

Time: 11:33:19 Date: 04/17/2023  
Page: 5

03/01/2023 To: 03/31/2023

Fund Totals:	Previous Balance	Purchases	Interest	Ttl Investments	Liquidated	Investment Bal	Available Cash
001 Current Expense	1,106,968.48		4,483.95	4,483.95		1,111,452.43	-29,671.57
101 Street Fund	101,394.52		410.71	410.71		101,805.23	149,607.36
108 Municipal Capital Imp Fund	394,205.88		1,596.79	1,596.79		395,802.67	87,048.41
110 Fire Reserve Fund	341,982.10		1,385.25	1,385.25		343,367.35	6,650.66
112 General Fund Reserve	347,576.94		1,407.91	1,407.91		348,984.85	25.17
121 Police Vehicle Reserve Fund	79,319.71		321.30	321.30		79,641.01	22,459.26
303 Hotel/Motel Taxes	108,695.78		440.29	440.29		109,136.07	63,019.87
307 New Pool Construction Fund						0.00	11,313.97
401 Water Fund	101,394.52		410.71	410.71		101,805.23	399,671.44
402 Wastewater Collection Fund	304,183.56		1,232.14	1,232.14		305,415.70	37,398.17
408 Water Reserve Fund	104,711.57		424.15	424.15		105,135.72	131,975.77
409 Wastewater Reserve Fund	515,891.21		2,089.70	2,089.70		517,980.91	119,472.00
412 Water Rights Acquisition Fund	352,877.30		1,429.39	1,429.39		354,306.69	68,668.46
413 Water Bond Redemption Fund	65,582.20		265.65	265.65		65,847.85	4,275.75
414 Wastewater Bond Redemption Fund						0.00	11,525.27
415 Water Bond Reserve Fund	102,962.67		417.07	417.07		103,379.74	8,523.75
416 Wastewater Bond Reserve Fund	76,392.13		309.44	309.44		76,701.57	0.43
417 Treatment Plant Reserve Fund	367,155.06		1,487.22	1,487.22		368,642.28	3,000.00
418 Water Short Lived Asset Reserve Fund	196,360.88		795.40	795.40		197,156.28	116,495.69
420 USDA Rural Development - Jewett Water Main Improve						0.00	150,500.00
601 Remittances						0.00	371.28
	<u>4,667,654.51</u>		<u>18,907.07</u>	<u>18,907.07</u>		<u>4,686,561.58</u>	<u>1,362,331.14</u>

Ending fund balance (Page 1) - Investment balance = Available cash.

**6,048,892.72**

# TREASURER'S REPORT

## Outstanding Vouchers

03/01/2023 To: 03/31/2023

As Of: 03/31/2023 Date: 04/17/2023  
 Time: 11:33:19 Page: 6

City Of White Salmon

Year	Trans#	Date	Type	Acct#	War#	Vendor	Amount	Memo
2023	1065	03/27/2023	Util Pay	1		Xpress Bill Pay	162.43	Xpress Import - EFT - 03-27-2023__daily_batch.csv
2023	1070	03/28/2023	Util Pay	1		Xpress Bill Pay	58.00	Xpress Import - EFT - 03-28-2023__daily_batch.csv
2023	1071	03/28/2023	Util Pay	1		Xpress Bill Pay	200.00	Xpress Import - iPay - 03-28-2023__daily_batch.csv
2023	1072	03/28/2023	Util Pay	1		Xpress Bill Pay	123.53	Xpress Import - CheckFree - 03-28-2023__daily_batch.csv
2023	1079	03/29/2023	Util Pay	1		Xpress Bill Pay	80.00	Xpress Import - Metavante - 03-29-2023__daily_batch.csv
2023	1080	03/29/2023	Util Pay	1		Xpress Bill Pay	625.18	Xpress Import - OnlineResources - 03-29-2023__daily_batch.csv
2023	1081	03/30/2023	Tr Rec	1		Permitting Customer	229.75	
2023	1082	03/30/2023	Tr Rec	1		Farmer, Matt	10.00	
2023	1086	03/30/2023	Tr Rec	1		Permitting Customer	50.00	
2023	1087	03/30/2023	Util Pay	1		Xpress Bill Pay	451.25	Xpress Import - CC - 03-30-2023__daily_batch.csv
2023	1088	03/30/2023	Util Pay	1		Xpress Bill Pay	201.82	Xpress Import - EFT - 03-30-2023__daily_batch.csv
2023	1089	03/30/2023	Util Pay	1		Xpress Bill Pay	526.72	Xpress Import - iPay - 03-30-2023__daily_batch.csv
2023	1090	03/30/2023	Util Pay	1		Xpress Bill Pay	183.86	Xpress Import - CheckFree - 03-30-2023__daily_batch.csv
2023	1091	03/31/2023	Util Pay	1		Xpress Bill Pay	399.63	Xpress Import - CC - 03-31-2023__daily_batch.csv
2023	1092	03/31/2023	Util Pay	1		Xpress Bill Pay	1,256.01	Xpress Import - EFT - 03-31-2023__daily_batch.csv
2023	1093	03/31/2023	Util Pay	1		Xpress Bill Pay	25.28	Xpress Import - Metavante - 03-31-2023__daily_batch.csv
2023	1094	03/31/2023	Util Pay	1		Xpress Bill Pay	233.00	Xpress Import - CheckFree - 03-31-2023__daily_batch.csv
2023	1229	03/31/2023	Tr Rec	1		State Of Washington	55,088.58	Business License and General Remittance
							59,905.04	
							Receipts Outstanding:	
2016	1220	03/16/2016	Claims	1	31118	Cecelia Joan Huard C/O Brad Huard	6.20	Refund inactive customer credit balance
2017	8301	11/01/2017	Claims	1	33126	David & Angela Hill	87.43	041725.1 - 393 NECHERRY ST
2018	768	02/07/2018	Claims	1	33497	Renee Wuollet	11.38	020675.0 - 560 NECENTER PL
2018	1201	03/07/2018	Claims	1	33577	Chris Parker	3.17	040127.2 - 705 NECHURCH PLACE # E
2018	3179	06/20/2018	Claims	1	33915	Lourens and Monette Pretorius	16.96	053189.0 - 17 ANNIE LANE
2018	7272	09/05/2018	Payroll	1	34156	Savannah Vargas	49.10	Aug Payroll #2
2018	7524	09/20/2018	Payroll	1	34222	Savannah Vargas	20.68	Sept Payroll #1
2018	8618	12/05/2018	Payroll	1	34449	Angelina Heredia	27.70	Nov Payroll #2
2019	2627	06/05/2019	Claims	1	35066	Christopher Stiffler	168.00	Reimburse - Wildland Firefighter Exam Fee
2019	3568	08/07/2019	Claims	1	35245	Mark Long	179.21	071525.2 - 1196 WJEWETT BLVD 1198 - Refund
							Credit Balance On Utility Acct #4750	
2020	1811	05/06/2020	Claims	1	36098	James B Roberson Trust Lisa Doslu, Trustee	10.38	062750.0 - 625 SWWAUBISH ST- Credit Balance Refund
2021	218	01/20/2021	Claims	1	36799	Thomas Hood	4.71	073225.0 - 1180 SWTHORNTON DR - Utility Account
							5592 Credit Balance Refund	
2021	228	01/20/2021	Claims	1	36809	Jennifer Schwab	49.19	064200.1 - 366 SWEYRIE RD - Utility Account 5929
							Credit Balance Refund	

# TREASURER'S REPORT

## Outstanding Vouchers

03/01/2023 To: 03/31/2023

As Of: 03/31/2023 Date: 04/17/2023  
 Time: 11:33:19 Page: 7

City Of White Salmon

Year	Trans#	Date	Type	Acct#	War#	Vendor	Amount	Memo
2021	232	01/20/2021	Claims	1	36813	Garret Zallen	0.05	022650.3 - 645 NEGRANDVIEW BLVD - Utility Account 1204 Credit Balance Refund
2021	1733	05/19/2021	Claims	1	37101	Nora B. Kyte	3.34	011450.0 - 552 SEOAK ST - Credit Balance Refund
2021	3458	10/06/2021	Claims	1	37455	Ernie's Locks & Keys LLC	325.00	Park - Locksmithing
2021	4396	12/20/2021	Payroll	1	37678	Christopher Stiffler	27.70	Dec Payroll #2
2022	4036	12/05/2022	Payroll	1	38651	Patricia F Fink	152.42	December Payroll #1
2022	4062	12/05/2022	Payroll	1	38659	David S Swann	559.64	December Payroll #1
2022	4120	12/07/2022	Claims	1	38665	Ryan Hardie Adam	24.71	PW - Meal Reimbursement - Travel & Training
2022	4280	12/20/2022	Payroll	1	38726	Joseph Ryan	55.41	December Payroll #2
2023	498	02/15/2023	Claims	1	38924	FBI-LEEDA	50.00	Police - Dues & Subscriptions - 2023 Membership Dues
2023	700	03/01/2023	Claims	1	38964	IIMC	185.00	Finance - IIMC Annual Membership 2023
2023	715	03/01/2023	Claims	1	38979	Reynier, Ron Atty At Law	1,400.00	City Prosecuting Agreement - March 2023
2023	735	03/06/2023	Payroll	1	38983	Patricia F Fink	152.01	March Payroll #1
2023	886	03/15/2023	Claims	1	40003	Aramark Uniform Services	279.68	Police - Floor Mats - 02.01.23; PW - Janitorial Supplies - 02.01.23; City Hall/PW - Laundry Service/Floor Mats - 02.01.23; PW - Laundry Service - 02.01.23; City Hall/PW - Laundry Service/Floor Mats -;
2023	888	03/15/2023	Claims	1	40005	Axon Enterprise, Inc.	6,860.83	Police - Annual Body Cam contract - 2023
2023	893	03/15/2023	Claims	1	40010	DataPro Solutions, Inc	130.94	NovaTime Payroll - February 2023
2023	894	03/15/2023	Claims	1	40011	Gower Law Office	350.00	M&O Allowing Attorney's fees - Case No. 2A0467138 WSA
2023	896	03/15/2023	Claims	1	40013	Invictus Defense Academy LLC	500.00	Police - Law Enforcement Krav Maga Instructor
2023	901	03/15/2023	Claims	1	40018	Klickitat Skamania Utility Council	40.00	2023 Annual Dues
2023	903	03/15/2023	Claims	1	40020	Mosier WiNet	455.00	Internet Service - March 2023
2023	911	03/15/2023	Claims	1	40028	Republic Services #487	518.45	Garbage Service - February 2023
2023	913	03/15/2023	Claims	1	40030	Shred-it USA LLC	116.48	Police/City Hall - Shredding Services - February 2023
2023	921	03/15/2023	Claims	1	40038	WA State Univ Conference Management	1,465.00	Finance - Travel & Training - NW Clerks Institute Training 03.2023
2023	924	03/15/2023	Claims	1	40041	Xerox Financial Services, LLC	482.68	City Hall - Xerox Lease - March 2023
Fund							14,768.45	Total

**TREASURER'S REPORT**  
**Outstanding Vouchers**

03/01/2023 To: 03/31/2023

As Of: 03/31/2023 Date: 04/17/2023  
 Time: 11:33:19 Page: 8

City Of White Salmon

Year	Trans#	Date	Type	Acct#	War#	Vendor	Amount	Memo
							Claims	
							Payroll	
							Total	
001							12,953.28	13,920.25
101							170.99	170.99
107							0.00	77.69
401							410.76	410.76
402							195.17	195.17
412							-6.41	-6.41
							<hr/>	<hr/>
							13,723.79	1,044.66
							<hr/>	<hr/>
							13,723.79	14,768.45



**TREASURER'S REPORT**  
**Signature Page**

Time: 11:33:19 Date: 04/17/2023  
Page: 9

City Of White Salmon

03/01/2023 To: 03/31/2023

We the undersigned officers for the City of White Salmon have reviewed the foregoing report and acknowledge that to the best of our knowledge this report is accurate and true:

Signed: \_\_\_\_\_ Signed: \_\_\_\_\_  
Clerk/Treasurer / Date Chairman Budget Committee / Date

City of White Salmon

February 2023 Treasurer's Report Reconciliation

	Revenue	Expenditures	
	562,541.71	496,950.72	
Treasurer's Receipts	225,898.83	241,320.72	Claims
Utility Receipts	267,595.57	188,803.94	Payroll
Interfund Transfers	69,767.01	69,767.01	Interfund Transfers
	0.00	0.00	Service Charge - Account Analysis
22-Mar	0.00	289.55	Service Charge - Checks
22-Mar	0.00	62.06	Service Charge -Deposit Slips
27-Feb		30.00	Stop Payment Fee Assessed
27-Feb	30.00		Stop Payment Fee Waived
13-Mar		30.00	Stop Payment Fee Assessed
14-Mar	30.00	0.00	Stop Payment Fee Waived
14-Mar	0.00	15.00	Stop Payment Fee Assessed
Revenue to Expenditure	-325.20	-325.20	Revenue to Expenditure
Revenue to Expenditure	-139.01	-139.01	Revenue to Expenditure
Service Charge (NSF)	-0.12	0.00	Insufficient Funds
Service Charge (NSF)	-115.91	0.00	Insufficient Funds
Service Charge (NSF)	-50.91	0.00	Insufficient Funds
Service Charge (NSF)	-147.43	0.00	Insufficient Funds
Service Charge (NSF)	-0.12	0.00	Insufficient Funds
		-2,902.35	Stop Payment Check Amount
Expenditure to Revenue	-1.00	-1.00	Expenditure to Revenue (bank error correction)
Expenditure to Revenue	0.00	0.00	Expenditure to Revenue
Expenditure to Revenue	0.00	0.00	Expenditure to Revenue
	562,541.71	496,950.72	
	0.00	0.00	

**City of White Salmon**  
**2023 March Treasurer's Report Reconciliation to Bank Statements**

Treasurer's Report Ending Balance	6,048,892.72
Treasurer's Report Adjusted Ending Balance	6,003,678.44
Columbia State Bank (Cash)	1,300,270.36
US Bank (Time Value - Investment)	0.00
WA State Treasurer (State Pool - Investment)	4,698,086.11
Petty Cash	25.00
Drawer 1	150.00
Drawer 2	150.00
Drawer 3	0.00
Total Cash and Investments	5,998,681.47
Less Outstanding Checks ( Treasurer's Report)	-14,768.45
Plus Outstanding Deposits (Page 1 of Treasurer's Report)	59,905.04
Bank Statement Adjusted Ending Balance	6,043,818.06
Difference	5,074.66

Note: Two NSF's for total of \$5074.66 that took place in December were not posted until April 2023 in finance software.

# 1st SECURITY BANK

## STATEMENT OF ACCOUNTS

PAGE 1 OF 14

www.fsbwa.com

### Branch Office

White Salmon  
509-493-2500

Statement Period: 02-27-2023 to 03-31-2023

CITY OF WHITE SALMON  
PO BOX 2139  
WHITE SALMON WA 98672-2139

7444 20





Please be alert of texts and phone calls asking you to send money or to share confidential information. 1st Security Bank will **NEVER** ask you to do this. If you are suspicious stop and contact your local branch or call us immediately at **(800) 683-0973**



### Summary of Deposit Account Activity

	Account #	Beginning Balance	Withdrawals/ Service Charges*	Deposits	Dividends/ Interest	Ending Balance
PF - WA 1st Business CHK	10012469	1,258,102.33	507,453.12	549,621.15	0.00	1,300,270.36

### Deposit Account Activity

#### PF - WA 1st Business CHK - 10012469

0.00% Annual Percentage Yield Earned for this account

#### Deposits

Date	Amount	Transaction Description
02/27	30.00	Stop Payment Fee (Waive)
02/27	400.02	External Deposit PAYMENTECH - DEPOSIT 5708363
02/27	1,212.96	Deposit
02/27	16,454.19	External Deposit CITY OF WHITE SA CITY OF WHITE SA CRE - CREDITS 193406227WD
02/28	629.97	External Deposit CITY OF WHITE SA - CREDITS 193508525WD
02/28	799.90	External Deposit PAYMENTECH - DEPOSIT 5708363
02/28	62,190.03	External Deposit WA ST TREASURER WA ST TREASURER REV - REVDISTRIB 2530
02/28	118.63	External Deposit PAYMENTECH - DEPOSIT 5708363
02/28	1,474.70	External Deposit KCLICKITAT COUNTY - PAYMENTS Klickitat County Monthly Tax Collections City of White Salmon**509-773-46
02/28	3,184.11	Deposit
03/01	1,076.44	External Deposit CITY OF WHITE SA - CREDITS 193748303WD
03/01	757.15	External Deposit PAYMENTECH - DEPOSIT 5708363
03/01	45,020.84	Deposit
03/02	688.99	External Deposit CITY OF WHITE SA - CREDITS 193891637WD
03/02	1,000.00	External Deposit WA ST DNR 4900230228FM35200000 - VENDOR PAY 868194!
03/02	1,113.27	External Deposit PAYMENTECH - DEPOSIT 5708363
03/02	400.00	Deposit
03/03	266.67	External Deposit WA ST TREASURER - REVDISTRIB 2530
03/03	323.14	External Deposit CITY OF WHITE SA - CREDITS 193985615WD
03/03	4,680.47	External Deposit PAYMENTECH - DEPOSIT 5708363
03/03	21,461.80	Deposit
03/06	969.22	External Deposit CITY OF WHITE SA - CREDITS 194046816WD

1st Security Bank will **NEVER** ask for your password, PIN, or secure access code. If asked for any of this information, stop and contact your local branch or call us immediately at (800) 683-0973 for assistance. For more information on fraud protection and current scams visit: [www.fsbwa.com/scams-and-fraud](http://www.fsbwa.com/scams-and-fraud)

**Deposit Account Activity (continued)**

<b>Date</b>	<b>Amount</b>	<b>Transaction Description</b>
03/06	1,567.50	External Deposit PAYMENTECH - DEPOSIT 5708363
03/06	7,992.55	Deposit
03/07	168.42	External Deposit PAYMENTECH - DEPOSIT 5708363
03/07	910.57	External Deposit PAYMENTECH - DEPOSIT 5708363
03/07	1,369.86	External Deposit CITY OF WHITE SA - CREDITS 194109188
03/07	783.07	External Deposit PAYMENTECH - DEPOSIT 5708363
03/07	7,585.22	Deposit
03/08	262.50	External Deposit WA ST TREASURER - REVDISTRIB 2530
03/08	1,502.74	External Deposit CITY OF WHITE SA - CREDITS 194208023
03/08	557.19	External Deposit PAYMENTECH - DEPOSIT 5708363
03/08	2,779.49	Deposit
03/09	2,711.39	External Deposit CITY OF WHITE SA - CREDITS 194256377
03/09	787.94	External Deposit PAYMENTECH - DEPOSIT 5708363
03/09	1,147.82	Deposit
03/09	5,391.02	Deposit
03/10	208.33	External Deposit WA ST TREASURER - REVDISTRIB 2530
03/10	1,147.07	External Deposit CITY OF WHITE SA - CREDITS 194316904
03/10	801.33	External Deposit PAYMENTECH - DEPOSIT 5708363
03/10	3,365.98	Deposit
03/13	3,196.73	External Deposit CITY OF WHITE SA - CREDITS 194348800
03/13	1,190.99	External Deposit PAYMENTECH - DEPOSIT 5708363
03/13	46,903.92	Deposit
03/14	201.01	External Deposit PAYMENTECH - DEPOSIT 5708363
03/14	1,603.07	External Deposit CITY OF WHITE SA - CREDITS 194437150
03/14	2,485.78	External Deposit PAYMENTECH - DEPOSIT 5708363
03/14	243.68	External Deposit PAYMENTECH - DEPOSIT 5708363
03/14	30.00	Stop Payment Fee Reversal (B) - Fee Reversal
03/14	11,695.87	Deposit
03/15	320.83	External Deposit WA ST TREASURER - REVDISTRIB 2530
03/15	1,419.11	External Deposit CITY OF WHITE SA - CREDITS 194508327
03/15	608.21	External Deposit PAYMENTECH - DEPOSIT 5708363
03/15	235.75	Deposit
03/16	1,852.84	External Deposit CITY OF WHITE SA - CREDITS 194566734
03/16	605.96	External Deposit PAYMENTECH - DEPOSIT 5708363
03/16	9,928.64	Deposit
03/17	229.16	External Deposit WA ST TREASURER - REVDISTRIB 2530
03/17	11,439.40	External Deposit PAYMENTECH - DEPOSIT 5708363
03/20	291.67	External Deposit WA ST TREASURER - REVDISTRIB 2530
03/20	3,543.92	External Deposit CITY OF WHITE SA - CREDITS 194742093
03/20	50,871.68	External Deposit CITY WS DB 5200 - UTILPYM
03/20	1,680.82	External Deposit PAYMENTECH - DEPOSIT 5708363
03/20	1,970.58	Deposit
03/20	5,682.88	Deposit
03/21	5,483.43	External Deposit PAYMENTECH - DEPOSIT 5708363
03/21	7,170.05	External Deposit PAYMENTECH - DEPOSIT 5708363
03/21	9,630.54	External Deposit KCLICKITAT COUNTY PAYMENTS
03/22	653.73	Deposit
03/23	1,787.18	Deposit
03/23	4,072.55	Deposit
03/23	20,788.41	External Deposit PAYMENTECH DEPOSIT
03/23	7,592.04	External Deposit CITY OF WHITE SA CREDITS

**Deposit Account Activity (continued)**

Date	Amount	Transaction Description
03/23	7,369.42	External Deposit PAYMENTECH DEPOSIT
03/23	2,316.81	External Deposit CITY OF WHITE SA CREDITS
03/23	2,902.35	Check 38952 (Rejected)
03/24	1,993.49	Deposit
03/24	13,822.65	External Deposit CITY OF WHITE SA CREDITS
03/24	2,364.23	External Deposit PAYMENTECH DEPOSIT
03/27	1,344.27	Deposit
03/27	18,144.05	External Deposit CITY OF WHITE SA CREDITS
03/27	1,084.18	External Deposit PAYMENTECH DEPOSIT
03/27	683.33	External Deposit WA ST TREASURER REV DISTRIB
03/28	257.84	External Deposit WA ST DES 17902303244Z10700000 - VENDOR PAY 933268!
03/28	8,894.58	Deposit
03/28	946.13	External Deposit PAYMENTECH DEPOSIT
03/28	710.03	External Deposit CITY OF WHITE SA CREDITS
03/29	48,359.76	Deposit
03/29	560.28	External Deposit PAYMENTECH DEPOSIT 5708363
03/29	493.89	External Deposit CITY OF WHITE SA CREDITS 195180996
03/29	133.08	External Deposit paymentech deposit 5708363
03/30	2,852.48	Deposit
03/30	639.84	External Deposit CITY OF WHITE SA CREDITS 195339117
03/30	350.00	External Deposit WA ST TREASURER REV DISTRIB 02530
03/31	609.97	External Deposit PAYMENTECH - DEPOSIT 5708363
03/31	14,615.87	Deposit
03/31	312.21	External Deposit PAYMENTECH DEPOSIT 5708363
03/31	119.84	External Deposit CITY OF WHITE SA CREDITS 195384496



**Withdrawals**

Date	Amount	Transaction Description
02/27	30.00	Stop Payment Fee
02/28	196.27	Check 38908
02/28	2,968.75	Check 38916
02/28	518.45	Check 38938
03/01	146.62	Check 38886
03/01	24.33	Check 38909
03/01	89.02	Check 38926
03/01	4.28	Check 38927
03/01	595.20	Check 38931
03/01	1,117.24	Check 38945
03/01	1,989.92	Check 38947
03/02	581.63	Check 38921
03/03	33,081.32	External Withdrawal Vimly Benefit So - AWC ST-C0D9S1S5B3X5
03/03	5,666.00	External Withdrawal CITY WS DB - DEPOSIT
03/03	1,529.90	External Withdrawal PAYMENTECH - FEE 5708363
03/03	455.00	Check 38930
03/03	44,659.22	Check 38956
03/06	16,982.60	External Withdrawal IRS - USATAXPYMT 270346525758420
03/06	9,527.00	External Withdrawal WA DEPT RET SYS - DRS EPAY 4356973
03/06	373.35	External Withdrawal Standard Ins - premium STASIC000234466
03/06	75.00	External Withdrawal WA DEPT RET SYS - DRS EPAY 4356974
03/06	47,904.87	External Withdrawal CITY WS DB - PAYROLL
03/06	655.09	External Withdrawal Xpress Bill Pay March Billing - Billing 10295

**Deposit Account Activity (continued)**

**Withdrawals (continued)**

Date	Amount	Transaction Description
03/06	164.90	Over Counter Check 38980
03/06	152.42	Check 38759
03/06	152.01	Check 38803
03/06	80.00	Check 38883
03/06	385.00	Check 38935
03/06	163.00	Check 38951
03/06	113.97	Check 38972
03/07	431.00	External Withdrawal OR REVENUE DEPT - TAXPAYMENT 1213101184
03/07	170.77	External Withdrawal LIFESECURE INSU LISTBILL - INSURANCE
03/07	775.97	Check 38963
03/07	189.30	Check 38977
03/07	2,373.39	Check 38981
03/08	226.00	External Withdrawal WASHINGTON-DSHS WEB PAYMENTS - WA53000000 916001528
03/08	74.80	External Withdrawal AFLAC - INSURANCE EXM7704131
03/08	1,221.60	External Withdrawal LIFESECURE INSU - INSURANCE
03/08	410.79	External Withdrawal LIFESECURE INSU - INSURANCE
03/08	1,574.60	Check 38962
03/08	150.00	Check 38583
03/08	380.79	Check 38955
03/08	100.78	Check 38958
03/08	747.65	Check 38959
03/08	628.93	Check 38961
03/08	138.15	Check 38970
03/08	834.30	Check 38986
03/09	96.11	External Withdrawal GO DADDY WEB PURCHASE - WEB ORDER 2107573567
03/09	31,984.25	Check 38953
03/09	420.00	Check 38966
03/09	25.68	Check 38975
03/09	4,254.60	Check 38976
03/10	7,920.00	External Withdrawal USDA RD DCFO ACH TRANSACTION - PAYMENT
03/10	68.00	Check 38957
03/10	500.00	Check 38965
03/13	30.00	Stop Payment Fee
03/13	34,778.22	Check 38968
03/13	5,541.25	Check 38973
03/13	800.00	Check 38978
03/14	570.44	External Withdrawal CENTURYLINK - AUTO PAY 14612346894
03/14	417.96	External Withdrawal CENTURYLINK - AUTO PAY 14612346885
03/14	342.54	External Withdrawal CENTURYLINK - AUTO PAY 14612346893
03/14	273.96	External Withdrawal CENTURYLINK - AUTO PAY 14612346887
03/14	259.78	External Withdrawal CENTURYLINK - AUTO PAY 14612346895
03/14	244.10	External Withdrawal CENTURYLINK - AUTO PAY 14612346892
03/14	166.84	External Withdrawal CENTURYLINK - AUTO PAY 14612346886
03/14	153.18	External Withdrawal CENTURYLINK - AUTO PAY 14612346890
03/14	146.50	External Withdrawal CENTURYLINK - AUTO PAY 14612346889
03/14	129.80	External Withdrawal CENTURYLINK - AUTO PAY 14612346888
03/14	75.20	External Withdrawal CENTURYLINK - AUTO PAY 14612346891
03/14	15.00	Stop Payment Fee
03/14	1.00	Deposit Adjustment - Debit

**Deposit Account Activity (continued)**

**Withdrawals (continued)**

Date	Amount	Transaction Description
03/14	939.77	Check 38785
03/14	958.18	Check 38974
03/16	10,118.99	External Withdrawal WA DEPT REVENUE - TAX PYMT 10564462
03/16	393.63	Check 38834
03/16	1,447.65	Check 38912
03/16	8.98	Check 38954
03/16	3,550.00	Check 38969
03/16	3,160.35	Check 38982
03/16	92.35	Check 38985
03/17	1,189.00	Check 38960
03/17	164.90	Check 38967
03/20	17,550.89	External Withdrawal IRS - USATAXPYMT 270347950861137
03/20	10,795.11	External Withdrawal WA DEPT RET SYS - DRS EPAY 4361549
03/20	361.00	External Withdrawal OR REVENUE DEPT - TAXPAYMENT 1938984064
03/20	48,161.17	External Withdrawal CITY WS DB - PAYROLL
03/20	152.01	Check 38984
03/21	226.00	External Withdrawal WASHINGTON-DSHS WEB PAYMENTS - WA53000000 916001528
03/21	147.43	Descriptive Withdrawal 3/21 ACH File UTILPYM Rtn ORIZ MARTHA - NSF
03/21	0.12	Descriptive Withdrawal 3/21 ACH File UTILPYM Rtn HOBAUGH RODNEY - Account Closed
03/22	289.55	External Withdrawal HARLAND CLARKE - CHK ORDERS
03/22	62.06	External Withdrawal HARLAND CLARKE - CHK ORDERS
03/22	50.91	Descriptive Withdrawal 3/22 ACH File UTILPYM Rtn THOMAS JOHN AND KATHY- ACCT Frozen
03/22	115.91	Descriptive Withdrawal 3/22 ACH File UTILPYM Rtn THOMAS JOHN AND KATHY- ACCT Frozen
03/22	500.00	Check 38971
03/23	554.06	Over Counter Check 40021
03/23	2,902.35	Check 38952
03/24	110.00	External Withdrawal Starlink Service Starlink S
03/24	16,860.00	Check 40002
03/24	1,013.74	Check 40012
03/24	2,250.00	Check 40024
03/24	6,774.64	Check 40027
03/24	188.34	Check 40037
03/24	97.03	Check 40039
03/27	39.76	Check 40001
03/27	286.64	Check 40004
03/27	32,108.25	Check 40006
03/27	923.38	Check 40022
03/27	2,601.80	Check 40036
03/27	181.50	Check 40042
03/28	277.95	Check 40008
03/28	175.18	Check 40017
03/28	288.00	Check 40019
03/28	695.00	Check 40026
03/28	6.37	Check 40031
03/28	80.63	Check 40032
03/28	332.00	Check 40034
03/29	0.12	Descriptive Withdrawal 3/29 ACH File UTILPYM Rtn HOBAUGH RODNEY - Account Closed
03/29	48,275.12	Over Counter Check 40040





## Deposit Account Activity (continued)

### Withdrawals (continued)

Date	Amount	Transaction Description
03/29	218.67	Check 40000
03/29	3,240.00	Check 40014
03/29	140.00	Check 40015
03/29	9.84	Check 40016
03/29	5,507.50	Check 40023
03/29	9,591.44	Check 40033
03/29	496.36	Check 40035
03/30	2,375.00	Check 40007
03/30	417.98	Check 40025
03/31	866.27	Check 40009
03/31	69.00	Check 40029

### Checks Paid

Check #	Date	Amount	Check #	Date	Amount	Check #	Date	Amount
38583	03/08	150.00	38965 *	03/10	500.00	40012 *	03/24	1,013.74
38759 *	03/06	152.42	38966	03/09	420.00	40014 *	03/29	3,240.00
38785 *	03/14	939.77	38967	03/17	164.90	40015	03/29	140.00
38803 *	03/06	152.01	38968	03/13	34,778.22	40016	03/29	9.84
38834 *	03/16	393.63	38969	03/16	3,550.00	40017	03/28	175.18
38883 *	03/06	80.00	38970	03/08	138.15	40019 *	03/28	288.00
38886 *	03/01	146.62	38971	03/22	500.00	40021 *	03/23	554.06
38908 *	02/28	196.27	38972	03/06	113.97	40022	03/27	923.38
38909	03/01	24.33	38973	03/13	5,541.25	40023	03/29	5,507.50
38912 *	03/16	1,447.65	38974	03/14	958.18	40024	03/24	2,250.00
38916 *	02/28	2,968.75	38975	03/09	25.68	40025	03/30	417.98
38926 *	03/01	89.02	38976	03/09	4,254.60	40026	03/28	695.00
38927	03/01	4.28	38977	03/07	189.30	40027	03/24	6,774.64
38930 *	03/03	455.00	38978	03/13	800.00	40029 *	03/31	69.00
38931	03/01	595.20	38980 *	03/06	164.90	40031 *	03/28	6.37
38935 *	03/06	385.00	38981	03/07	2,373.39	40032	03/28	80.63
38938 *	02/28	518.45	38982	03/16	3,160.35	40033	03/29	9,591.44
38945 *	03/01	1,117.24	38984 *	03/20	152.01	40034	03/28	332.00
38947 *	03/01	1,989.92	38985	03/16	92.35	40035	03/29	496.36
38951 *	03/06	163.00	38986	03/08	834.30	40036	03/27	2,601.80
38953 *	03/09	31,984.25	40000 *	03/29	218.67	40037	03/24	188.34
38954	03/16	8.98	40001	03/27	39.76	40039 *	03/24	97.03
38955	03/08	380.79	40002	03/24	16,860.00	40040	03/29	48,275.12
38956	03/03	44,659.22	40004 *	03/27	286.64	40042 *	03/27	181.50
38957	03/10	68.00	40006 *	03/27	32,108.25	0 *	03/02	581.63
38958	03/08	100.78	40007	03/30	2,375.00	0 *	03/07	775.97
38959	03/08	747.65	40008	03/28	277.95	0 *	03/08	1,574.60
38961 *	03/08	628.93	40009	03/31	866.27	0 *	03/17	1,189.00

(\* indicates a break in check sequence)

	Statement Period Total	Year-to-Date Total
Total Overdraft Fees (Paid)	0.00	0.00
Total Returned Item Fees (Returned)	0.00	0.00

**Local Government Investment Pool**  
**Statement of Account for No: 02530**  
**Primary Account**  
**March 2023**

CITY OF WHITE SALMON  
PO BOX 2139  
WHITE SALMON, WA 98672-8672

Date	Description	Comment	Deposits	Withdrawals	Balance
03/01/2023	Beginning Balance				4,679,179.04
03/31/2023	Month End Balance				4,679,179.04
	March Earnings	Daily Factor Earnings	18,907.07		
	Net Ending Balance				4,698,086.11

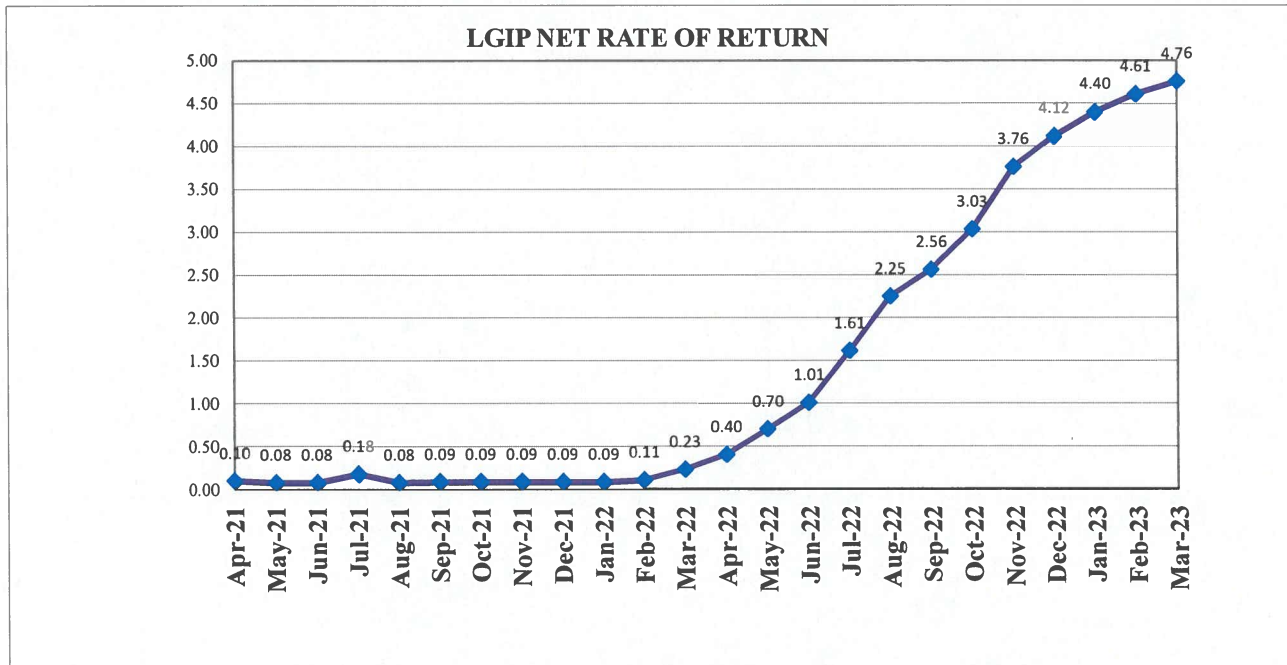
**Account Summary**

<b>Beginning Balance:</b>	4,679,179.04	<b>Gross Earnings:</b>	18,933.65
<b>Deposits:</b>	0.00	<b>Administrative Fee:</b>	26.58
<b>Withdrawals:</b>	0.00	<b>Net Earnings:</b>	18,907.07
<b>Month End Balance:</b>	4,679,179.04		
<b>Administrative Fee Rate:</b>	0.0067 %	<b>Net Ending Balance:</b>	4,698,086.11
<b>Gross Earnings Rate:</b>	4.7643 %		
<b>Net Earnings Rate:</b>	4.7576 %	<b>Average Daily Balance:</b>	4,679,179.04

**WASHINGTON STATE  
LOCAL GOVERNMENT INVESTMENT POOL  
March 31, 2023**

Investment Type	Average Balance	Mar-23	Average Balance	2023
	Mar-23	Percentage	CY 2023	Percentage
Agency Bullets	0.00	0.00%	0.00	0.00%
Agency Discount Notes	1,801,040,528.54	9.48%	2,093,389,241.53	10.67%
Agency Floating Rate Notes	4,493,133,071.15	23.64%	4,682,977,957.88	23.87%
Agency Variable Rate Notes	0.00	0.00%	0.00	0.00%
Certificates of Deposit	85,806,451.61	0.45%	77,712,500.00	0.40%
IB Bank Deposit	3,377,311,732.37	17.77%	3,238,434,039.64	16.51%
Repurchase Agreements	3,851,774,193.54	20.27%	4,268,399,999.98	21.76%
SOFR Floating Rate Notes	0.00	0.00%	0.00	0.00%
Supras - Bullets	0.00	0.00%	0.00	0.00%
Supras - Discount Notes	257,414,062.28	1.35%	809,018,131.48	4.12%
Supras- Floating Rate Notes	0.00	0.00%	0.00	0.00%
Supras - Variables	0.00	0.00%	0.00	0.00%
Term Repurchase Agreements	90,322,580.65	0.48%	31,111,111.11	0.16%
U.S. Treasury Securities	4,104,117,297.99	21.59%	3,574,413,512.12	18.22%
US Treasury Floating Rate Notes	944,076,970.04	4.97%	839,557,086.75	4.28%
<b>Total Avg Daily Balance</b>	<b>19,004,996,888.18</b>	<b>100.00%</b>	<b>19,615,013,580.49</b>	<b>100.00%</b>

Avg Days to Maturity                      22 days



\* Rates are calculated on a 365-day basis

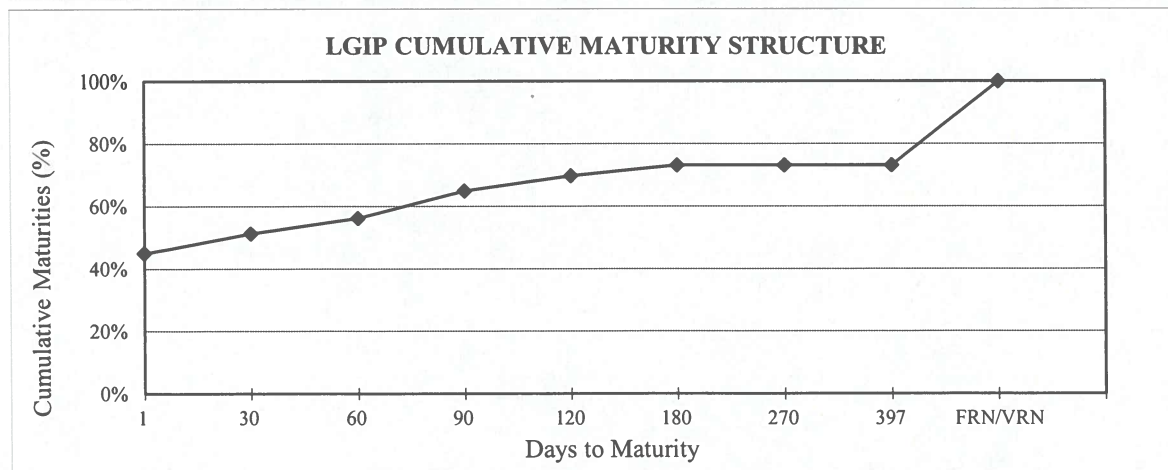
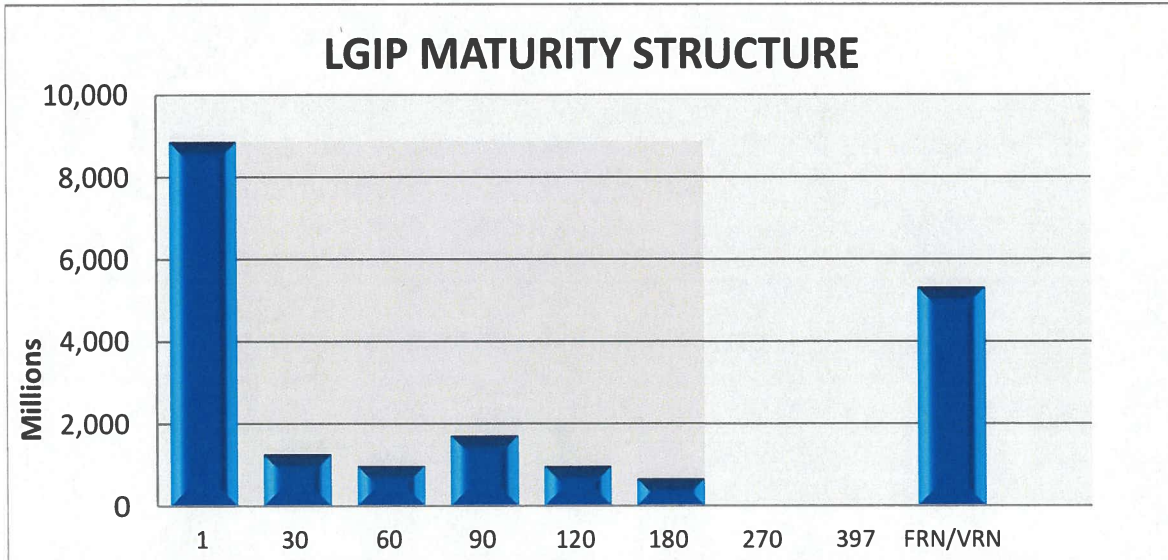
**WASHINGTON STATE  
LOCAL GOVERNMENT INVESTMENT POOL  
March 31, 2023**

<u>DAYS TO MATURITY</u>	<u>\$ MATURING (PAR VALUE)*</u>	<u>% MATURING</u>	<u>CUMULATIVE % MATURING</u>
1	8,856.63	44.9%	44.9%
2-30	1,255.00	6.4%	51.3%
31-60	974.86	4.9%	56.2%
61-90	1,711.74	8.7%	64.9%
91-120	960.00	4.9%	69.8%
121-180	650.00	3.3%	73.1%
181-270	0.00	0.0%	73.1%
271-397	0.00	0.0%	73.1%
FRN/VRN	5,308.51	26.9%	100.0%

**PORTFOLIO TOTAL:**

19,716.74

\* Amounts in millions of dollars



# BANK RECONCILIATION

City Of White Salmon

Time: 09:35:37 Date: 04/17/2023

03/01/2023 To: 03/31/2023

Page: 1

## 1 Checking Account

Date	Balance Forward	1,258,102.33
02/21/2023		16,454.19
02/22/2023		629.97
02/23/2023		1,592.13
02/24/2023		2,536.39
02/25/2023		165.46
02/26/2023		118.63
02/27/2023		5,623.43
02/28/2023		109,293.36
03/01/2023		6,450.33
03/02/2023		25,532.04
03/03/2023		11,091.97
03/04/2023		168.42
03/05/2023		1,572.28
03/06/2023		9,289.48
03/07/2023		6,764.16
03/08/2023		9,205.74
03/09/2023		5,976.08
03/10/2023		51,331.03
03/11/2023		201.01
03/12/2023		363.52
03/13/2023		14,529.51
03/14/2023		2,160.20
03/15/2023		29,511.42
03/16/2023		9,680.51
03/17/2023		15,825.26
03/18/2023		8,299.59
03/19/2023		11,689.93
03/20/2023		103,946.33
03/21/2023		3,727.99
03/22/2023		3,217.82
03/23/2023		3,726.89
03/24/2023		2,707.72
03/25/2023		133.08
03/27/2023		8,747.15
03/28/2023		48,929.81
03/29/2023		3,682.45
03/30/2023		14,745.87
03/31/2023		2,902.35
	Total Credits:	552,523.50

Year	Trans#	Date	Type	Chk#	Vendor	
2022	3738	11/02/2022	Claims	38583	Matt Gaudette and Elizabeth Copeland	150.00
2022	4434	12/30/2022	Claims	38785	Munsen Paving LLC	939.77
2022	4452	12/31/2022	Claims	38834	Jeff C Broderick	393.63
2023	15	01/05/2023	Payroll	38759	Patricia F Fink	152.42
2023	372	02/01/2023	Claims	38883	League of Oregon Cities	80.00
2023	375	02/01/2023	Claims	38886	Nelson Lock and Key LLC	146.62
2023	326	02/06/2023	Payroll	38803	Patricia F Fink	152.01
2023	482	02/15/2023	Claims	38908	Ace Hardware	196.27
2023	483	02/15/2023	Claims	38909	American Messaging - #1149685	24.33
2023	486	02/15/2023	Claims	38912	Association Of WA Cities	1,447.65
2023	490	02/15/2023	Claims	38916	Brightly Software, Inc	2,968.75
2023	495	02/15/2023	Claims	38921	Columbia Gorge News, LLC	581.63
2023	500	02/15/2023	Claims	38926	Fastenal	89.02

# BANK RECONCILIATION

City Of White Salmon

Time: 09:35:37 Date: 04/17/2023

03/01/2023 To: 03/31/2023

Page: 2

Year	Trans#	Date	Type	Chk#	Vendor	
2023	501	02/15/2023	Claims	38927	Hi School Pharmacy	4.28
2023	504	02/15/2023	Claims	38930	Mosier WiNet	455.00
2023	505	02/15/2023	Claims	38931	NAPA Auto Parts dba Gorge Auto Parts	595.20
2023	509	02/15/2023	Claims	38935	Petek & Associates	385.00
2023	512	02/15/2023	Claims	38938	Republic Services #487	518.45
2023	519	02/15/2023	Claims	38945	Verizon Wireless	1,117.24
2023	521	02/15/2023	Claims	38947	Wilcox & Flegel	1,989.92
2023	619	02/22/2023	Claims	38952	CenturyLink	2,902.35
2023	620	02/22/2023	Claims	38951	Fedex	163.00
2023	1304	02/27/2023	Ser Chge		1st Security Bank of Washington	-30.00
2023	1306	02/27/2023	Ser Chge		1st Security Bank of Washington	30.00
2023	675	02/28/2023	Claims	38953	Bingen, City Of	31,984.25
2023	676	02/28/2023	Claims	38954	Klickitat County Prosecutor	8.98
2023	677	02/28/2023	Claims	38955	WA State Treas. Cash Mgmt Dept	380.79
2023	678	02/28/2023	Claims	38956	White Salmon, City Of	44,659.22
2023	692	03/01/2023	Claims		Kenneth B. Woodrich PC	5,666.00
2023	693	03/01/2023	Claims	38957	BSK Associates	68.00
2023	694	03/01/2023	Claims	38958	Class5	100.78
2023	695	03/01/2023	Claims	38959	Coburn Electric, Inc.	747.65
2023	696	03/01/2023	Claims	38960	Columbia Gorge News, LLC	1,189.00
2023	697	03/01/2023	Claims	38961	Conversion LLC	628.93
2023	698	03/01/2023	Claims	38962	Databar	1,574.60
2023	699	03/01/2023	Claims	38963	Gorge Networks Inc	775.97
2023	701	03/01/2023	Claims	38965	Its All a Little Grey LLC	500.00
2023	702	03/01/2023	Claims	38966	Jaques Sharp	420.00
2023	703	03/01/2023	Claims	38967	Ned Kindler	164.90
2023	704	03/01/2023	Claims	38968	Klickitat County Emergency Mgmt.	34,778.22
2023	705	03/01/2023	Claims	38969	Klickitat County Fire Dist. #3	3,550.00
2023	706	03/01/2023	Claims	38970	Les Schwab Tire Center	138.15
2023	707	03/01/2023	Claims	38971	Masonic Lodge # 163	500.00
2023	708	03/01/2023	Claims	38972	Madelynn Mcllwain	113.97
2023	709	03/01/2023	Claims	38973	Nelson Nygaard Consulting Assoc., Inc.	5,541.25
2023	710	03/01/2023	Claims	38974	Office Depot	958.18
2023	711	03/01/2023	Claims	38975	One Call Concepts Inc	25.68
2023	712	03/01/2023	Claims	38976	PUD No 1 Of Klickitat County	4,254.60
2023	713	03/01/2023	Claims	38977	Frank Randall	189.30
2023	714	03/01/2023	Claims	38978	Regional Transportation Council	800.00
2023	716	03/01/2023	Claims	38980	Larry Spencer	164.90
2023	717	03/01/2023	Claims	38981	White Salmon, City Of	2,373.39
2023	718	03/01/2023	Claims	38982	Wilcox & Flegel	3,160.35
2023	1309	03/03/2023	Claims		Chase Paymentech	1,529.90
2023	1233	03/05/2023	Claims		Xpress Bill Pay	655.09
2023	729	03/06/2023	Payroll		Ryan Hardie Adam	1,510.78
2023	730	03/06/2023	Payroll		Jeff C Broderick	2,519.09
2023	731	03/06/2023	Payroll		Erika Castro-Guzman	2,021.26
2023	732	03/06/2023	Payroll		Jeffrey Cooper	3,188.05
2023	733	03/06/2023	Payroll		Kate E Daniels	2,032.08
2023	734	03/06/2023	Payroll		Andrew Dirks	2,307.32
2023	736	03/06/2023	Payroll		Lisa L George	1,888.97
2023	737	03/06/2023	Payroll	38984	Benjamin C Giant	152.01
2023	738	03/06/2023	Payroll		Suzanne F Gilmer	92.35
2023	739	03/06/2023	Payroll		Edward L Gunnyon	3,302.57
2023	740	03/06/2023	Payroll		Jason L Hartmann	152.01
2023	741	03/06/2023	Payroll		Michael L Hepner	3,293.12
2023	742	03/06/2023	Payroll		William F Hunsaker	2,913.62
2023	743	03/06/2023	Payroll		Cynthia D Jewell	1,530.73
2023	744	03/06/2023	Payroll		Marla A Keethler	1,715.67

# BANK RECONCILIATION

City Of White Salmon

Time: 09:35:37 Date: 04/17/2023

03/01/2023 To: 03/31/2023

Page: 3

Year	Trans#	Date	Type	Chk#	Vendor	
2023	745	03/06/2023	Payroll		Jason Kinley	1,404.66
2023	746	03/06/2023	Payroll		Ross E Lambert	1,652.03
2023	747	03/06/2023	Payroll		Joshua Lewis	2,283.36
2023	748	03/06/2023	Payroll		David S Lindley	152.01
2023	749	03/06/2023	Payroll		Madelynn M Mcllwain	2,105.28
2023	750	03/06/2023	Payroll		Stephanie M Porter	2,587.54
2023	751	03/06/2023	Payroll		Frank Randall	2,144.52
2023	752	03/06/2023	Payroll		James A Ransier	152.01
2023	753	03/06/2023	Payroll		Troy A Rayburn	3,400.22
2023	754	03/06/2023	Payroll		Kelsey A Rooks	2,059.47
2023	755	03/06/2023	Payroll		Troy Rosenburg	1,496.15
2023	756	03/06/2023	Payroll	38985	Jess W Wardwell	92.35
2023	758	03/06/2023	Payroll		AFLAC	74.80
2023	759	03/06/2023	Payroll		Association Of WA Cities	33,081.32
2023	760	03/06/2023	Payroll		Internal Revenue Service	16,982.60
2023	761	03/06/2023	Payroll		LifeSecure Insurance Company	1,221.60
2023	762	03/06/2023	Payroll		LifeSecure Insurance Company	410.79
2023	763	03/06/2023	Payroll		LifeSecure Insurance Company	170.77
2023	764	03/06/2023	Payroll		Oregon Department of Revenue	431.00
2023	765	03/06/2023	Payroll		Standard Insurance	373.35
2023	766	03/06/2023	Payroll		WA State Dept Retirement Systems	75.00
2023	767	03/06/2023	Payroll		WA State Dept Retirement Systems	9,527.00
2023	768	03/06/2023	Payroll		Washington State Support Registry	226.00
2023	769	03/06/2023	Payroll	38986	WSCCCE	834.30
2023	1310	03/09/2023	Claims		GO DADDY WEB HOSTING	96.11
2023	1288	03/10/2023	Claims		USDA Rural Development	7,920.00
2023	863	03/13/2023	Claims		CenturyLink	153.18
2023	864	03/13/2023	Claims		CenturyLink	146.50
2023	865	03/13/2023	Claims		CenturyLink	129.80
2023	866	03/13/2023	Claims		CenturyLink	259.78
2023	867	03/13/2023	Claims		CenturyLink	570.44
2023	868	03/13/2023	Claims		CenturyLink	342.54
2023	869	03/13/2023	Claims		CenturyLink	244.10
2023	870	03/13/2023	Claims		CenturyLink	75.20
2023	871	03/13/2023	Claims		CenturyLink	273.96
2023	872	03/13/2023	Claims		CenturyLink	417.96
2023	873	03/13/2023	Claims		CenturyLink	166.84
2023	1307	03/13/2023	Ser Chge		1st Security Bank of Washington	30.00
2023	1305	03/14/2023	Ser Chge		1st Security Bank of Washington	-30.00
2023	1308	03/14/2023	Ser Chge		1st Security Bank of Washington	15.00
2023	1337	03/14/2023	Claims		1st Security Bank of Washington	1.00
2023	882	03/15/2023	Claims		WA State Dept Revenue/Excise	10,118.99
2023	883	03/15/2023	Claims	40000	Ace Hardware	218.67
2023	884	03/15/2023	Claims	40001	Airgas USA, LLC	39.76
2023	885	03/15/2023	Claims	40002	Anderson Perry & Associates, Inc.	16,860.00
2023	887	03/15/2023	Claims	40004	AutoZone	286.64
2023	889	03/15/2023	Claims	40006	Bingen, City Of	32,108.25
2023	890	03/15/2023	Claims	40007	Brightly Software, Inc	2,375.00
2023	891	03/15/2023	Claims	40008	Charter Communications	277.95
2023	892	03/15/2023	Claims	40009	Columbia Gorge News, LLC	866.27
2023	895	03/15/2023	Claims	40012	Hunsaker Oil Company Inc	1,013.74
2023	897	03/15/2023	Claims	40014	Its All a Little Grey LLC	3,240.00
2023	898	03/15/2023	Claims	40015	Klickitat County Health Dept	140.00
2023	899	03/15/2023	Claims	40016	Klickitat County Prosecutor	9.84
2023	900	03/15/2023	Claims	40017	Klickitat County Treasurer	175.18
2023	902	03/15/2023	Claims	40019	Menke Jackson Beyer, LLP	288.00
2023	904	03/15/2023	Claims	40021	NAPA Auto Parts dba Gorge Auto Parts	554.00

# BANK RECONCILIATION

City Of White Salmon

Time: 09:35:37 Date: 04/17/2023

03/01/2023 To: 03/31/2023

Page: 4

Year	Trans#	Date	Type	Chk#	Vendor	
2023	905	03/15/2023	Claims	40022	NW Natural	923.38
2023	906	03/15/2023	Claims	40023	Nelson Nygaard Consulting Assoc., Inc.	5,507.50
2023	907	03/15/2023	Claims	40024	Pioneer Surveying Engineering Inc	2,250.00
2023	908	03/15/2023	Claims	40025	Pitney Bowes Purchase Power	417.98
2023	909	03/15/2023	Claims	40026	Progressive Microtechnology, Inc	695.00
2023	910	03/15/2023	Claims	40027	Radcomp Technologies	6,774.64
2023	912	03/15/2023	Claims	40029	Same Day Stage	69.00
2023	914	03/15/2023	Claims	40031	Tonkin Chevrolet Buick GMC	6.37
2023	915	03/15/2023	Claims	40032	TransUnion Risk & Alternative	80.63
2023	916	03/15/2023	Claims	40033	US Bank	9,591.44
2023	917	03/15/2023	Claims	40034	US Postal Service	332.00
2023	918	03/15/2023	Claims	40035	Underriner Ford of The Dalles	496.36
2023	919	03/15/2023	Claims	40036	WA State Dept Health	2,601.80
2023	920	03/15/2023	Claims	40037	WA State Treas. Cash Mgmt Dept	188.34
2023	922	03/15/2023	Claims	40039	Walter E. Nelson Co.	97.03
2023	923	03/15/2023	Claims	40040	White Salmon, City Of	48,275.12
2023	925	03/15/2023	Claims	40042	Zaya LLC	181.50
2023	939	03/20/2023	Payroll		Ryan Hardie Adam	2,353.47
2023	940	03/20/2023	Payroll		Ethan Adkins	1,616.52
2023	941	03/20/2023	Payroll		Jeff C Broderick	2,581.52
2023	942	03/20/2023	Payroll		Erika Castro-Guzman	2,112.46
2023	943	03/20/2023	Payroll		Jeffrey Cooper	2,550.87
2023	944	03/20/2023	Payroll		Kate E Daniels	1,950.20
2023	945	03/20/2023	Payroll		Andrew Dirks	1,886.57
2023	946	03/20/2023	Payroll		Lisa L George	2,305.03
2023	947	03/20/2023	Payroll		Michael L Hepner	3,286.61
2023	948	03/20/2023	Payroll		William F Hunsaker	2,905.63
2023	949	03/20/2023	Payroll		Cynthia D Jewell	1,942.28
2023	950	03/20/2023	Payroll		Jason Kinley	1,781.65
2023	951	03/20/2023	Payroll		Ross E Lambert	2,822.00
2023	952	03/20/2023	Payroll		Joshua Lewis	2,283.35
2023	953	03/20/2023	Payroll		Madelynn M Mcllwain	2,637.06
2023	954	03/20/2023	Payroll		Stephanie M Porter	2,663.31
2023	955	03/20/2023	Payroll		Frank Randall	2,690.99
2023	956	03/20/2023	Payroll		Troy A Rayburn	3,396.16
2023	957	03/20/2023	Payroll		Kelsey A Rooks	2,536.59
2023	958	03/20/2023	Payroll		Troy Rosenburg	1,858.90
2023	959	03/20/2023	Payroll		Internal Revenue Service	17,550.89
2023	960	03/20/2023	Payroll		Oregon Department of Revenue	361.00
2023	961	03/20/2023	Payroll		WA State Dept Retirement Systems	75.00
2023	962	03/20/2023	Payroll		WA State Dept Retirement Systems	10,720.11
2023	963	03/20/2023	Payroll		Washington State Support Registry	226.00
2023	1041	03/22/2023	Ser Chge		Martha Oriz	147.43
2023	1338	03/22/2023	Ser Chge		1st Security Bank of Washington	289.55
2023	1339	03/22/2023	Ser Chge		1st Security Bank of Washington	62.06
2023	1034	03/23/2023	Ser Chge		Rodney Hobaugh	0.12
2023	1039	03/23/2023	Ser Chge		John and Kathryn Thomas	115.91
2023	1040	03/23/2023	Ser Chge		John and Kathy Thomas	50.91
2023	1274	03/24/2023	Claims		Starlink	110.00
2023	1341	03/29/2023	Ser Chge		Rodney Hobaugh	0.12
Total Debits:						510,355.47
Reconciled Bank Balance:						1,300,270.36
2023	1065	03/27/2023	Util Pay	60020	Xpress Bill Pay	162.43
2023	1070	03/28/2023	Util Pay	60025	Xpress Bill Pay	58.00
2023	1071	03/28/2023	Util Pay	60026	Xpress Bill Pay	200.00



## BANK RECONCILIATION

City Of White Salmon

Time: 09:35:37 Date: 04/17/2023

03/01/2023 To: 03/31/2023

Page: 5

2023	1072	03/28/2023	Util Pay	60027	Xpress Bill Pay	123.53
2023	1079	03/29/2023	Util Pay	60034	Xpress Bill Pay	80.00
2023	1080	03/29/2023	Util Pay	60035	Xpress Bill Pay	625.18
2023	1081	03/30/2023	Tr Rec	60036	Permitting Customer	229.75
2023	1082	03/30/2023	Tr Rec	60037	Farmer, Matt	10.00
2023	1086	03/30/2023	Tr Rec	60041	Permitting Customer	50.00
2023	1087	03/30/2023	Util Pay	60042	Xpress Bill Pay	451.25
2023	1088	03/30/2023	Util Pay	60043	Xpress Bill Pay	201.82
2023	1089	03/30/2023	Util Pay	60044	Xpress Bill Pay	526.72
2023	1090	03/30/2023	Util Pay	60045	Xpress Bill Pay	183.86
2023	1091	03/31/2023	Util Pay	60046	Xpress Bill Pay	399.63
2023	1092	03/31/2023	Util Pay	60047	Xpress Bill Pay	1,256.01
2023	1093	03/31/2023	Util Pay	60048	Xpress Bill Pay	25.28
2023	1094	03/31/2023	Util Pay	60049	Xpress Bill Pay	233.00
2023	1229	03/31/2023	Tr Rec	60092	State Of Washington	55,088.58

Outstanding Credits: -59,905.04

2016	1220	03/16/2016	Claims	31118	Huard C/O Brad Huard, Cecelia Joan	6.20
2017	8301	11/01/2017	Claims	33126	Hill, David & Angela	87.43
2018	768	02/07/2018	Claims	33497	Wuollet, Renee	11.38
2018	1201	03/07/2018	Claims	33577	Parker, Chris	3.17
2018	3179	06/20/2018	Claims	33915	Pretorius, Lourens and Monette	16.96
2018	7272	09/05/2018	Payroll	34156	Vargas, Savannah	49.10
2018	7524	09/20/2018	Payroll	34222	Vargas, Savannah	20.68
2018	8618	12/05/2018	Payroll	34449	Heredia, Angelina	27.70
2019	2627	06/05/2019	Claims	35066	Stiffler, Christopher	168.00
2019	3568	08/07/2019	Claims	35245	Long, Mark	179.21
2020	1811	05/06/2020	Claims	36098	Lisa Doslu, Trustee, James B Roberson Trust	10.38
2021	218	01/20/2021	Claims	36799	Hood, Thomas	4.71
2021	228	01/20/2021	Claims	36809	Schwab, Jennifer	49.19
2021	232	01/20/2021	Claims	36813	Zallen, Garret	0.05
2021	1733	05/19/2021	Claims	37101	Kyte, Nora B.	3.34
2021	3458	10/06/2021	Claims	37455	Ernie's Locks & Keys LLC	325.00
2021	4396	12/20/2021	Payroll	37678	Stiffler, Christopher	27.70
2022	4036	12/05/2022	Payroll	38651	Fink, Patricia F	152.42
2022	4062	12/05/2022	Payroll	38659	Swann, David S	559.64
2022	4120	12/07/2022	Claims	38665	Adam, Ryan Hardie	24.71
2022	4280	12/20/2022	Payroll	38726	Ryan, Joseph	55.41
2023	57	01/04/2023	Claims	38767	Springbrook Holding Company LLC	
2023	498	02/15/2023	Claims	38924	FBI-LEEDA	50.00
2023	700	03/01/2023	Claims	38964	IIMC	185.00
2023	715	03/01/2023	Claims	38979	Reynier, Ron Atty At Law	1,400.00
2023	735	03/06/2023	Payroll	38983	Fink, Patricia F	152.01
2023	886	03/15/2023	Claims	40003	Aramark Uniform Services	279.68
2023	888	03/15/2023	Claims	40005	Axon Enterprise, Inc.	6,860.83
2023	893	03/15/2023	Claims	40010	DataPro Solutions, Inc	130.94
2023	894	03/15/2023	Claims	40011	Gower Law Office	350.00
2023	896	03/15/2023	Claims	40013	Invictus Defense Academy LLC	500.00
2023	901	03/15/2023	Claims	40018	Klickitat Skamania Utility Council	40.00
2023	903	03/15/2023	Claims	40020	Mosier WiNet	455.00
2023	911	03/15/2023	Claims	40028	Republic Services #487	518.45
2023	913	03/15/2023	Claims	40030	Shred-it USA LLC	116.48
2023	921	03/15/2023	Claims	40038	WA State Univ Conference Management	1,465.00
2023	924	03/15/2023	Claims	40041	Xerox Financial Services, LLC	482.68

Outstanding Debits: 14,768.45

**Reconciled Book Balance: 1,345,406.95**

# BANK RECONCILIATION

City Of White Salmon

Time: 21:40:41 Date: 04/13/2023

03/01/2023 To: 03/31/2023

Page: 1

## 2 State Pool

Date	Balance Forward	4,679,179.04
03/31/2023		18,907.07
	Total Credits:	18,907.07

Year Trans# Date Type Chk# Vendor

Total Debits:	0.00
Reconciled Bank Balance:	4,698,086.11
Outstanding Credits:	
Outstanding Debits:	
<b>Reconciled Book Balance:</b>	<b>4,698,086.11</b>

# BANK RECONCILIATION

City Of White Salmon

Time: 21:40:52 Date: 04/13/2023

03/01/2023 To: 03/31/2023

Page: 1

## 3 Petty Cash

Date	Balance Forward	25.00
------	-----------------	-------

Total Credits:	0.00
----------------	------

Year	Trans#	Date	Type	Chk#	Vendor
------	--------	------	------	------	--------

Total Debits:	0.00
---------------	------

Reconciled Bank Balance:	25.00
--------------------------	-------

Outstanding Credits:	
----------------------	--

Outstanding Debits:	
---------------------	--

<b>Reconciled Book Balance:</b>	<b>25.00</b>
---------------------------------	--------------

# BANK RECONCILIATION

City Of White Salmon

Time: 21:41:02 Date: 04/13/2023

03/01/2023 To: 03/31/2023

Page: 1

4 Cash Drawer 1

Date Balance Forward 150.00

Total Credits: 0.00

Year    Trans#    Date            Type            Chk#    Vendor

Total Debits: 0.00

Reconciled Bank Balance: 150.00

Outstanding Credits: \_\_\_\_\_

Outstanding Debits: \_\_\_\_\_

**Reconciled Book Balance: 150.00**

# BANK RECONCILIATION

City Of White Salmon

Time: 21:41:12 Date: 04/13/2023

03/01/2023 To: 03/31/2023

Page: 1

## 5 Cash Drawer 2

Date	Balance Forward	150.00
------	-----------------	--------

Total Credits:	0.00
----------------	------

Year	Trans#	Date	Type	Chk#	Vendor
------	--------	------	------	------	--------

Total Debits:	0.00
---------------	------

Reconciled Bank Balance:	150.00
--------------------------	--------

Outstanding Credits:	
----------------------	--

Outstanding Debits:	
---------------------	--

<b>Reconciled Book Balance:</b>	<b>150.00</b>
---------------------------------	---------------