

City of White Salmon
April 2023
Budget Report

TREASURER'S REPORT

Fund Totals

City Of White Salmon

Time: 12:59:52 Date: 05/16/2023

04/01/2023 To: 04/30/2023

Page: 2

Fund	Previous Balance	Revenue	Expenditures	Ending Balance	Claims Clearing	Payroll Clearing	Outstanding Deposits	Adjusted Ending Balance
001 Current Expense	1,081,780.86	166,730.06	254,395.01	994,115.91	12,933.28	10,322.94	-1,052.28	1,016,319.85
101 Street Fund	251,412.59	13,699.35	35,380.43	229,731.51	6,480.59	690.94	0.00	236,903.04
108 Municipal Capital Imp Fund	482,851.08	2,767.66		485,618.74	0.00	0.00	0.00	485,618.74
110 Fire Reserve Fund	350,018.01	3,477.34		353,495.35	0.00	0.00	0.00	353,495.35
112 General Fund Reserve	349,010.02	1,416.82		350,426.84	0.00	0.00	0.00	350,426.84
121 Police Vehicle Reserve Fund	102,100.27	323.33		102,423.60	0.00	0.00	0.00	102,423.60
303 Hotel/Motel Taxes	172,155.94	4,623.37		176,779.31	0.00	0.00	0.00	176,779.31
307 New Pool Construction Fund	11,313.97	2,916.67		14,230.64	0.00	0.00	0.00	14,230.64
401 Water Fund	501,476.67	139,899.34	238,457.33	402,918.68	149,110.99	1,156.26	5,526.09	558,712.02
402 Wastewater Collection Fund	342,813.87	95,095.91	78,801.57	359,108.21	58,278.91	253.97	-1,370.21	416,270.88
408 Water Reserve Fund	237,111.49	62,720.05	-3,430.00	303,261.54	0.00	0.00	-8,898.96	294,362.58
409 Wastewater Reserve Fund	637,452.91	19,561.09	8,341.25	648,672.75	0.00	0.00	0.00	648,672.75
412 Water Rights Acquisition Fund	422,975.15	15,513.11		438,488.26	-6.41	0.00	-292.59	438,189.26
413 Water Bond Redemption Fund	70,123.60	9,560.50	7,920.00	71,764.10	0.00	0.00	0.00	71,764.10
414 Wastewater Bond Redemption Fund	11,525.27	0.00		11,525.27	0.00	0.00	0.00	11,525.27
415 Water Bond Reserve Fund	111,903.49	1,635.96		113,539.45	0.00	0.00	0.00	113,539.45
416 Wastewater Bond Reserve Fund	76,702.00	311.40		77,013.40	0.00	0.00	0.00	77,013.40
417 Treatment Plant Reserve Fund	371,642.28	-3.37		371,638.91	0.00	0.00	0.00	371,638.91
418 Water Short Lived Asset Reserve Fund	313,651.97	11,492.59		325,144.56	0.00	0.00	0.00	325,144.56
420 USDA Rural Development - Jewett Water Main Improvements	150,500.00	0.00		150,500.00	0.00	0.00	0.00	150,500.00
601 Remittances	371.28	213.29	371.28	213.29	371.28	0.00	0.00	584.57
	6,048,892.72	551,954.47	620,236.87	5,980,610.32	227,168.64	12,424.11	-6,087.95	6,214,115.12

TREASURER'S REPORT

Account Totals

City Of White Salmon

04/01/2023 To: 04/30/2023

Time: 12:59:52 Date: 05/16/2023

Page: 3

Cash Accounts		Beg Balance	Deposits	Withdrawals	Ending	Outstanding Rec	Outstanding Exp	Adj Balance
1	Checking Account	1,350,481.61	474,558.89	561,867.95	1,263,172.55	-6,087.95	239,670.44	1,496,755.04
3	Petty Cash	25.00	0.00	0.00	25.00	0.00	0.00	25.00
4	Cash Drawer 1	150.00	0.00	0.00	150.00	0.00	0.00	150.00
5	Cash Drawer 2	150.00	0.00	0.00	150.00	0.00	0.00	150.00
Total Cash:		1,350,806.61	474,558.89	561,867.95	1,263,497.55	-6,087.95	239,670.44	1,497,080.04
Investment Accounts		Beg Balance	Deposits	Withdrawals	Ending	Outstanding Rec	Outstanding Exp	Adj Balance
2	State Pool	4,698,086.11	19,026.66	0.00	4,717,112.77	0.00	0.00	4,717,112.77
Total Investments:		4,698,086.11	19,026.66	0.00	4,717,112.77	0.00	0.00	4,717,112.77
		6,048,892.72	493,585.55	561,867.95	5,980,610.32	-6,087.95	239,670.44	6,214,192.81

TREASURER'S REPORT
Fund Investments By Account

City Of White Salmon

Time: 12:59:52 Date: 05/16/2023

04/01/2023 To: 04/30/2023

Page: 4

Fund Totals:	Previous Balance	Purchases	Interest	Total Investments	Liquidated	Ending Balance
001 000 Current Expense	1,111,452.43		4,512.31	4,512.31		1,115,964.74
101 000 Street Fund	101,805.23		413.31	413.31		102,218.54
108 000 Municipal Capital Imp Fund	395,802.67		1,606.89	1,606.89		397,409.56
110 000 Fire Reserve Fund	343,367.35		1,394.01	1,394.01		344,761.36
112 000 General Govt Reserve Fund	348,984.85		1,416.82	1,416.82		350,401.67
121 000 Police Vehicle Reserve Fund	79,641.01		323.33	323.33		79,964.34
303 000 Hotel/Motel Taxes	109,136.07		443.07	443.07		109,579.14
401 000 Water Fund	101,805.23		413.31	413.31		102,218.54
402 000 Wastewater Collection Fund	305,415.70		1,239.94	1,239.94		306,655.64
408 000 Water Reserve Fund	105,135.72		426.83	426.83		105,562.55
409 000 Wastewater Reserve Fund	517,980.91		2,102.92	2,102.92		520,083.83
412 000 Water Rights Acquisition Fund	354,306.69		1,438.43	1,438.43		355,745.12
413 000 Water Bond Redemption Fund	65,847.85		267.33	267.33		66,115.18
415 000 Water Bond Reserve Fund	103,379.74		419.71	419.71		103,799.45
416 000 Wastewater Bond Reserve Fund	76,701.57		311.40	311.40		77,012.97
417 000 Treatment Plant Reserve Fund	368,642.28		1,496.63	1,496.63		370,138.91
418 000 Water Short Lived Asset Reserve Fund	197,156.28		800.42	800.42		197,956.70
2 - State Pool	<u>4,686,561.58</u>	<u>0.00</u>	<u>19,026.66</u>	<u>19,026.66</u>		<u>4,705,588.24</u>
	<u>4,686,561.58</u>	<u>0.00</u>	<u>19,026.66</u>	<u>19,026.66</u>		<u>4,705,588.24</u>

TREASURER'S REPORT

Fund Investment Totals

City Of White Salmon

04/01/2023 To: 04/30/2023

Time: 12:59:52 Date: 05/16/2023

Page: 5

Fund Totals:	Previous Balance	Purchases	Interest	Ttl Investments	Liquidated	Investment Bal	Available Cash
001 Current Expense	1,111,452.43		4,512.31	4,512.31		1,115,964.74	-121,848.83
101 Street Fund	101,805.23		413.31	413.31		102,218.54	127,512.97
108 Municipal Capital Imp Fund	395,802.67		1,606.89	1,606.89		397,409.56	88,209.18
110 Fire Reserve Fund	343,367.35		1,394.01	1,394.01		344,761.36	8,733.99
112 General Fund Reserve	348,984.85		1,416.82	1,416.82		350,401.67	25.17
121 Police Vehicle Reserve Fund	79,641.01		323.33	323.33		79,964.34	22,459.26
303 Hotel/Motel Taxes	109,136.07		443.07	443.07		109,579.14	67,200.17
307 New Pool Construction Fund						0.00	14,230.64
401 Water Fund	101,805.23		413.31	413.31		102,218.54	300,700.14
402 Wastewater Collection Fund	305,415.70		1,239.94	1,239.94		306,655.64	52,452.57
408 Water Reserve Fund	105,135.72		426.83	426.83		105,562.55	197,698.99
409 Wastewater Reserve Fund	517,980.91		2,102.92	2,102.92		520,083.83	128,588.92
412 Water Rights Acquisition Fund	354,306.69		1,438.43	1,438.43		355,745.12	82,743.14
413 Water Bond Redemption Fund	65,847.85		267.33	267.33		66,115.18	5,648.92
414 Wastewater Bond Redemption Fund						0.00	11,525.27
415 Water Bond Reserve Fund	103,379.74		419.71	419.71		103,799.45	9,740.00
416 Wastewater Bond Reserve Fund	76,701.57		311.40	311.40		77,012.97	0.43
417 Treatment Plant Reserve Fund	368,642.28		1,496.63	1,496.63		370,138.91	1,500.00
418 Water Short Lived Asset Reserve Fund	197,156.28		800.42	800.42		197,956.70	127,187.86
420 USDA Rural Development - Jewett Water Main Improve						0.00	150,500.00
601 Remittances						0.00	213.29
	4,686,561.58		19,026.66	19,026.66		4,705,588.24	1,275,022.08

Ending fund balance (Page 1) - Investment balance = Available cash.

5,980,610.32

TREASURER'S REPORT

Outstanding Vouchers

City Of White Salmon

04/01/2023 To: 04/30/2023

As Of: 04/30/2023 Date: 05/16/2023

Time: 12:59:52 Page: 6

Year	Trans#	Date	Type	Acct#	War#	Vendor	Amount	Memo
2023	1476	04/25/2023	Util Pay	1		Xpress Bill Pay	243.13	Xpress Import - EFT - 04-25-2023__daily_batch.csv
2023	1481	04/26/2023	Util Pay	1		Xpress Bill Pay	212.32	Xpress Import - EFT - 04-26-2023__daily_batch.csv
2023	1494	04/27/2023	Util Pay	1		Xpress Bill Pay	657.81	Xpress Import - CC - 04-27-2023__daily_batch.csv
2023	1495	04/27/2023	Util Pay	1		Xpress Bill Pay	452.26	Xpress Import - EFT - 04-27-2023__daily_batch.csv
2023	1496	04/27/2023	Util Pay	1		Xpress Bill Pay	40.00	Xpress Import - iPay - 04-27-2023__daily_batch.csv
2023	1497	04/28/2023	Tr Rec	1		Permitting Customer	100.00	
2023	1498	04/28/2023	Tr Rec	1		Risk Management Service Agency	887.09	Travel and Training for what was City Administrator's
2023	1499	04/28/2023	Tr Rec	1		Mitel Cloud Services Inc.	162.14	Telephone Utility Tax - March 2023
2023	1500	04/28/2023	Tr Rec	1		Metro PCS California, LLC	3.05	Telephone Utility Tax - March 2023
2023	1508	04/28/2023	Util Pay	1		Xpress Bill Pay	1,121.31	Xpress Import - CC - 04-28-2023__daily_batch.csv
2023	1509	04/28/2023	Util Pay	1		Xpress Bill Pay	667.44	Xpress Import - EFT - 04-28-2023__daily_batch.csv
2023	1510	04/28/2023	Util Pay	1		Xpress Bill Pay	96.44	Xpress Import - Metavante - 04-28-2023__daily_batch.csv
2023	1511	04/28/2023	Util Pay	1		Xpress Bill Pay	131.16	Xpress Import - iPay - 04-28-2023__daily_batch.csv
2023	1512	04/28/2023	Util Pay	1		Xpress Bill Pay	114.00	Xpress Import - CheckFree - 04-28-2023__daily_batch.csv
2023	1513	04/29/2023	Util Pay	1		Xpress Bill Pay	809.24	Xpress Import - CC - 04-29-2023__daily_batch.csv
2023	1514	04/29/2023	Util Pay	1		Xpress Bill Pay	262.03	Xpress Import - EFT - 04-29-2023__daily_batch.csv
2023	1515	04/30/2023	Util Pay	1		Xpress Bill Pay	128.53	Xpress Import - EFT - 04-30-2023__daily_batch.csv
Receipts Outstanding:							6,087.95	
2023	1669	04/30/2023	Payroll	1	EFT	Department Of Labor & Industries	7,964.42	1ST Quarter L&I: 01/01/2023 - 03/31/2023
2023	1501	04/28/2023	Claims	1	EFT	WA State Dept Revenue/Excise	11,128.18	March 2023 Excise Tax
2023	1672	04/30/2023	Payroll	1	EFT	Oregon Dept. of Revenue - Transit Tax	37.96	Pay Cycle(s) 01/01/2023 To 03/31/2023 - OR Transit Tax
2023	1671	04/30/2023	Payroll	1	EFT	Employment Security Department	812.05	1st Quarter Unemployment: 01/01/2023 - 03/31/2023
2023	1670	04/30/2023	Payroll	1	EFT	Employment Security Department - PFMLA	2,490.70	Pay Cycle(s) 01/01/2023 To 03/31/2023 - PFMLA
2016	1220	03/16/2016	Claims	1	31118	Cecelia Joan Huard C/O Brad Huard	6.20	Refund inactive customer credit balance
2017	8301	11/01/2017	Claims	1	33126	David & Angela Hill	87.43	041725.1 - 393 NECHERRY ST
2018	768	02/07/2018	Claims	1	33497	Renee Wuollet	11.38	020675.0 - 560 NECENTER PL
2018	1201	03/07/2018	Claims	1	33577	Chris Parker	3.17	040127.2 - 705 NECHURCH PLACE # E
2018	3179	06/20/2018	Claims	1	33915	Lourens and Monette Pretorius	16.96	053189.0 - 17 ANNIE LANE
2018	7272	09/05/2018	Payroll	1	34156	Savannah Vargas	49.10	Aug Payroll #2
2018	7524	09/20/2018	Payroll	1	34222	Savannah Vargas	20.68	Sept Payroll #1
2018	8618	12/05/2018	Payroll	1	34449	Angelina Heredia	27.70	Nov Payroll #2
2019	2627	06/05/2019	Claims	1	35066	Christopher Stiffler	168.00	Reimburse - Wildland Firefighter Exam Fee
2019	3568	08/07/2019	Claims	1	35245	Mark Long	179.21	071525.2 - 1196 WJEWETT BLVD 1198 - Refund Credit Balance On Utility Acct #4750

TREASURER'S REPORT

Outstanding Vouchers

City Of White Salmon

04/01/2023 To: 04/30/2023

As Of: 04/30/2023 Date: 05/16/2023

Time: 12:59:52 Page: 7

Year	Trans#	Date	Type	Acct#	War#	Vendor	Amount	Memo
2020	1811	05/06/2020	Claims	1	36098	James B Roberson Trust Lisa Doslu, Trustee	10.38	062750.0 - 625 SWWAUBISH ST- Credit Balance Refund
2021	218	01/20/2021	Claims	1	36799	Thomas Hood	4.71	073225.0 - 1180 SWTHORNTON DR - Utility Account 5592 Credit Balance Refund
2021	228	01/20/2021	Claims	1	36809	Jennifer Schwab	49.19	064200.1 - 366 SWEYRIE RD - Utility Account 5929 Credit Balance Refund
2021	232	01/20/2021	Claims	1	36813	Garret Zallen	0.05	022650.3 - 645 NEGRANDVIEW BLVD - Utility Account 1204 Credit Balance Refund
2021	1733	05/19/2021	Claims	1	37101	Nora B. Kyte	3.34	011450.0 - 552 SEOAK ST - Credit Balance Refund
2021	3458	10/06/2021	Claims	1	37455	Ernie's Locks & Keys LLC	325.00	Park - Locksmithing
2021	4396	12/20/2021	Payroll	1	37678	Christopher Stiffler	27.70	Dec Payroll #2
2022	4036	12/05/2022	Payroll	1	38651	Patricia F Fink	152.42	December Payroll #1
2022	4062	12/05/2022	Payroll	1	38659	David S Swann	559.64	December Payroll #1
2022	4120	12/07/2022	Claims	1	38665	Ryan Hardie Adam	24.71	PW - Meal Reimbursement - Travel & Training
2022	4280	12/20/2022	Payroll	1	38726	Joseph Ryan	55.41	December Payroll #2
2023	700	03/01/2023	Claims	1	38964	IIMC	185.00	Finance - IIMC Annual Membership 2023
2023	715	03/01/2023	Claims	1	38979	Reynier, Ron Atty At Law	1,400.00	City Prosecuting Agreement - March 2023
2023	735	03/06/2023	Payroll	1	38983	Patricia F Fink	152.01	March Payroll #1
2023	1107	04/05/2023	Payroll	1	40043	Patricia F Fink	152.01	April Payroll #1
2023	1192	04/05/2023	Claims	1	40083	Reynier, Ron Atty At Law	1,400.00	City Prosecuting Agreement - April 2023
2023	1392	04/19/2023	Claims	1	40102	American Water Works Association	255.00	PW - AWWA Membership - 2023
2023	1393	04/19/2023	Claims	1	40103	Aramark Uniform Services	352.35	PW/City Hall - Laundry Service/Floor Mats; PW/City Hall - Laundry Service/Floor Mats; PW/City Hall - Laundry Service/Floor Mats; PW/City Hall - Laundry Service/Floor Mats; PW/City Hall - Laundry Servi
2023	1396	04/19/2023	Claims	1	40106	CenturyLink	1,381.67	CenturyLink - Shop - 2023 April ; CenturyLink - Breathalyzer - 2023April ; CenturyLink - Shop Emergency Dialer - 2023 April ; CenturyLink - City Shop Broadband - 2023 April ; CenturyLink- City
2023	1397	04/19/2023	Claims	1	40107	Columbia Gorge News, LLC	660.00	Legal Advertising - #673 Notice of Ordinance Adoption 2023-03-1136; Legal Advertising - #672 Notice of Ordinance Adoption 2023-03-1136; Legal Advertising - #671 Notice of Ordinance Adoption 2023-03-11

TREASURER'S REPORT

Outstanding Vouchers

04/01/2023 To: 04/30/2023

As Of: 04/30/2023 Date: 05/16/2023

Time: 12:59:52 Page: 8

City Of White Salmon

Year	Trans#	Date	Type	Acct#	War#	Vendor	Amount	Memo
2023	1404	04/19/2023	Claims	1	40114	Ned Kindler	557.40	Vision Reimbursement - Eye glasses
2023	1409	04/19/2023	Claims	1	40119	Office Depot	403.23	City Hall - Office Supplies - Paper, Manila Folders; City Hall - Office Supplies - Metal sign; City Hall - Office Supplies - Sign holder, paper, wipes, envelops; City Hall - Office Supplies - Sign hol
2023	1416	04/19/2023	Claims	1	40126	Republic Services #487	518.45	Garbage Service March 2023
2023	1502	04/28/2023	Claims	1	40135	Bingen, City Of	30,388.89	March 2023 ERU
2023	1503	04/28/2023	Claims	1	40136	DCG Watershed	2,310.00	Environmental Consulting Services - 220534.6 White Salmon Wright Lot Line Adjustments; Environmental Consulting Services - 220534.4 White Salmon On-call Planning; Environmental Consulting Services - 2
2023	1504	04/28/2023	Claims	1	40137	Klickitat County Prosecutor	14.22	March Remittances
2023	1505	04/28/2023	Claims	1	40138	Knapp, O'Dell & Macpherson PLLC	3,828.00	Attorney Services - March 2023
2023	1506	04/28/2023	Claims	1	40139	WA State Treas. Cash Mgmt Dept	357.06	March Remittances
2023	1507	04/28/2023	Claims	1	40140	White Salmon, City Of	171,139.46	March 2023 Utility Taxes; January -April 2023 Overhead Cost Allocations
							<u>239,670.44</u>	

Fund	Claims	Payroll	Total
001 Current Expense	12,933.28	10,322.94	23,256.22
101 Street Fund	6,480.59	690.94	7,171.53
107	0.00	77.69	77.69
401 Water Fund	149,110.99	1,156.26	150,267.25
402 Wastewater Collection Fund	58,278.91	253.97	58,532.88
412 Water Rights Acquisition Fund	-6.41	0.00	-6.41
601 Remittances	371.28	0.00	371.28
	<u>227,168.64</u>	<u>12,501.80</u>	<u>239,670.44</u>

TREASURER'S REPORT

Signature Page

City Of White Salmon

04/01/2023 To: 04/30/2023

Time: 12:59:52 Date: 05/16/2023
Page: 9

We the undersigned officers for the City of White Salmon have reviewed the foregoing report and acknowledge that to the best of our knowledge this report is accurate and true:

Signed: _____
Clerk/Treasurer / Date

Signed: _____
Chairman Budget Committee / Date

City of White Salmon

April 2023 Treasurer's Report Reconciliation

	Revenue	Expenditures
	551,954.47	620,236.87
Treasurer's Receipts	212,746.51	342,715.05 Claims
Utility Receipts	280,789.04	213,457.50 Payroll
Interfund Transfers	68,267.01	68,267.01 Interfund Transfers
	0.00	0.00 Service Charge - Account Analysis
	0.00	0.00 Service Charge - Checks
Revenue to Expenditure	-887.09	-887.09 Revenue to Expenditure
Revenue to Expenditure	0.00	0.00 Revenue to Expenditure
Service Charge (NSF)	-3,607.61	0.00 Insufficient Funds
Service Charge (NSF)	-1,467.05	0.00 Insufficient Funds
Service Charge (NSF)	-115.91	0.00 Insufficient Funds
Service Charge (NSF)	-113.29	0.00 Insufficient Funds
Service Charge (NSF)	-79.86	0.00 Insufficient Funds
Service Charge (NSF)	-79.86	0.00 Insufficient Funds
Service Charge (NSF)	-231.82	0.00 Insufficient Funds
		-50.00 Stop Payment Check Amount
Expenditure to Revenue	-3,265.60	-3,265.60 Expenditure to Revenue-Building Permit Return
Expenditure to Revenue	0.00	0.00 Expenditure to Revenue
Expenditure to Revenue	0.00	0.00 Expenditure to Revenue
	551,954.47	620,236.87
	0.00	0.00

City of White Salmon
2023 April Treasurer's Report Reconciliation to Bank Statements

Treasurer's Report Ending Balance	5,980,610.32
Treasurer's Report Adjusted Ending Balance	6,219,189.78
Columbia State Bank (Cash)	1,496,825.04
US Bank (Time Value - Investment)	0.00
WA State Treasurer (State Pool - Investment)	4,717,112.77
Petty Cash	25.00
Drawer 1	150.00
Drawer 2	150.00
Drawer 3	0.00
Total Cash and Investments	6,214,262.81
Less Outstanding Checks (Treasurer's Report)	-239,670.44
Plus Outstanding Deposits (Page 1 of Treasurer's Report)	6,087.95
Bank Statement Adjusted Ending Balance	5,980,680.32
Difference	-70.00

Note: \$70 permitting payment taken twice in April, refund processed in May 2023 - will see correction in May 2023 Treasurer Report

1ST SECURITY BANK

STATEMENT OF ACCOUNTS

PAGE 1 OF 15

www.fsbwa.com

Branch Office
White Salmon
509-493-2500

Statement Period: 04-01-2023 to 04-30-2023

CITY OF WHITE SALMON
PO BOX 2139
WHITE SALMON WA 98672-2139

2



Summary of Deposit Account Activity

	Account #	Beginning Balance	Withdrawals/ Service Charges*	Deposits	Dividends/ Interest	Ending Balance
PF - WA 1st Business CHK	10012469	1,300,270.36	331,841.30	528,395.98	0.00	1,496,825.04

Deposit Account Activity

PF - WA 1st Business CHK - 10012469

0.00% Annual Percentage Yield Earned for this account

Deposits

Date	Amount	Transaction Description
04/03	55,088.58	External Deposit WA ST TREASURER REVDISTRIB 02530
04/03	162.43	External Deposit CITY OF WHITE SA CREDITS 195420338
04/03	381.53	External Deposit CITY OF WHITE SA - CREDITS 195462519
04/03	741.00	External Deposit PAYMENTECH - DEPOSIT 5708363
04/04	10,097.04	Deposit
04/04	515.54	External Deposit PAYMENTECH - DEPOSIT 5708363
04/04	705.18	External Deposit CITY OF WHITE SA - CREDITS 195543947
04/04	3,188.75	External Deposit PAYMENTECH - DEPOSIT 5708363
04/05	1,059.81	External Deposit PAYMENTECH - DEPOSIT 5708363
04/05	541.66	External Deposit WA ST TREASURER - REVDISTRIB 2530
04/05	912.40	External Deposit CITY OF WHITE SA - CREDITS 195635192
04/05	287.14	Deposit
04/05	2,099.62	Deposit
04/06	2,566.91	External Deposit PAYMENTECH - DEPOSIT 5708363
04/06	2,852.24	External Deposit CITY OF WHITE SA - CREDITS 195683731
04/07	1,867.63	External Deposit PAYMENTECH - DEPOSIT 5708363
04/07	125.00	External Deposit WA ST TREASURER - REVDISTRIB 2530
04/07	591.49	External Deposit CITY OF WHITE SA - CREDITS 195743315
04/07	9,368.84	Deposit
04/07	180.00	Deposit
04/07	11,324.15	Deposit
04/10	1,060.46	External Deposit PAYMENTECH - DEPOSIT 5708363
04/10	2,512.28	External Deposit CITY OF WHITE SA - CREDITS 195786940

Did you know that you can enjoy money-saving discounts on local dining, travel and shopping, plus other services you may be paying for now, with our 1st Rewards program? **Business customers:** contact your local branch to find out about free advertising opportunities on the 1st Rewards app!

Deposit Account Activity (continued)

Date	Amount	Transaction Description
04/10	7,625.17	Deposit
04/11	463.21	External Deposit PAYMENTECH - DEPOSIT 5708363
04/11	926.75	External Deposit PAYMENTECH - DEPOSIT 5708363
04/11	1,807.90	External Deposit PAYMENTECH - DEPOSIT 5708363
04/11	2,280.26	External Deposit CITY OF WHITE SA - CREDITS 195832358
04/11	54,635.91	Deposit
04/12	400.00	External Deposit WA ST TREASURER - REVDISTRIB 2530
04/12	1,188.64	External Deposit PAYMENTECH - DEPOSIT 5708363
04/12	30.93	External Deposit 1ST SECURITY BAN AP - AP 1ST SECURITY BANK/Acct7143 03.30.23/White Salmon Utilities
04/12	1,457.24	External Deposit CITY OF WHITE SA - CREDITS 195951688
04/12	10,797.76	Deposit
04/13	749.53	External Deposit PAYMENTECH - DEPOSIT 5708363
04/13	1,962.94	External Deposit CITY OF WHITE SA - CREDITS 196001028
04/13	1,850.15	Deposit
04/13	25.00	Deposit
04/14	350.00	External Deposit WA ST TREASURER - REVDISTRIB 2530
04/14	747.86	External Deposit PAYMENTECH - DEPOSIT 5708363
04/14	1,373.76	External Deposit CITY OF WHITE SA - CREDITS 196049351
04/14	2,763.05	Deposit
04/17	554.00	External Deposit WA ST HEALTH 3030230412AG80000000 - VENDOR PAY 979396!
04/17	905.52	External Deposit PAYMENTECH - DEPOSIT 5708363
04/17	2,977.40	External Deposit CITY OF WHITE SA - CREDITS 196098284
04/17	1,885.37	Deposit
04/18	525.00	External Deposit WA ST TREASURER - REVDISTRIB 2530
04/18	722.39	External Deposit PAYMENTECH - DEPOSIT 5708363
04/18	1,248.28	External Deposit PAYMENTECH - DEPOSIT 5708363
04/18	11,293.91	External Deposit PAYMENTECH - DEPOSIT 5708363
04/18	1,676.78	External Deposit CITY OF WHITE SA - CREDITS 196161097
04/18	10,317.28	Deposit
04/19	5,276.25	External Deposit PAYMENTECH - DEPOSIT 5708363
04/19	726.40	External Deposit CITY OF WHITE SA - CREDITS 196326113
04/19	804.34	Deposit
04/20	150.00	External Deposit WA ST TREASURER - REVDISTRIB 2530
04/20	6,286.31	External Deposit PAYMENTECH - DEPOSIT 5708363
04/20	49,943.19	External Deposit CITY WS DB 5200 - UTILPYM
04/20	9,191.58	External Deposit CITY OF WHITE SA - CREDITS 196384433
04/20	3,053.40	Deposit
04/21	545.98	External Deposit WA ST COMMERCE 1030230419CW65800000 - VENDOR PAY 986904!
04/21	8,332.27	External Deposit PAYMENTECH - DEPOSIT 5708363
04/21	57,791.03	External Deposit KCLICKITAT COUNTY ACH - KC REMIT KCT*5097734664*
04/21	5,525.80	External Deposit CITY OF WHITE SA - CREDITS 196442448
04/21	1,992.89	Deposit
04/24	4,422.18	External Deposit CITY OF WHITE SA - CREDITS 196572470
04/24	6,503.23	Deposit
04/25	194.46	External Deposit PAYMENTECH - DEPOSIT 5708363
04/25	400.00	External Deposit WA ST TREASURER - REVDISTRIB 2530
04/25	22,638.30	External Deposit PAYMENTECH - DEPOSIT 5708363
04/25	7,831.08	External Deposit CITY OF WHITE SA - CREDITS 196630487
04/25	1,418.34	Deposit
04/26	17,101.32	External Deposit CITY OF WHITE SA - CREDITS 196754932

Deposit Account Activity (continued)

Date	Amount	Transaction Description
04/26	129.50	Deposit
04/27	668.15	External Deposit PAYMENTECH - DEPOSIT 5708363
04/27	795.01	External Deposit CITY OF WHITE SA - CREDITS 196894232
04/27	1,773.43	Deposit
04/28	674.65	External Deposit PAYMENTECH - DEPOSIT 5708363
04/28	65,498.65	External Deposit WA ST TREASURER - REVDISTRIB 2530
04/28	518.43	External Deposit CITY OF WHITE SA - CREDITS 196935133
04/28	16,438.14	Deposit

Withdrawals

Date	Amount	Transaction Description
04/03	279.68	Check 40003
04/03	6,860.83	Check 40005
04/03	350.00	Check 40011
04/04	40.00	Over Counter Check 40018
04/04	1,535.46	External Withdrawal PAYMENTECH - FEE 5708363
04/04	116.48	Check 40030
04/04	482.68	Check 40041
04/05	34,944.52	External Withdrawal Vimly Benefit So - AWC ST-N3Y0X3W8I9I6
04/05	20,208.62	External Withdrawal IRS - USATAXPYMT 270349503879143
04/05	373.35	External Withdrawal Standard Ins - premium STASIC000238772
04/05	170.77	External Withdrawal LIFESECURE INSU LISTBILL - INSURANCE
04/05	54,017.75	External Withdrawal CITY WS DB - PAYROLL
04/05	699.10	External Withdrawal Xpress Bill Pay March Billing - Billing 10295
04/05	130.94	Check 40010
04/05	500.00	Check 40013
04/05	518.45	Check 40028
04/05	1,465.00	Check 40038
04/06	11,614.65	External Withdrawal WA DEPT RET SYS - DRS EPAY 4366724
04/06	499.00	External Withdrawal OR REVENUE DEPT - TAXPAYMENT 1690840192
04/06	75.00	External Withdrawal WA DEPT RET SYS - DRS EPAY 4366723
04/07	226.00	External Withdrawal WASHINGTON-DSHS WEB PAYMENTS - WA53000000 916001528
04/07	74.80	External Withdrawal AFLAC - INSURANCE EXM7062951
04/07	2,608.00	External Withdrawal CITY WS DB - DEPOSIT
04/07	1,221.60	External Withdrawal LIFESECURE INSU - INSURANCE
04/07	410.79	External Withdrawal LIFESECURE INSU - INSURANCE
04/07	2,373.39	Over Counter Check 40094
04/10	7,920.00	External Withdrawal USDA RD DCFO ACH TRANSACTION - PAYMENT
04/10	92.35	Over Counter Check 40045
04/10	455.00	Check 40020
04/11	7,240.59	Over Counter Check 40081
04/11	164.90	Over Counter Check 40086
04/11	864.50	Check 40046
04/11	1,758.41	Check 40052
04/11	1,173.10	Check 40061
04/11	280.14	Check 40062
04/11	775.97	Check 40064
04/11	3,288.72	Check 40065
04/11	1,018.56	Check 40067
04/11	1,327.83	Check 40073
04/11	546.36	Check 40077



Deposit Account Activity (continued)

Withdrawals (continued)

Date	Amount	Transaction Description
04/11	6,844.25	Check 40082
04/11	743.05	Check 40088
04/11	62.49	Check 40090
04/11	461.52	Check 40091
04/11	100.00	Check 40093
04/12	107.50	Check 40049
04/12	1,072.00	Check 40050
04/12	70.78	Check 40054
04/12	608.77	Check 40057
04/12	257.77	Check 40059
04/12	720.20	Check 40066
04/12	710.00	Check 40068
04/12	563.53	Check 40078
04/12	33.17	Check 40079
04/12	5,501.25	Check 40087
04/12	80.63	Check 40089
04/12	4,063.91	Check 40095
04/12	290.25	Check 40096
04/13	152.01	Check 40044
04/13	1,422.27	Check 40055
04/13	237.40	Check 40085
04/14	1,389.85	Over Counter Check 40063
04/14	277.95	Check 40056
04/14	515.00	Check 40074
04/14	1,117.13	Check 40092
04/14	275.00	Check 40097
04/17	525.00	Check 40051
04/17	1,309.32	Check 40053
04/17	1,835.74	Check 40069
04/17	430.97	Check 40070
04/17	1,720.00	Check 40075
04/17	455.00	Check 40076
04/18	69.00	Check 40084
04/19	1,507.51	Check 40060
04/19	116.97	Check 40080
04/20	17,718.80	External Withdrawal IRS - USATAXPYMT 270351062498669
04/20	445.00	External Withdrawal OR REVENUE DEPT - TAXPAYMENT 2017352832
04/20	47,912.62	External Withdrawal CITY WS DB - PAYROLL
04/20	10,752.23	External Withdrawal WA DEPT RET SYS - DRS EPAY 4370923
04/20	231.82	Descriptive Withdrawal 04/20/23 ACH File Rtn Jesse Papac - Account Does Not Exist
04/20	164.90	Check 40071
04/21	226.00	External Withdrawal WASHINGTON-DSHS WEB PAYMENTS - WA53000000 916001528
04/21	79.86	Descriptive Withdrawal 4/21 ACH File UTILPYM Rtn JOHNSON JAMES P - ACCT Frozen
04/21	79.86	Descriptive Withdrawal 4/21 ACH File UTILPYM Rtn VAUGHN KRISIT - NSF
04/21	1,308.89	Check 40058
04/24	110.00	External Withdrawal Starlink Service - Starlink S
04/24	115.91	Descriptive Withdrawal 4/24 ACH File UTILPYM Rtn DAUGHTERS KACIA - NSF
04/24	113.29	Descriptive Withdrawal 4/24 ACH File UTILPYM Rtn GLASS AND STEVE PORTER-ACCT Closed
04/24	248.24	Check 40048

Deposit Account Activity (continued)

Withdrawals (continued)

Date	Amount	Transaction Description
04/24	2,509.63	Check 40098
04/25	3,186.63	Over Counter Check 40122
04/25	34.50	Check 40099
04/25	12,324.92	Check 40100
04/25	60.00	Check 40101
04/25	130.94	Check 40108
04/25	1,289.58	Check 40110
04/25	603.70	Check 40117
04/25	375.00	Check 40123
04/25	142.00	Check 40125
04/25	780.00	Check 40128
04/25	47.78	Check 40129
04/25	25.00	Check 40131
04/25	270.34	Check 40132
04/26	7,372.11	Check 40047
04/26	781.00	Check 40072
04/26	218.85	Check 40104
04/26	1,564.80	Check 40109
04/26	175.00	Check 40115
04/26	1,233.60	Check 40124
04/26	1,986.68	Check 40133
04/27	45.00	Check 40105
04/27	408.08	Check 40112
04/27	951.95	Check 40113
04/27	400.00	Check 40116
04/27	1,958.75	Check 40118
04/27	105.07	Check 40120
04/27	1,116.46	Check 40130
04/28	300.00	Check 40111
04/28	3,547.50	Check 40121
04/28	3,265.60	Check 40127
04/28	772.93	Check 40134



Checks Paid

Check #	Date	Amount	Check #	Date	Amount	Check #	Date	Amount
40003	04/03	279.68	40047	04/26	7,372.11	40061	04/11	1,173.10
40005 *	04/03	6,860.83	40048	04/24	248.24	40062	04/11	280.14
40010 *	04/05	130.94	40049	04/12	107.50	40063	04/14	1,389.85
40011	04/03	350.00	40050	04/12	1,072.00	40064	04/11	775.97
40013 *	04/05	500.00	40051	04/17	525.00	40065	04/11	3,288.72
40018 *	04/04	40.00	40052	04/11	1,758.41	40066	04/12	720.20
40020 *	04/10	455.00	40053	04/17	1,309.32	40067	04/11	1,018.56
40028 *	04/05	518.45	40054	04/12	70.78	40068	04/12	710.00
40030 *	04/04	116.48	40055	04/13	1,422.27	40069	04/17	1,835.74
40038 *	04/05	1,465.00	40056	04/14	277.95	40070	04/17	430.97
40041 *	04/04	482.68	40057	04/12	608.77	40071	04/20	164.90
40044 *	04/13	152.01	40058	04/21	1,308.89	40072	04/26	781.00
40045	04/10	92.35	40059	04/12	257.77	40073	04/11	1,327.83
40046	04/11	864.50	40060	04/19	1,507.51	40074	04/14	515.00

Deposit Account Activity (continued)

Check #	Date	Amount	Check #	Date	Amount	Check #	Date	Amount
40075	04/17	1,720.00	40094	04/07	2,373.39	40116	04/27	400.00
40076	04/17	455.00	40095	04/12	4,063.91	40117	04/25	603.70
40077	04/11	546.36	40096	04/12	290.25	40118	04/27	1,958.75
40078	04/12	563.53	40097	04/14	275.00	40120 *	04/27	105.07
40079	04/12	33.17	40098	04/24	2,509.63	40121	04/28	3,547.50
40080	04/19	116.97	40099	04/25	34.50	40122	04/25	3,186.63
40081	04/11	7,240.59	40100	04/25	12,324.92	40123	04/25	375.00
40082	04/11	6,844.25	40101	04/25	60.00	40124	04/26	1,233.60
40084 *	04/18	69.00	40104 *	04/26	218.85	40125	04/25	142.00
40085	04/13	237.40	40105	04/27	45.00	40127 *	04/28	3,265.60
40086	04/11	164.90	40108 *	04/25	130.94	40128	04/25	780.00
40087	04/12	5,501.25	40109	04/26	1,564.80	40129	04/25	47.78
40088	04/11	743.05	40110	04/25	1,289.58	40130	04/27	1,116.46
40089	04/12	80.63	40111	04/28	300.00	40131	04/25	25.00
40090	04/11	62.49	40112	04/27	408.08	40132	04/25	270.34
40091	04/11	461.52	40113	04/27	951.95	40133	04/26	1,986.68
40092	04/14	1,117.13	40115 *	04/26	175.00	40134	04/28	772.93
40093	04/11	100.00						

(* indicates a break in check sequence)

	Statement Period Total	Year-to-Date Total
Total Overdraft Fees (Paid)	0.00	0.00
Total Returned Item Fees (Returned)	0.00	0.00

Local Government Investment Pool
Statement of Account for No: 02530
Primary Account
April 2023

CITY OF WHITE SALMON
PO BOX 2139
WHITE SALMON, WA 98672-8672

Date	Description	Comment	Deposits	Withdrawals	Balance
04/01/2023	Beginning Balance				4,698,086.11
04/30/2023	Month End Balance				4,698,086.11
	April Earnings	Daily Factor Earnings	19,026.66		
	Net Ending Balance				4,717,112.77

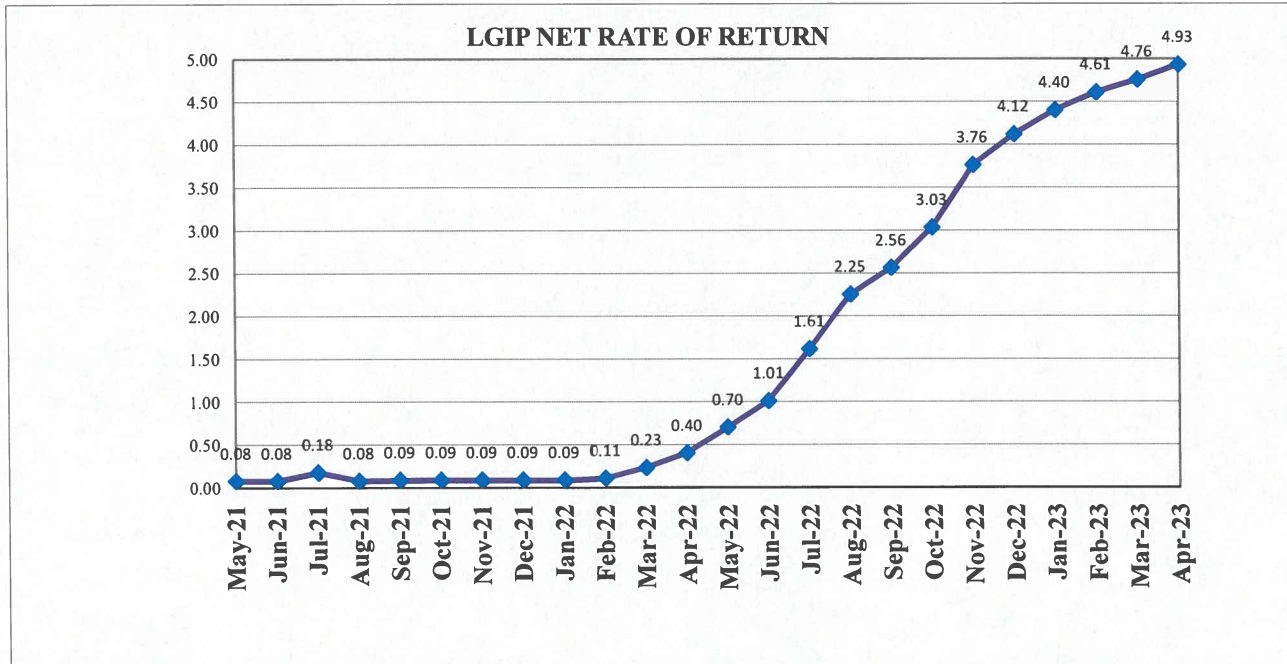
Account Summary

Beginning Balance:	4,698,086.11	Gross Earnings:	19,047.74
Deposits:	0.00	Administrative Fee:	21.08
Withdrawals:	0.00	Net Earnings:	19,026.66
Month End Balance:	4,698,086.11		
Administrative Fee Rate:	0.0055 %	Net Ending Balance:	4,717,112.77
Gross Earnings Rate:	4.9328 %		
Net Earnings Rate:	4.9273 %	Average Daily Balance:	4,698,086.11

**WASHINGTON STATE
LOCAL GOVERNMENT INVESTMENT POOL
April 30, 2023**

Investment Type	Average Balance	Apr-23	Average Balance	2023
	Apr-23	Percentage	CY 2023	Percentage
Agency Bullets	0.00	0.00%	0.00	0.00%
Agency Discount Notes	1,308,387,816.57	6.09%	1,902,719,892.67	9.45%
Agency Floating Rate Notes	4,282,314,067.00	19.92%	4,580,788,259.70	22.76%
Agency Variable Rate Notes	0.00	0.00%	0.00	0.00%
Certificates of Deposit	90,000,000.00	0.42%	80,784,375.00	0.40%
IB Bank Deposit	3,497,139,409.39	16.27%	3,308,653,868.38	16.44%
Repurchase Agreements	5,320,714,285.71	24.76%	4,544,466,666.66	22.58%
SOFR Floating Rate Notes	0.00	0.00%	0.00	0.00%
Supras - Bullets	0.00	0.00%	0.00	0.00%
Supras - Discount Notes	22,442,406.25	0.10%	613,164,704.86	3.05%
Supras- Floating Rate Notes	0.00	0.00%	0.00	0.00%
Supras - Variables	0.00	0.00%	0.00	0.00%
Term Repurchase Agreements	1,221,428,571.42	5.68%	315,000,000.00	1.56%
U.S. Treasury Securities	4,803,236,597.80	22.35%	3,918,371,297.55	19.46%
US Treasury Floating Rate Notes	947,326,725.46	4.41%	866,499,708.51	4.30%
Total Avg Daily Balance	21,492,989,879.61	100.00%	20,130,448,773.33	100.00%

Avg Days to Maturity 32 days



* Rates are calculated on a 365-day basis

**WASHINGTON STATE
LOCAL GOVERNMENT INVESTMENT POOL
April 30, 2023**

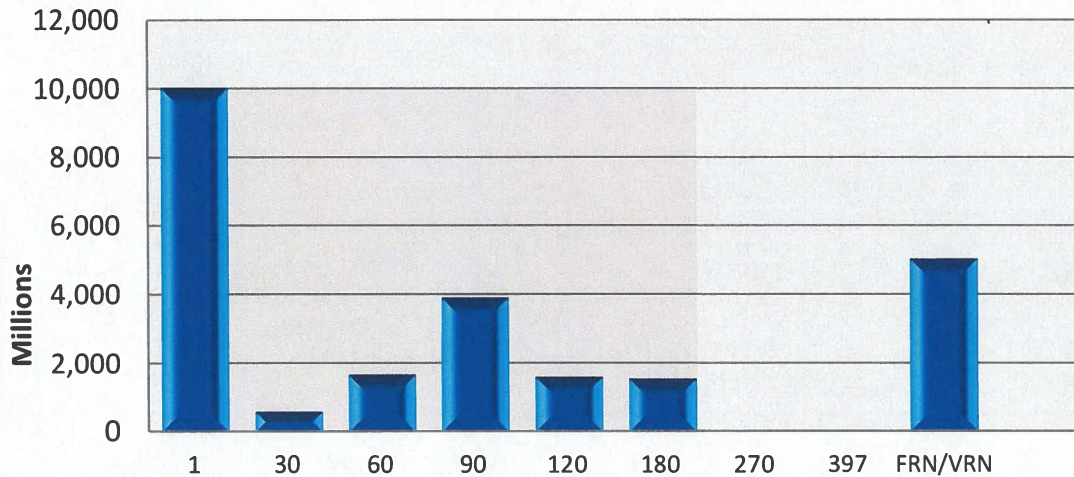
<u>DAYS TO MATURITY</u>	<u>\$ MATURING (PAR VALUE)*</u>	<u>% MATURING</u>	<u>CUMULATIVE % MATURING</u>
1	10,029.75	41.2%	41.2%
2-30	597.37	2.5%	43.6%
31-60	1,661.74	6.8%	50.4%
61-90	3,910.98	16.1%	66.5%
91-120	1,600.00	6.6%	73.1%
121-180	1,550.00	6.4%	79.4%
181-270	0.00	0.0%	79.4%
271-397	0.00	0.0%	79.4%
FRN/VRN	5,011.00	20.6%	100.0%

PORTFOLIO TOTAL:

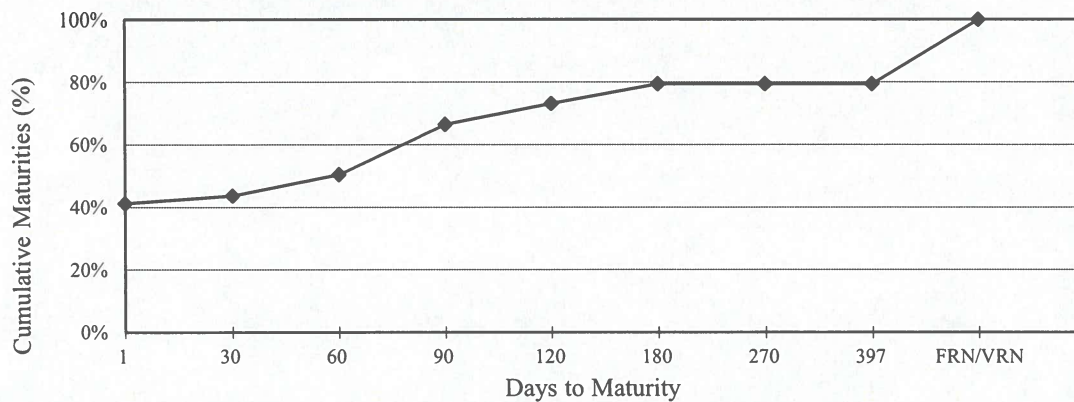
24,360.84

* Amounts in millions of dollars

LGIP MATURITY STRUCTURE



LGIP CUMULATIVE MATURITY STRUCTURE



BANK RECONCILIATION

City Of White Salmon

Time: 12:59:14 Date: 05/16/2023

04/01/2023 To: 04/30/2023

Page: 1

1 Checking Account

Date	Balance Forward	1,300,270.36
03/27/2023		162.43
03/28/2023		381.53
03/29/2023		705.18
03/30/2023		1,653.40
03/31/2023		57,002.50
04/01/2023		4,398.17
04/02/2023		244.44
04/03/2023		12,011.33
04/04/2023		7,711.46
04/05/2023		13,795.40
04/06/2023		14,015.54
04/07/2023		11,302.27
04/08/2023		1,075.49
04/09/2023		463.21
04/10/2023		56,959.11
04/11/2023		14,524.69
04/12/2023		4,730.72
04/13/2023		4,394.97
04/14/2023		6,092.34
04/15/2023		16,869.78
04/16/2023		1,729.41
04/17/2023		22,238.04
04/18/2023		12,037.83
04/19/2023		18,702.04
04/20/2023		91,418.46
04/21/2023		65,677.85
04/22/2023		310.37
04/23/2023		445.81
04/24/2023		1,854.29
04/25/2023		1,083.05
04/26/2023		2,448.08
04/27/2023		16,438.14
04/28/2023		65,498.65
	Total Credits:	528,375.98

Year	Trans#	Date	Type	Chk#	Vendor	
2023	498	02/15/2023	Claims	38924	FBI-LEEDA	50.00
2023	886	03/15/2023	Claims	40003	Aramark Uniform Services	279.68
2023	888	03/15/2023	Claims	40005	Axon Enterprise, Inc.	6,860.83
2023	893	03/15/2023	Claims	40010	DataPro Solutions, Inc	130.94
2023	894	03/15/2023	Claims	40011	Gower Law Office	350.00
2023	896	03/15/2023	Claims	40013	Invictus Defense Academy LLC	500.00
2023	901	03/15/2023	Claims	40018	Klickitat Skamania Utility Council	40.00
2023	903	03/15/2023	Claims	40020	Mosier WiNet	455.00
2023	911	03/15/2023	Claims	40028	Republic Services #487	518.45
2023	913	03/15/2023	Claims	40030	Shred-it USA LLC	116.48
2023	921	03/15/2023	Claims	40038	WA State Univ Conference Management	1,465.00
2023	924	03/15/2023	Claims	40041	Xerox Financial Services, LLC	482.68
2023	1585	04/03/2023	Claims		Chase Paymentech	1,535.46
2023	1100	04/05/2023	Payroll		Ryan Hardie Adam	1,866.24
2023	1101	04/05/2023	Payroll		Ethan Adkins	1,761.89
2023	1102	04/05/2023	Payroll		Jeff C Broderick	2,578.81
2023	1103	04/05/2023	Payroll		Erika Castro-Guzman	2,416.13
2023	1104	04/05/2023	Payroll		Jeffrey Cooper	3,418.37

BANK RECONCILIATION

City Of White Salmon

Time: 12:59:14 Date: 05/16/2023

04/01/2023 To: 04/30/2023

Page: 2

Year	Trans#	Date	Type	Chk#	Vendor	
2023	1105	04/05/2023	Payroll		Kate E Daniels	2,471.34
2023	1106	04/05/2023	Payroll		Andrew Dirks	2,332.41
2023	1108	04/05/2023	Payroll		Lisa L George	2,529.16
2023	1109	04/05/2023	Payroll	40044	Benjamin C Giant	152.01
2023	1110	04/05/2023	Payroll		Suzanne F Gilmer	92.35
2023	1111	04/05/2023	Payroll		Jason L Hartmann	152.01
2023	1112	04/05/2023	Payroll		Michael L Hepner	3,286.86
2023	1113	04/05/2023	Payroll		William F Hunsaker	2,905.37
2023	1114	04/05/2023	Payroll		Cynthia D Jewell	1,942.30
2023	1115	04/05/2023	Payroll		Marla A Keethler	1,715.67
2023	1116	04/05/2023	Payroll		Jason Kinley	2,472.87
2023	1117	04/05/2023	Payroll		Ross E Lambert	2,212.48
2023	1118	04/05/2023	Payroll		Joshua Lewis	2,982.11
2023	1119	04/05/2023	Payroll		David S Lindley	152.01
2023	1120	04/05/2023	Payroll		Madelynn M Mcllwain	2,683.37
2023	1121	04/05/2023	Payroll		Stephanie M Porter	2,664.36
2023	1122	04/05/2023	Payroll		Frank Randall	2,857.31
2023	1123	04/05/2023	Payroll		James A Ransier	152.01
2023	1124	04/05/2023	Payroll		Troy A Rayburn	3,394.81
2023	1125	04/05/2023	Payroll		Kelsey A Rooks	2,990.93
2023	1126	04/05/2023	Payroll		Troy Rosenburg	1,986.58
2023	1127	04/05/2023	Payroll	40045	Jess W Wardwell	92.35
2023	1131	04/05/2023	Payroll		AFLAC	74.80
2023	1132	04/05/2023	Payroll		Association Of WA Cities	34,944.52
2023	1133	04/05/2023	Payroll		Internal Revenue Service	20,208.62
2023	1134	04/05/2023	Payroll		LifeSecure Insurance Company	1,221.60
2023	1135	04/05/2023	Payroll		LifeSecure Insurance Company	410.79
2023	1136	04/05/2023	Payroll		LifeSecure Insurance Company	170.77
2023	1137	04/05/2023	Payroll		Oregon Department of Revenue	499.00
2023	1138	04/05/2023	Payroll		Standard Insurance	373.35
2023	1139	04/05/2023	Payroll		WA State Dept Retirement Systems	75.00
2023	1140	04/05/2023	Payroll		WA State Dept Retirement Systems	11,614.65
2023	1141	04/05/2023	Payroll		Washington State Support Registry	226.00
2023	1142	04/05/2023	Payroll	40046	WSCCCE	864.50
2023	1155	04/05/2023	Claims		Kenneth B. Woodrich PC	2,608.00
2023	1156	04/05/2023	Claims	40047	ARC Architects, Inc.	7,372.11
2023	1157	04/05/2023	Claims	40048	Ace Hardware	248.24
2023	1158	04/05/2023	Claims	40049	AmeriTitle, Inc.	107.50
2023	1159	04/05/2023	Claims	40050	BSK Associates	1,072.00
2023	1160	04/05/2023	Claims	40051	Yelitza Boots	525.00
2023	1161	04/05/2023	Claims	40052	Brenntag Pacific, Inc	1,758.41
2023	1162	04/05/2023	Claims	40053	Brightly Software, Inc	1,309.32
2023	1163	04/05/2023	Claims	40054	C.H. Urness Motor Co.	70.78
2023	1164	04/05/2023	Claims	40055	CenturyLink	1,422.27
2023	1165	04/05/2023	Claims	40056	Charter Communications	277.95
2023	1166	04/05/2023	Claims	40057	Coburn Electric, Inc.	608.77
2023	1167	04/05/2023	Claims	40058	Columbia Gorge News, LLC	1,308.89
2023	1168	04/05/2023	Claims	40059	Consolidated Sup Co Inc	257.77
2023	1169	04/05/2023	Claims	40060	Databar	1,507.51
2023	1170	04/05/2023	Claims	40061	Day Wireless Systems	1,173.10
2023	1171	04/05/2023	Claims	40062	Galls, LLC	280.14
2023	1172	04/05/2023	Claims	40063	Goldendale Tire Center	1,389.85
2023	1173	04/05/2023	Claims	40064	Gorge Networks Inc	775.97
2023	1174	04/05/2023	Claims	40065	H.D. Fowler Company	3,288.72
2023	1175	04/05/2023	Claims	40066	Hach Company	720.20
2023	1176	04/05/2023	Claims	40067	Hunsaker Oil Company Inc	1,018.56
2023	1177	04/05/2023	Claims	40068	Jaques Sharp	710.00

BANK RECONCILIATION

City Of White Salmon

Time: 12:59:14 Date: 05/16/2023

04/01/2023 To: 04/30/2023

Page: 3

Year	Trans#	Date	Type	Chk#	Vendor	
2023	1178	04/05/2023	Claims	40069	Johnson Controls Fire Protection LP	1,835.74
2023	1179	04/05/2023	Claims	40070	Marla Keethler	430.97
2023	1180	04/05/2023	Claims	40071	Ned Kindler	164.90
2023	1181	04/05/2023	Claims	40072	Knapp, O'Dell & Macpherson PLLC	781.00
2023	1182	04/05/2023	Claims	40073	Les Schwab Tire Center	1,327.83
2023	1183	04/05/2023	Claims	40074	Masonic Lodge # 163	515.00
2023	1184	04/05/2023	Claims	40075	Mather & Sons Pump Service Inc	1,720.00
2023	1185	04/05/2023	Claims	40076	Mosier WiNet	455.00
2023	1186	04/05/2023	Claims	40077	NAPA Auto Parts dba Gorge Auto Parts	546.36
2023	1187	04/05/2023	Claims	40078	NW Natural	563.53
2023	1188	04/05/2023	Claims	40079	One Call Concepts Inc	33.17
2023	1189	04/05/2023	Claims	40080	Owen Equipment Company	116.97
2023	1190	04/05/2023	Claims	40081	PUD No 1 Of Klickitat County	7,240.59
2023	1191	04/05/2023	Claims	40082	Radcomp Technologies	6,844.25
2023	1193	04/05/2023	Claims	40084	Same Day Stage	69.00
2023	1194	04/05/2023	Claims	40085	Shred-it USA LLC	237.40
2023	1195	04/05/2023	Claims	40086	Larry Spencer	164.90
2023	1196	04/05/2023	Claims	40087	DCG Watershed	5,501.25
2023	1197	04/05/2023	Claims	40088	Traffic Safety Supply Co. Inc.	743.05
2023	1198	04/05/2023	Claims	40089	TransUnion Risk & Alternative	80.63
2023	1199	04/05/2023	Claims	40090	Tum-A-Lum Lumber	62.49
2023	1200	04/05/2023	Claims	40091	Valin Corporation	461.52
2023	1201	04/05/2023	Claims	40092	Verizon Wireless	1,117.13
2023	1202	04/05/2023	Claims	40093	WA State Criminal Justice Training Com	100.00
2023	1203	04/05/2023	Claims	40094	White Salmon, City Of	2,373.39
2023	1204	04/05/2023	Claims	40095	Wilcox & Flegel	4,063.91
2023	1205	04/05/2023	Claims	40096	Xerox Financial Services, LLC	290.25
2023	1206	04/05/2023	Claims	40097	Zaya LLC	275.00
2023	1234	04/05/2023	Claims		Xpress Bill Pay	699.10
2023	1289	04/10/2023	Claims		USDA Rural Development	7,920.00
2023	1290	04/13/2023	Claims	40098	Motorola Solutions, Inc.	2,509.63
2023	1291	04/13/2023	Claims	40099	Propio LS LLC	34.50
2023	1292	04/13/2023	Claims	40100	US Bank	12,324.92
2023	1332	04/17/2023	Ser Chge		Mt. Adams Ltl League Irrg	3,607.61
2023	1333	04/17/2023	Ser Chge		Mt. Adams Ltl League Irrg	1,467.05
2023	1391	04/19/2023	Claims	40101	A WorkSAFE Services, Inc.	60.00
2023	1394	04/19/2023	Claims	40104	Bob's Welding and Auto Repair, Inc	218.85
2023	1395	04/19/2023	Claims	40105	Builders Exchange of WA., Inc	45.00
2023	1398	04/19/2023	Claims	40108	DataPro Solutions, Inc	130.94
2023	1399	04/19/2023	Claims	40109	Databar	1,564.80
2023	1400	04/19/2023	Claims	40110	Department of Enterprise Services	1,289.58
2023	1401	04/19/2023	Claims	40111	FLI Landscape LLC	300.00
2023	1402	04/19/2023	Claims	40112	H.D. Fowler Company	408.08
2023	1403	04/19/2023	Claims	40113	Hach Company	951.95
2023	1405	04/19/2023	Claims	40115	Klickitat County Health Dept	175.00
2023	1406	04/19/2023	Claims	40116	C/o Mill Creek Police Dpt L.E.I.R.A.	400.00
2023	1407	04/19/2023	Claims	40117	Les Schwab Tire Center	603.70
2023	1408	04/19/2023	Claims	40118	Nelson Nygaard Consulting Assoc., Inc.	1,958.75
2023	1410	04/19/2023	Claims	40120	Onsite Supply House LLC	105.07
2023	1411	04/19/2023	Claims	40121	Oregon Rifleworks, LLC	3,547.50
2023	1412	04/19/2023	Claims	40122	PUD No 1 Of Klickitat County	3,186.63
2023	1413	04/19/2023	Claims	40123	Pioneer Surveying Engineering Inc	375.00
2023	1414	04/19/2023	Claims	40124	Proforce Law Enforcement	1,233.60
2023	1415	04/19/2023	Claims	40125	Public Safety Testing	142.00
2023	1417	04/19/2023	Claims	40127	Aaron Russell	3,265.60
2023	1418	04/19/2023	Claims	40128	SeaWestern Fire Fighting Equipment	780.00
2023	1419	04/19/2023	Claims	40129	Tum-A-Lum Lumber	47.78

BANK RECONCILIATION

City Of White Salmon

Time: 12:59:14 Date: 05/16/2023

04/01/2023 To: 04/30/2023

Page: 4

Year	Trans#	Date	Type	Chk#	Vendor	
2023	1420	04/19/2023	Claims	40130	Verizon Wireless	1,116.46
2023	1421	04/19/2023	Claims	40131	WA State Dept Retirement Systems	25.00
2023	1422	04/19/2023	Claims	40132	Walter E. Nelson Co.	270.34
2023	1423	04/19/2023	Claims	40133	Wilcox & Flegel	1,986.68
2023	1424	04/19/2023	Claims	40134	Xerox Financial Services, LLC	772.93
2023	1359	04/20/2023	Payroll		Ryan Hardie Adam	2,379.85
2023	1360	04/20/2023	Payroll		Ethan Adkins	1,633.27
2023	1361	04/20/2023	Payroll		Jeff C Broderick	2,581.90
2023	1362	04/20/2023	Payroll		Erika Castro-Guzman	2,125.70
2023	1363	04/20/2023	Payroll		Jeffrey Cooper	2,414.10
2023	1364	04/20/2023	Payroll		Kate E Daniels	2,253.29
2023	1365	04/20/2023	Payroll		Andrew Dirks	2,176.42
2023	1366	04/20/2023	Payroll		Lisa L George	2,131.51
2023	1367	04/20/2023	Payroll		Michael L Hepner	3,296.13
2023	1368	04/20/2023	Payroll		William F Hunsaker	2,906.99
2023	1369	04/20/2023	Payroll		Cynthia D Jewell	1,734.48
2023	1370	04/20/2023	Payroll		Jason Kinley	1,569.13
2023	1371	04/20/2023	Payroll		Ross E Lambert	2,367.65
2023	1372	04/20/2023	Payroll		Joshua Lewis	2,068.09
2023	1373	04/20/2023	Payroll		Madelynn M Mcllwain	2,369.98
2023	1374	04/20/2023	Payroll		Stephanie M Porter	2,662.76
2023	1375	04/20/2023	Payroll		Frank Randall	2,839.96
2023	1376	04/20/2023	Payroll		Troy A Rayburn	3,397.19
2023	1377	04/20/2023	Payroll		Kelsey A Rooks	3,349.76
2023	1378	04/20/2023	Payroll		Troy Rosenburg	1,654.46
2023	1379	04/20/2023	Payroll		Internal Revenue Service	17,718.80
2023	1380	04/20/2023	Payroll		Oregon Department of Revenue	445.00
2023	1381	04/20/2023	Payroll		WA State Dept Retirement Systems	75.00
2023	1382	04/20/2023	Payroll		WA State Dept Retirement Systems	10,677.23
2023	1383	04/20/2023	Payroll		Washington State Support Registry	226.00
2023	1701	04/20/2023	Ser Chge		Jesse Papac	231.82
2023	1657	04/21/2023	Ser Chge		Kacia Daughters	115.91
2023	1659	04/21/2023	Ser Chge		James P Johnson	79.86
2023	1660	04/21/2023	Ser Chge		Kristi Vaughn	79.86
2023	1454	04/24/2023	Claims		Starlink	110.00
2023	1658	04/24/2023	Ser Chge		Krista Glass and Steve Porter	113.29

Total Debits: 336,965.96

Reconciled Bank Balance: 1,491,680.38

2023	1476	04/25/2023	Util Pay	60241	Xpress Bill Pay	243.13
2023	1481	04/26/2023	Util Pay	60246	Xpress Bill Pay	212.32
2023	1494	04/27/2023	Util Pay	60259	Xpress Bill Pay	657.81
2023	1495	04/27/2023	Util Pay	60260	Xpress Bill Pay	452.26
2023	1496	04/27/2023	Util Pay	60261	Xpress Bill Pay	40.00
2023	1497	04/28/2023	Tr Rec	60262	Permitting Customer	100.00
2023	1498	04/28/2023	Tr Rec	60263	Risk Management Service Agency	887.09
2023	1499	04/28/2023	Tr Rec	60264	Mitel Cloud Services Inc.	162.14
2023	1500	04/28/2023	Tr Rec	60265	Metro PCS California, LLC	3.05
2023	1508	04/28/2023	Util Pay	60266	Xpress Bill Pay	1,121.31
2023	1509	04/28/2023	Util Pay	60267	Xpress Bill Pay	667.44
2023	1510	04/28/2023	Util Pay	60268	Xpress Bill Pay	96.44
2023	1511	04/28/2023	Util Pay	60269	Xpress Bill Pay	131.16
2023	1512	04/28/2023	Util Pay	60270	Xpress Bill Pay	114.00
2023	1513	04/29/2023	Util Pay	60271	Xpress Bill Pay	809.24
2023	1514	04/29/2023	Util Pay	60272	Xpress Bill Pay	262.03
2023	1515	04/30/2023	Util Pay	60273	Xpress Bill Pay	128.53
2023	1697	04/30/2023	Adjustmt			

BANK RECONCILIATION

City Of White Salmon

Time: 12:59:14 Date: 05/16/2023

04/01/2023 To: 04/30/2023

Page: 5

Outstanding Credits: -6,087.95

2016	1220	03/16/2016	Claims	31118	Huard C/O Brad Huard, Cecelia Joan	6.20
2017	8301	11/01/2017	Claims	33126	Hill, David & Angela	87.43
2018	768	02/07/2018	Claims	33497	Wuollet, Renee	11.38
2018	1201	03/07/2018	Claims	33577	Parker, Chris	3.17
2018	3179	06/20/2018	Claims	33915	Pretorius, Lourens and Monette	16.96
2018	7272	09/05/2018	Payroll	34156	Vargas, Savannah	49.10
2018	7524	09/20/2018	Payroll	34222	Vargas, Savannah	20.68
2018	8618	12/05/2018	Payroll	34449	Heredia, Angelina	27.70
2019	2627	06/05/2019	Claims	35066	Stiffler, Christopher	168.00
2019	3568	08/07/2019	Claims	35245	Long, Mark	179.21
2020	1811	05/06/2020	Claims	36098	Lisa Doslu, Trustee, James B Roberson Trust	10.38
2021	218	01/20/2021	Claims	36799	Hood, Thomas	4.71
2021	228	01/20/2021	Claims	36809	Schwab, Jennifer	49.19
2021	232	01/20/2021	Claims	36813	Zallen, Garret	0.05
2021	1733	05/19/2021	Claims	37101	Kyte, Nora B.	3.34
2021	3458	10/06/2021	Claims	37455	Ernie's Locks & Keys LLC	325.00
2021	4396	12/20/2021	Payroll	37678	Stiffler, Christopher	27.70
2022	4036	12/05/2022	Payroll	38651	Fink, Patricia F	152.42
2022	4062	12/05/2022	Payroll	38659	Swann, David S	559.64
2022	4120	12/07/2022	Claims	38665	Adam, Ryan Hardie	24.71
2022	4280	12/20/2022	Payroll	38726	Ryan, Joseph	55.41
2023	57	01/04/2023	Claims	38767	Springbrook Holding Company LLC	
2023	700	03/01/2023	Claims	38964	IIMC	185.00
2023	715	03/01/2023	Claims	38979	Reynier, Ron Atty At Law	1,400.00
2023	735	03/06/2023	Payroll	38983	Fink, Patricia F	152.01
2023	1107	04/05/2023	Payroll	40043	Fink, Patricia F	152.01
2023	1192	04/05/2023	Claims	40083	Reynier, Ron Atty At Law	1,400.00
2023	1392	04/19/2023	Claims	40102	American Water Works Association	255.00
2023	1393	04/19/2023	Claims	40103	Aramark Uniform Services	352.35
2023	1396	04/19/2023	Claims	40106	CenturyLink	1,381.67
2023	1397	04/19/2023	Claims	40107	Columbia Gorge News, LLC	660.00
2023	1404	04/19/2023	Claims	40114	Kindler, Ned	557.40
2023	1409	04/19/2023	Claims	40119	Office Depot	403.23
2023	1416	04/19/2023	Claims	40126	Republic Services #487	518.45
2023	1501	04/28/2023	Claims		WA State Dept Revenue/Excise	11,128.18
2023	1502	04/28/2023	Claims	40135	Bingen, City Of	30,388.89
2023	1503	04/28/2023	Claims	40136	DCG Watershed	2,310.00
2023	1504	04/28/2023	Claims	40137	Klickitat County Prosecutor	14.22
2023	1505	04/28/2023	Claims	40138	Knapp, O'Dell & Macpherson PLLC	3,828.00
2023	1506	04/28/2023	Claims	40139	WA State Treas. Cash Mgmt Dept	357.06
2023	1507	04/28/2023	Claims	40140	White Salmon, City Of	171,139.46
2023	1669	04/30/2023	Payroll		Department Of Labor & Industries	7,964.42
2023	1670	04/30/2023	Payroll		Employment Security Department - PFMLA	2,490.70
2023	1671	04/30/2023	Payroll		Employment Security Department	812.05
2023	1672	04/30/2023	Payroll		Oregon Dept. of Revenue - Transit Tax	37.96

Outstanding Debits: 239,670.44

Reconciled Book Balance: 1,263,242.55

BANK RECONCILIATION

City Of White Salmon

Time: 16:08:49 Date: 05/10/2023

04/01/2023 To: 04/30/2023

Page: 1

2 State Pool

Date	Balance Forward	4,698,086.11
04/30/2023		<u>19,026.66</u>
	Total Credits:	19,026.66

Year	Trans#	Date	Type	Chk#	Vendor
------	--------	------	------	------	--------

Total Debits:	<u>0.00</u>
---------------	-------------

Reconciled Bank Balance:	4,717,112.77
--------------------------	--------------

Outstanding Credits:	<u> </u>
----------------------	-----------------------------

Outstanding Debits:	<u> </u>
---------------------	-----------------------------

Reconciled Book Balance:	<u>4,717,112.77</u>
---------------------------------	----------------------------

BANK RECONCILIATION

City Of White Salmon

Time: 16:09:14 Date: 05/10/2023

04/01/2023 To: 04/30/2023

Page: 1

3 Petty Cash

Date	Balance Forward	25.00
------	-----------------	-------

Total Credits:	0.00
----------------	------

Year	Trans#	Date	Type	Chk#	Vendor
------	--------	------	------	------	--------

Total Debits:	0.00
---------------	------

Reconciled Bank Balance:	25.00
--------------------------	-------

Outstanding Credits:	
----------------------	--

Outstanding Debits:	
---------------------	--

Reconciled Book Balance:	25.00
---------------------------------	--------------

BANK RECONCILIATION

City Of White Salmon

Time: 16:09:24 Date: 05/10/2023

04/01/2023 To: 04/30/2023

Page: 1

4 Cash Drawer 1

Date	Balance Forward	150.00
------	-----------------	--------

Total Credits:	0.00
----------------	------

Year	Trans#	Date	Type	Chk#	Vendor
------	--------	------	------	------	--------

Total Debits:	0.00
---------------	------

Reconciled Bank Balance:	150.00
--------------------------	--------

Outstanding Credits:	
----------------------	--

Outstanding Debits:	
---------------------	--

Reconciled Book Balance:	150.00
---------------------------------	---------------

BANK RECONCILIATION

City Of White Salmon

Time: 16:09:34 Date: 05/10/2023

04/01/2023 To: 04/30/2023

Page: 1

5 Cash Drawer 2

Date Balance Forward 150.00

Total Credits: 0.00

Year Trans# Date Type Chk# Vendor

Total Debits: 0.00

Reconciled Bank Balance: 150.00

Outstanding Credits: _____

Outstanding Debits: _____

Reconciled Book Balance: 150.00