

City of White Salmon
September 2022
Budget Report

TREASURER'S REPORT

Fund Totals

City Of White Salmon

Time: 09:36:29 Date: 10/10/2022

09/01/2022 To: 09/30/2022

Page: 1

Fund	Previous Balance	Revenue	Expenditures	Ending Balance	Claims Clearing	Payroll Clearing	Outstanding Deposits	Adjusted Ending Balance
001 Current Expense	1,569,486.53	157,987.02	199,345.05	1,528,128.50	11,534.20	199.91	-60.00	1,539,802.61
101 Street Fund	269,369.40	23,772.49	42,775.48	250,366.41	5,301.88	0.00	0.00	255,668.29
107 Pool Fund	0.00	0.00		0.00	0.00	77.69	0.00	77.69
108 Municipal Capital Imp Fund	458,758.01	4,896.23		463,654.24	0.00	0.00	0.00	463,654.24
110 Fire Reserve Fund	335,880.80	601.24		336,482.04	0.00	0.00	0.00	336,482.04
112 General Fund Reserve	341,133.37	715.09		341,848.46	0.00	0.00	0.00	341,848.46
121 Police Vehicle Reserve Fund	132,286.19	5,163.88		137,450.07	0.00	0.00	0.00	137,450.07
303 Hotel/Motel Taxes	162,615.99	7,159.86		169,775.85	0.00	0.00	0.00	169,775.85
307 New Pool Construction Fund	2,563.96	0.00		2,563.96	0.00	0.00	0.00	2,563.96
401 Water Fund	254,013.68	151,160.79	209,563.21	195,611.26	1,973.84	0.00	-3,095.81	194,489.29
402 Wastewater Collection Fund	385,541.96	87,181.59	90,718.37	382,005.18	7,332.63	0.00	-1,412.75	387,925.06
408 Water Reserve Fund	157,815.69	73.89		157,889.58	0.00	0.00	0.00	157,889.58
409 Wastewater Reserve Fund	565,341.82	9,189.72		574,531.54	0.00	0.00	0.00	574,531.54
412 Water Rights Acquisition Fund	381,463.64	14,280.87		395,744.51	-6.41	0.00	-210.03	395,528.07
413 Water Bond Redemption Fund	75,504.62	9,428.67	7,920.00	77,013.29	0.00	0.00	0.00	77,013.29
414 Wastewater Bond Redemption Fund	11,449.74	0.00		11,449.74	0.00	0.00	0.00	11,449.74
415 Water Bond Reserve Fund	99,557.62	1,781.46		101,339.08	0.00	0.00	0.00	101,339.08
416 Wastewater Bond Reserve Fund	74,980.36	155.43		75,135.79	0.00	0.00	0.00	75,135.79
417 Treatment Plant Reserve Fund	614,298.30	2,481.84	255,976.74	360,803.40	255,976.74	0.00	0.00	616,780.14
418 Water Short Lived Asset Reserve Fund	241,128.21	16,878.39	4,391.62	253,614.98	0.00	0.00	0.00	253,614.98
420 USDA Rural Development - Jewett Water Main Improvements	100,291.68	12,541.67		112,833.35	0.00	0.00	0.00	112,833.35
601 Remittances	615.15	95.22	615.15	95.22	0.00	0.00	0.00	95.22
	6,234,096.72	505,545.35	811,305.62	5,928,336.45	282,112.88	277.60	-4,778.59	6,205,948.34

TREASURER'S REPORT

Account Totals

City Of White Salmon

Time: 09:36:29 Date: 10/10/2022

09/01/2022 To: 09/30/2022

Page: 2

Cash Accounts		Beg Balance	Deposits	Withdrawals	Ending	Outstanding Rec	Outstanding Exp	Adj Balance
1	Checking Account	2,709,320.15	443,359.86	756,539.71	2,396,140.30	-4,778.59	282,390.48	2,673,752.19
3	Petty Cash	25.00	0.00	0.00	25.00	0.00	0.00	25.00
4	Cash Drawer 1	150.00	0.00	0.00	150.00	0.00	0.00	150.00
5	Cash Drawer 2	150.00	0.00	0.00	150.00	0.00	0.00	150.00
Total Cash:		<u>2,709,645.15</u>	<u>443,359.86</u>	<u>756,539.71</u>	<u>2,396,465.30</u>	<u>-4,778.59</u>	<u>282,390.48</u>	<u>2,674,077.19</u>
Investment Accounts		Beg Balance	Deposits	Withdrawals	Ending	Outstanding Rec	Outstanding Exp	Adj Balance
2	State Pool	3,524,451.57	7,419.58	0.00	3,531,871.15	0.00	0.00	3,531,871.15
Total Investments:		<u>3,524,451.57</u>	<u>7,419.58</u>	<u>0.00</u>	<u>3,531,871.15</u>	<u>0.00</u>	<u>0.00</u>	<u>3,531,871.15</u>
		<u>6,234,096.72</u>	<u>450,779.44</u>	<u>756,539.71</u>	<u>5,928,336.45</u>	<u>-4,778.59</u>	<u>282,390.48</u>	<u>6,205,948.34</u>

TREASURER'S REPORT
Fund Investments By Account

City Of White Salmon

Time: 09:36:29 Date: 10/10/2022

09/01/2022 To: 09/30/2022

Page: 3

Fund Totals:	Previous Balance	Purchases	Interest	Total Investments	Liquidated	Ending Balance
001 000 Current Expense	887,398.41		1,868.13	1,868.13		889,266.54
108 000 Municipal Capital Imp Fund	386,889.67		814.47	814.47		387,704.14
110 000 Fire Reserve Fund	285,602.13		601.24	601.24		286,203.37
112 000 General Govt Reserve Fund	339,680.20		715.09	715.09		340,395.29
121 000 Police Vehicle Reserve Fund	77,847.58		163.88	163.88		78,011.46
303 000 Hotel/Motel Taxes	30,171.09		63.52	63.52		30,234.61
408 000 Water Reserve Fund	35,099.55		73.89	73.89		35,173.44
409 000 Wastewater Reserve Fund	406,803.89		856.39	856.39		407,660.28
412 000 Water Rights Acquisition Fund	295,473.48		622.02	622.02		296,095.50
413 000 Water Bond Redemption Fund	64,365.02		135.50	135.50		64,500.52
415 000 Water Bond Reserve Fund	74,322.88		156.46	156.46		74,479.34
416 000 Wastewater Bond Reserve Fund	73,831.93		155.43	155.43		73,987.36
417 000 Treatment Plant Reserve Fund	466,395.43		981.84	981.84		467,377.27
418 000 Water Short Lived Asset Reserve Fund	100,570.31		211.72	211.72		100,782.03
2 - State Pool	<u>3,524,451.57</u>	<u>0.00</u>	<u>7,419.58</u>	<u>7,419.58</u>		<u>3,531,871.15</u>
	<u>3,524,451.57</u>	<u>0.00</u>	<u>7,419.58</u>	<u>7,419.58</u>		<u>3,531,871.15</u>

TREASURER'S REPORT
Fund Investment Totals

City Of White Salmon

09/01/2022 To: 09/30/2022

Time: 09:36:29 Date: 10/10/2022

Page: 4

Fund Totals:	Previous Balance	Purchases	Interest	Ttl Investments	Liquidated	Investment Bal	Available Cash
001 Current Expense	887,398.41		1,868.13	1,868.13		889,266.54	638,861.96
101 Street Fund						0.00	250,366.41
108 Municipal Capital Imp Fund	386,889.67		814.47	814.47		387,704.14	75,950.10
110 Fire Reserve Fund	285,602.13		601.24	601.24		286,203.37	50,278.67
112 General Fund Reserve	339,680.20		715.09	715.09		340,395.29	1,453.17
121 Police Vehicle Reserve Fund	77,847.58		163.88	163.88		78,011.46	59,438.61
303 Hotel/Motel Taxes	30,171.09		63.52	63.52		30,234.61	139,541.24
307 New Pool Construction Fund						0.00	2,563.96
401 Water Fund						0.00	195,611.26
402 Wastewater Collection Fund						0.00	382,005.18
408 Water Reserve Fund	35,099.55		73.89	73.89		35,173.44	122,716.14
409 Wastewater Reserve Fund	406,803.89		856.39	856.39		407,660.28	166,871.26
412 Water Rights Acquisition Fund	295,473.48		622.02	622.02		296,095.50	99,649.01
413 Water Bond Redemption Fund	64,365.02		135.50	135.50		64,500.52	12,512.77
414 Wastewater Bond Redemption Fund						0.00	11,449.74
415 Water Bond Reserve Fund	74,322.88		156.46	156.46		74,479.34	26,859.74
416 Wastewater Bond Reserve Fund	73,831.93		155.43	155.43		73,987.36	1,148.43
417 Treatment Plant Reserve Fund	466,395.43		981.84	981.84		467,377.27	-106,573.87
418 Water Short Lived Asset Reserve Fund	100,570.31		211.72	211.72		100,782.03	152,832.95
420 USDA Rural Development - Jewett Water Main Improve						0.00	112,833.35
601 Remittances						0.00	95.22
	3,524,451.57		7,419.58	7,419.58		3,531,871.15	2,396,465.30

Ending fund balance (Page 1) - Investment balance = Available cash.

5,928,336.45

TREASURER'S REPORT

Outstanding Vouchers

City Of White Salmon

09/01/2022 To: 09/30/2022

As Of: 09/30/2022 Date: 10/10/2022

Time: 09:36:29 Page: 5

Year	Trans#	Date	Type	Acct#	War#	Vendor	Amount	Memo
2022	3255	09/27/2022	Util Pay	1		Xpress Bill Pay	212.12	Xpress Import - Metavante - 09-27-2022__daily_batch
2022	3264	09/28/2022	Util Pay	1		Xpress Bill Pay	116.06	Xpress Import - EFT - 09-28-2022__daily_batch.csv
2022	3269	09/29/2022	Tr Rec	1		Permitting Customer	60.00	
2022	3270	09/29/2022	Util Pay	1		Xpress Bill Pay	1,120.99	Xpress Import - CC - 09-29-2022__daily_batch.csv
2022	3271	09/29/2022	Util Pay	1		Xpress Bill Pay	163.11	Xpress Import - EFT - 09-29-2022__daily_batch.csv
2022	3272	09/29/2022	Util Pay	1		Xpress Bill Pay	80.00	Xpress Import - Metavante - 09-29-2022__daily_batch
2022	3273	09/29/2022	Util Pay	1		Xpress Bill Pay	112.91	Xpress Import - OnlineResources - 09-29-2022__daily
2022	3274	09/29/2022	Util Pay	1		Xpress Bill Pay	106.06	Xpress Import - CheckFree - 09-29-2022__daily_batch
2022	3277	09/30/2022	Util Pay	1		Batch Customer	350.00	
2022	3278	09/30/2022	Tr Rec	1		Water Wagon LLC	200.00	Fire Hydrant Permit Refundable Deposit Fee
2022	3281	09/30/2022	Util Pay	1		Xpress Bill Pay	898.12	Xpress Import - CC - 09-30-2022__daily_batch.csv
2022	3282	09/30/2022	Util Pay	1		Xpress Bill Pay	1,087.22	Xpress Import - EFT - 09-30-2022__daily_batch.csv
2022	3283	09/30/2022	Util Pay	1		Xpress Bill Pay	272.00	Xpress Import - CheckFree - 09-30-2022__daily_batch
Receipts Outstanding:							<u>4,778.59</u>	
2016	1220	03/16/2016	Claims	1	31118	Cecelia Joan Huard C/O Brad Huard	6.20	Refund inactive customer credit balance
2017	8301	11/01/2017	Claims	1	33126	David & Angela Hill	87.43	041725.1 - 393 NECHERRY ST
2018	768	02/07/2018	Claims	1	33497	Renee Wuollet	11.38	020675.0 - 560 NECENTER PL
2018	1201	03/07/2018	Claims	1	33577	Chris Parker	3.17	040127.2 - 705 NECHURCH PLACE # E
2018	3179	06/20/2018	Claims	1	33915	Lourens and Monette Pretorius	16.96	053189.0 - 17 ANNIE LANE
2018	7272	09/05/2018	Payroll	1	34156	Savannah Vargas	49.10	Aug Payroll #2
2018	7524	09/20/2018	Payroll	1	34222	Savannah Vargas	20.68	Sept Payroll #1
2018	8618	12/05/2018	Payroll	1	34449	Angelina Heredia	27.70	Nov Payroll #2
2019	2627	06/05/2019	Claims	1	35066	Christopher Stiffler	168.00	Reimburse - Wildland Firefighter Exam Fee
2019	3568	08/07/2019	Claims	1	35245	Mark Long	179.21	071525.2 - 1196 WJEWETT BLVD 1198 - Refund Credit Balance On Utility Acct #4750
2020	1811	05/06/2020	Claims	1	36098	James B Roberson Trust Lisa Doslu, Trustee	10.38	062750.0 - 625 SWWAUBISH ST- Credit Balance Refund
2021	218	01/20/2021	Claims	1	36799	Thomas Hood	4.71	073225.0 - 1180 SWTHORNTON DR - Utility Account 5592 Credit Balance Refund
2021	228	01/20/2021	Claims	1	36809	Jennifer Schwab	49.19	064200.1 - 366 SWEYRIE RD - Utility Account 5929 Credit Balance Refund
2021	232	01/20/2021	Claims	1	36813	Garret Zallen	0.05	022650.3 - 645 NEGRANDVIEW BLVD - Utility Account 1204 Credit Balance Refund
2021	1733	05/19/2021	Claims	1	37101	Nora B. Kyte	3.34	011450.0 - 552 SEOAK ST - Credit Balance Refund
2021	3458	10/06/2021	Claims	1	37455	Ernie's Locks & Keys LLC	325.00	Park - Locksmithing
2021	4396	12/20/2021	Payroll	1	37678	Christopher Stiffler	27.70	Dec Payroll #2

TREASURER'S REPORT

Outstanding Vouchers

City Of White Salmon

09/01/2022 To: 09/30/2022

As Of: 09/30/2022 Date: 10/10/2022

Time: 09:36:29 Page: 6

Year	Trans#	Date	Type	Acct#	War#	Vendor	Amount	Memo
2022	2308	07/06/2022	Claims	1	38258	Reynier, Ron Atty At Law	1,400.00	City Prosecuting Agreement - July 2022
2022	2674	08/03/2022	Claims	1	38332	Reynier, Ron Atty At Law	1,400.00	City Prosecuting Agreement - August 2022
2022	2803	08/17/2022	Claims	1	38350	Ryan Barrett	682.15	In Person Interview Expense Reimbursement
2022	2956	09/06/2022	Payroll	1	38387	Patricia F Fink	152.42	September Payroll #1
2022	3057	09/07/2022	Claims	1	38429	Reynier, Ron Atty At Law	1,400.00	City Prosecuting Agreement - September 2022
2022	3187	09/21/2022	Claims	1	38456	Shelley Baxter	150.00	Park Event Deposit Refund
2022	3188	09/21/2022	Claims	1	38457	Bingen, City Of	262,757.18	Wastewater Treatment Plant Construction - September 2022; Wastewater Treatment Plant Construction - Pre-Construction Loan Payback - September 2022
2022	3190	09/21/2022	Claims	1	38459	CenturyLink	1,367.34	
2022	3192	09/21/2022	Claims	1	38461	Columbia Gorge News, LLC	140.00	Legal Advertising - #543 August 31 Notice of Public Hearing; Legal Advertising - #544 Notice of Public Hearing; Legal Advertising - #539 Notice of Ordinance 2022-08-1109; Legal Advertising - #540 Noti
2022	3196	09/21/2022	Claims	1	38465	Brenda Hope	150.00	Park Event Deposit Refund
2022	3198	09/21/2022	Claims	1	38467	Icesoft Technologies Inc	2,200.00	
2022	3202	09/21/2022	Claims	1	38471	Nelson Nygaard Consulting Assoc., Inc.	3,705.00	Lite Transportation System Plan
2022	3206	09/21/2022	Claims	1	38475	Republic Services #487	528.47	Garbage Service - August 2022
2022	3209	09/21/2022	Claims	1	38478	WA State Dept Health	778.00	PWS ID#96350 Transmission Main Replacement Phase 1 submittal #22-0204
2022	3211	09/21/2022	Claims	1	38480	Xerox Financial Services, LLC	772.93	City Hall - Xerox Lease; Police - Xerox Lease
2022	3275	09/30/2022	Claims	1	38481	Gorge Networks Inc	760.94	City Hall - Internet Service
2022	3276	09/30/2022	Claims	1	38482	PUD No 1 Of Klickitat County	3,055.85	Electricity - Mt Adams Chamber of Commerce ; Electricity - Jewett St Fireman's Park ; Electricity - New City Shop / Fire Hall ; Electricity - Spring Street Reservoir ; Electricity - 142 Police Dep
							282,390.48	

Fund	Claims	Payroll	Total
001 Current Expense	11,534.20	199.91	11,734.11
101 Street Fund	5,301.88	0.00	5,301.88
107 Pool Fund	0.00	77.69	77.69

TREASURER'S REPORT

Outstanding Vouchers

09/01/2022 To: 09/30/2022

As Of: 09/30/2022 Date: 10/10/2022

Time: 09:36:29 Page: 7

City Of White Salmon

Year	Trans#	Date	Type	Acct#	War#	Vendor	Amount	Memo	
							Claims	Payroll	Total
							1,973.84	0.00	1,973.84
							7,332.63	0.00	7,332.63
							-6.41	0.00	-6.41
							255,976.74	0.00	255,976.74
							<u>282,112.88</u>	<u>277.60</u>	<u>282,390.48</u>

TREASURER'S REPORT
Signature Page

City Of White Salmon

09/01/2022 To: 09/30/2022

Time: 09:36:29 Date: 10/10/2022
Page: 8

We the undersigned officers for the City of White Salmon have reviewed the foregoing report and acknowledge that to the best of our knowledge this report is accurate and true:

Signed: Stephanie Post 10/10/22 Signed: _____
Clerk/Treasurer / Date Chairman Budget Committee / Date

City of White Salmon
September 2022 Treasurer's Report Reconciliation

	Revenue	Expenditures
	505,545.35	811,305.62
Treasurer's Receipts	214,394.62	557,560.72 Claims
Utility Receipts	236,384.82	198,704.33 Payroll
Interfund Transfers	54,959.84	54,959.84 Interfund Transfers
	0.00	274.66 Service Charge - Account Analysis
	0.00	0.00 Service Charge - Checks
Revenue to Expenditure		Revenue to Expenditure (Reimbursement for Credit Balance)
Service Charge (NSF)		0.00 Insufficient Funds
	0.00	0.00
Expenditure to Revenue	-58.05	-58.05 Expenditure to Revenue (Utility Balance Refund)
Expenditure to Revenue	-135.88	-135.88 Expenditure to Revenue (Utility Balance Refund)
Expenditure to Revenue		Expenditure to Revenue (Planning Application Refund)
Expenditure to Revenue	0.00	0.00 Expenditure to Revenue (Park Deposit Refund)
	505,545.35	811,305.62
	0.00	0.00

City of White Salmon

2022 September Treasurer's Report Reconciliation to Bank Statements

Treasurer's Report Ending Balance	5,928,336.45
Treasurer's Report Adjusted Ending Balance	6,205,948.34
Columbia State Bank (Cash)	2,673,752.19
US Bank (Time Value - Investment)	0.00
WA State Treasurer (State Pool - Investment)	3,531,871.15
Petty Cash	25.00
Drawer 1	150.00
Drawer 2	150.00
Drawer 3	0.00
Total Cash and Investments	6,205,948.34
Less Outstanding Checks (Page 7 of Treasurer's Report)	-282,390.48
Plus Outstanding Deposits (Page 1 of Treasurer's Report)	4,778.59
Bank Statement Adjusted Ending Balance	5,928,336.45
Difference	0.00

BANK RECONCILIATION

City Of White Salmon

Time: 09:34:57 Date: 10/10/2022

09/01/2022 To: 09/30/2022

Page: 1

1 Checking Account

Date	Balance Forward	2,673,752.19
08/26/2022		167.09
08/29/2022		343.01
08/30/2022		989.45
08/31/2022		1,904.98
09/01/2022		7,537.79
09/02/2022		2,527.60
09/03/2022		276.55
09/04/2022		204.57
09/05/2022		1,256.25
09/06/2022		21,547.37
09/07/2022		8,717.79
09/08/2022		94,777.37
09/09/2022		13,242.27
09/10/2022		995.60
09/11/2022		284.10
09/12/2022		24,513.52
09/13/2022		4,840.18
09/14/2022		3,824.47
09/15/2022		26,135.21
09/16/2022		12,159.68
09/17/2022		7,255.22
09/18/2022		6,577.02
09/19/2022		17,488.73
09/20/2022		77,926.80
09/21/2022		3,168.02
09/22/2022		1,297.04
09/23/2022		1,040.54
09/26/2022		11,984.02
09/27/2022		1,288.35
09/28/2022		224.15
09/29/2022		1,244.95
09/30/2022		86,246.11
	Total Credits:	441,985.80

Year	Trans#	Date	Type	Chk#	Vendor	
2022	2198	07/05/2022	Payroll	38212	Patricia F Fink	152.42
2022	2282	07/06/2022	Claims	38232	Columbia Gorge Running Club	150.00
2022	2656	08/03/2022	Claims	38314	Kevin Kane	105.22
2022	2657	08/03/2022	Claims	38315	Kevin Kane	105.22
2022	2604	08/05/2022	Payroll	38298	Patricia F Fink	152.42
2022	2606	08/05/2022	Payroll	38299	Benjamin C Giant	152.42
2022	2799	08/17/2022	Claims	38346	Ace Hardware	270.41
2022	2833	08/17/2022	Claims	38380	Vanguard Nursery	70.93
2022	2896	08/24/2022	Claims	38385	CenturyLink	1,367.34
2022	2993	09/05/2022	Claims		Xpress Bill Pay	671.13
2022	2994	09/05/2022	Claims		Chase Paymentech	1,803.90
2022	2948	09/06/2022	Payroll		Ryan Hardie Adam	2,011.01
2022	2949	09/06/2022	Payroll		William R Avery II	3,137.57
2022	2950	09/06/2022	Payroll		Jan Brending	2,970.43
2022	2951	09/06/2022	Payroll		Jeff C Broderick	733.53
2022	2952	09/06/2022	Payroll		Erika Castro-Guzman	2,090.88
2022	2953	09/06/2022	Payroll		Jeffrey Cooper	2,732.73
2022	2954	09/06/2022	Payroll		Kate E Daniels	2,103.92
2022	2955	09/06/2022	Payroll		Andrew Dirks	1,819.59

BANK RECONCILIATION

City Of White Salmon

Time: 09:34:57 Date: 10/10/2022

09/01/2022 To: 09/30/2022

Page: 2

Year	Trans#	Date	Type	Chk#	Vendor	
2022	2957	09/06/2022	Payroll		Lisa L George	2,379.38
2022	2958	09/06/2022	Payroll	38388	Benjamin C Giant	152.42
2022	2959	09/06/2022	Payroll		Suzanne F Gilmer	92.35
2022	2960	09/06/2022	Payroll		Edward L Gunnyon	3,245.51
2022	2961	09/06/2022	Payroll		Jason L Hartmann	152.42
2022	2962	09/06/2022	Payroll		Michael L Hepner	4,488.33
2022	2963	09/06/2022	Payroll		William F Hunsaker	2,713.07
2022	2964	09/06/2022	Payroll		Cynthia D Jewell	2,007.97
2022	2965	09/06/2022	Payroll		Marla A Keethler	601.35
2022	2966	09/06/2022	Payroll		Jason Kinley	2,781.47
2022	2967	09/06/2022	Payroll		Ross E Lambert	2,235.65
2022	2968	09/06/2022	Payroll		Joshua Lewis	2,915.03
2022	2969	09/06/2022	Payroll		David S Lindley	152.42
2022	2970	09/06/2022	Payroll		Madelynn M McIlwain	2,501.91
2022	2971	09/06/2022	Payroll		Stephanie M Porter	2,323.97
2022	2972	09/06/2022	Payroll		Frank Randall	2,997.09
2022	2973	09/06/2022	Payroll		James A Ransier	277.10
2022	2974	09/06/2022	Payroll		Troy Rosenburg	1,999.72
2022	2975	09/06/2022	Payroll	38389	Jess W Wardwell	92.35
2022	2977	09/06/2022	Payroll		AFLAC	205.54
2022	2978	09/06/2022	Payroll		Association Of WA Cities	34,879.00
2022	2979	09/06/2022	Payroll		Internal Revenue Service	19,638.45
2022	2980	09/06/2022	Payroll		LifeSecure Insurance Company	1,221.60
2022	2981	09/06/2022	Payroll		LifeSecure Insurance Company	410.79
2022	2982	09/06/2022	Payroll		LifeSecure Insurance Company	159.33
2022	2983	09/06/2022	Payroll		Oregon Department of Revenue	190.00
2022	2984	09/06/2022	Payroll		Standard Insurance	373.35
2022	2985	09/06/2022	Payroll		WA State Dept Retirement Systems	75.00
2022	2986	09/06/2022	Payroll		WA State Dept Retirement Systems	11,152.47
2022	3012	09/06/2022	Payroll	38390	WSCCCE	839.88
2022	3437	09/06/2022	Payroll		Standard Insurance	-19.65
2022	2996	09/07/2022	Claims		Kenneth B. Woodrich PC	3,994.00
2022	3019	09/07/2022	Claims	38391	Ace Hardware	433.29
2022	3020	09/07/2022	Claims	38392	Aramark Uniform Services	362.35
2022	3021	09/07/2022	Claims	38393	Aspect Consulting	1,297.00
2022	3022	09/07/2022	Claims	38394	BSK Associates	233.00
2022	3023	09/07/2022	Claims	38395	Bingen, City Of	30,141.63
2022	3024	09/07/2022	Claims	38396	C.M. & W.O. Sheppard Inc	283.34
2022	3025	09/07/2022	Claims	38397	Mark Campbell	1,046.82
2022	3026	09/07/2022	Claims	38398	Charter Communications	277.95
2022	3027	09/07/2022	Claims	38399	CivicPlus LLC	1,575.00
2022	3028	09/07/2022	Claims	38400	Cultureseed	150.00
2022	3029	09/07/2022	Claims	38401	DJ's Repair	108.79
2022	3030	09/07/2022	Claims	38402	DJC Oregon	36.30
2022	3031	09/07/2022	Claims	38403	Databar	3,038.29
2022	3032	09/07/2022	Claims	38404	Gorge Networks Inc	788.66
2022	3033	09/07/2022	Claims	38405	Gower Law Office	557.50
2022	3034	09/07/2022	Claims	38406	H.D. Fowler Company	6,613.69
2022	3035	09/07/2022	Claims	38407	Donald and Judy Harvey	58.05
2022	3036	09/07/2022	Claims	38408	Hunsaker Oil Company Inc	1,402.40
2022	3037	09/07/2022	Claims	38409	Ned Kindler	170.10
2022	3038	09/07/2022	Claims	38410	Klickitat County Prosecutor	10.64
2022	3039	09/07/2022	Claims	38411	Paul Koch	15,525.00
2022	3040	09/07/2022	Claims	38412	C/o Mill Creek Police Dpt L.E.I.R.A.	50.00
2022	3041	09/07/2022	Claims	38413	L.N, Curtis & Sons	1,053.81
2022	3042	09/07/2022	Claims	38414	Masonic Lodge # 163	500.00
2022	3043	09/07/2022	Claims	38415	Master Meter, Inc.	2,000.00

BANK RECONCILIATION

City Of White Salmon

Time: 09:34:57 Date: 10/10/2022

09/01/2022 To: 09/30/2022

Page: 3

Year	Trans#	Date	Type	Chk#	Vendor	
2022	3044	09/07/2022	Claims	38416	Mosier WiNet	455.00
2022	3045	09/07/2022	Claims	38417	Motorola Solutions, Inc.	3,169.53
2022	3046	09/07/2022	Claims	38418	NAPA Auto Parts dba Gorge Auto Parts	890.74
2022	3047	09/07/2022	Claims	38419	NW Natural	148.14
2022	3048	09/07/2022	Claims	38420	Office Depot	147.67
2022	3049	09/07/2022	Claims	38421	One Call Concepts Inc	33.17
2022	3050	09/07/2022	Claims	38422	Onsite Supply House LLC	70.35
2022	3051	09/07/2022	Claims	38423	Owen Equipment Company	248.54
2022	3052	09/07/2022	Claims	38424	PUD No 1 Of Klickitat County	11,377.63
2022	3053	09/07/2022	Claims	38425	Pioneer Surveying Engineering Inc	7,890.00
2022	3054	09/07/2022	Claims	38426	Platt Electrical, dba of Rexel USA, INC	59.65
2022	3055	09/07/2022	Claims	38427	Radcomp Computers Inc	135.88
2022	3056	09/07/2022	Claims	38428	James A Ransier	471.66
2022	3058	09/07/2022	Claims	38430	Same Day Stage	138.00
2022	3059	09/07/2022	Claims	38431	Setina Manufacturing Co. Inc	474.88
2022	3060	09/07/2022	Claims	38432	Shred-it USA LLC	683.94
2022	3061	09/07/2022	Claims	38433	Larry Spencer	170.10
2022	3062	09/07/2022	Claims	38434	TransUnion Risk & Alternative	80.63
2022	3063	09/07/2022	Claims	38435	Treecology Consulting Group LLC	1,600.00
2022	3064	09/07/2022	Claims	38436	US Bank	5,873.32
2022	3065	09/07/2022	Claims	38437	WA State Dept Health	32,323.36
2022	3066	09/07/2022	Claims	38438	WA State Treas. Cash Mgmt Dept	604.51
2022	3067	09/07/2022	Claims	38439	Walter E. Nelson Co.	315.17
2022	3068	09/07/2022	Claims	38440	White Salmon, City Of	86,110.22
2022	3069	09/07/2022	Claims	38441	Wilcox & Flegel	4,513.71
2022	3070	09/07/2022	Claims	38442	Zaya LLC	875.00
2022	3355	09/07/2022	Claims		Creative Displays Inc.	2,442.00
2022	2991	09/10/2022	Claims		USDA Rural Development	7,920.00
2022	3100	09/12/2022	Claims		WA State Dept Licensing	13.25
2022	3176	09/15/2022	Ser Chge		Columbia Bank #1080	274.66
2022	3164	09/19/2022	Claims		Starlink	110.00
2022	3130	09/20/2022	Payroll		Ryan Hardie Adam	2,291.48
2022	3131	09/20/2022	Payroll		William R Avery II	3,145.14
2022	3132	09/20/2022	Payroll		Jan Brending	2,972.45
2022	3133	09/20/2022	Payroll		Jeff C Broderick	2,398.44
2022	3134	09/20/2022	Payroll		Erika Castro-Guzman	1,969.15
2022	3135	09/20/2022	Payroll		Jeffrey Cooper	2,067.57
2022	3136	09/20/2022	Payroll		Kate E Daniels	2,384.06
2022	3137	09/20/2022	Payroll		Andrew Dirks	2,503.46
2022	3138	09/20/2022	Payroll		Lisa L George	2,164.91
2022	3139	09/20/2022	Payroll		Edward L Gunnyon	2,737.05
2022	3140	09/20/2022	Payroll		Michael L Hepner	3,044.77
2022	3141	09/20/2022	Payroll		William F Hunsaker	2,710.99
2022	3142	09/20/2022	Payroll		Cynthia D Jewell	1,620.26
2022	3143	09/20/2022	Payroll		Jason Kinley	1,794.25
2022	3144	09/20/2022	Payroll		Ross E Lambert	2,002.52
2022	3145	09/20/2022	Payroll		Joshua Lewis	3,496.05
2022	3146	09/20/2022	Payroll		Madelynn M Mcllwin	2,383.47
2022	3147	09/20/2022	Payroll		Stephanie M Porter	2,483.66
2022	3148	09/20/2022	Payroll		Frank Randall	2,484.68
2022	3149	09/20/2022	Payroll		Troy Rosenburg	1,652.43
2022	3150	09/20/2022	Payroll		Internal Revenue Service	18,250.06
2022	3151	09/20/2022	Payroll		Oregon Department of Revenue	288.00
2022	3152	09/20/2022	Payroll		WA State Dept Retirement Systems	75.00
2022	3153	09/20/2022	Payroll		WA State Dept Retirement Systems	10,797.13
2022	3189	09/21/2022	Claims	38458	Brenntag Pacific, Inc	3,429.22
2022	3191	09/21/2022	Claims	38460	Coburn Electric, Inc.	1,465.97

BANK RECONCILIATION

City Of White Salmon

Time: 09:34:57 Date: 10/10/2022

09/01/2022 To: 09/30/2022

Page: 4

Year	Trans#	Date	Type	Chk#	Vendor	
2022	3193	09/21/2022	Claims	38462	Consolidated Sup Co Inc	1,985.43
2022	3194	09/21/2022	Claims	38463	Corrpro Companies Inc	985.00
2022	3195	09/21/2022	Claims	38464	Excavator Rental Services	186.96
2022	3197	09/21/2022	Claims	38466	Hunsaker Oil Company Inc	30.10
2022	3199	09/21/2022	Claims	38468	James Dean Construction	94.22
2022	3200	09/21/2022	Claims	38469	Klickitat County Health Dept	140.00
2022	3201	09/21/2022	Claims	38470	Knapp, O'Dell & Macpherson PLLC	1,881.00
2022	3203	09/21/2022	Claims	38472	Onsite Supply House LLC	17.36
2022	3204	09/21/2022	Claims	38473	Radcomp Computers	2,203.75
2022	3205	09/21/2022	Claims	38474	Radcomp Technologies	6,762.38
2022	3207	09/21/2022	Claims	38476	USA Blue Book	2,235.37
2022	3208	09/21/2022	Claims	38477	Verizon Wireless	1,021.12
2022	3210	09/21/2022	Claims	38479	Wilcox & Flegel	1,134.33
2022	3218	09/22/2022	Claims		WA State Dept Revenue/Excise	12,694.11
Total Debits:						481,147.96
Reconciled Bank Balance:						2,634,590.03
2022	3255	09/27/2022	Util Pay	58715	Xpress Bill Pay	212.12
2022	3264	09/28/2022	Util Pay	58724	Xpress Bill Pay	116.06
2022	3269	09/29/2022	Tr Rec	58729	Permitting Customer	60.00
2022	3270	09/29/2022	Util Pay	58730	Xpress Bill Pay	1,120.99
2022	3271	09/29/2022	Util Pay	58731	Xpress Bill Pay	163.11
2022	3272	09/29/2022	Util Pay	58732	Xpress Bill Pay	80.00
2022	3273	09/29/2022	Util Pay	58733	Xpress Bill Pay	112.91
2022	3274	09/29/2022	Util Pay	58734	Xpress Bill Pay	106.06
2022	3277	09/30/2022	Util Pay	58735	Batch Customer	350.00
2022	3278	09/30/2022	Tr Rec	58736	Water Wagon LLC	200.00
2022	3281	09/30/2022	Util Pay	58739	Xpress Bill Pay	898.12
2022	3282	09/30/2022	Util Pay	58740	Xpress Bill Pay	1,087.22
2022	3283	09/30/2022	Util Pay	58741	Xpress Bill Pay	272.00
Outstanding Credits:						-4,778.59
2016	1220	03/16/2016	Claims	31118	Huard C/O Brad Huard, Cecelia Joan	6.20
2017	8301	11/01/2017	Claims	33126	Hill, David & Angela	87.43
2018	768	02/07/2018	Claims	33497	Wuollet, Renee	11.38
2018	1201	03/07/2018	Claims	33577	Parker, Chris	3.17
2018	3179	06/20/2018	Claims	33915	Pretorius, Lourens and Monette	16.96
2018	7272	09/05/2018	Payroll	34156	Vargas, Savannah	49.10
2018	7524	09/20/2018	Payroll	34222	Vargas, Savannah	20.68
2018	8618	12/05/2018	Payroll	34449	Heredia, Angelina	27.70
2019	2627	06/05/2019	Claims	35066	Stiffler, Christopher	168.00
2019	3568	08/07/2019	Claims	35245	Long, Mark	179.21
2020	1811	05/06/2020	Claims	36098	Lisa Doslu, Trustee, James B Roberson Trust	10.38
2021	218	01/20/2021	Claims	36799	Hood, Thomas	4.71
2021	228	01/20/2021	Claims	36809	Schwab, Jennifer	49.19
2021	232	01/20/2021	Claims	36813	Zallen, Garret	0.05
2021	1733	05/19/2021	Claims	37101	Kyte, Nora B.	3.34
2021	3458	10/06/2021	Claims	37455	Ernie's Locks & Keys LLC	325.00
2021	4396	12/20/2021	Payroll	37678	Stiffler, Christopher	27.70
2022	2308	07/06/2022	Claims	38258	Reynier, Ron Atty At Law	1,400.00
2022	2674	08/03/2022	Claims	38332	Reynier, Ron Atty At Law	1,400.00
2022	2803	08/17/2022	Claims	38350	Barrett, Ryan	682.15
2022	2956	09/06/2022	Payroll	38387	Fink, Patricia F	152.42
2022	3057	09/07/2022	Claims	38429	Reynier, Ron Atty At Law	1,400.00
2022	3187	09/21/2022	Claims	38456	Baxter, Shelley	150.00
2022	3188	09/21/2022	Claims	38457	Bingen, City Of	262,757.18
2022	3190	09/21/2022	Claims	38459	CenturyLink	1,367.34
2022	3192	09/21/2022	Claims	38461	Columbia Gorge News, LLC	140.00

BANK RECONCILIATION

City Of White Salmon

Time: 09:34:57 Date: 10/10/2022

09/01/2022 To: 09/30/2022

Page: 5

2022	3196	09/21/2022	Claims	38465	Hope, Brenda	150.00
2022	3198	09/21/2022	Claims	38467	Icesoft Technologies Inc	2,200.00
2022	3202	09/21/2022	Claims	38471	Nelson Nygaard Consulting Assoc., Inc.	3,705.00
2022	3206	09/21/2022	Claims	38475	Republic Services #487	528.47
2022	3209	09/21/2022	Claims	38478	WA State Dept Health	778.00
2022	3211	09/21/2022	Claims	38480	Xerox Financial Services, LLC	772.93
2022	3275	09/30/2022	Claims	38481	Gorge Networks Inc	760.94
2022	3276	09/30/2022	Claims	38482	PUD No 1 Of Klickitat County	3,055.85

Outstanding Debits: 282,390.48

Reconciled Book Balance: 2,356,978.14



Direct Inquiries to:
White Salmon (509) 493-2500
 P O Box 279 White Salmon WA 98672

STATEMENT OF ACCOUNT

Statement Date: 09/30/22
 Last Statement Date: 08/31/22
 Account: XXXXXX2469

279

CITY OF WHITE SALMON
 PO BOX 2139
 WHITE SALMON WA 98672-2139



SUMMARY OF ACCOUNT BALANCES

Account Name	Account Number	Ending Balance
Public Checking	XXXXXX2469	\$2,673,752.19

Public Checking

Account Number	XXXXXX2469	Beginning Balance	\$2,712,914.35
Low Balance	\$2,564,502.05	Credits	
		Deposits	\$181,363.27
		ACH Credits	\$260,622.53
		Other Credits	\$0.00
		Total Credits	\$441,985.80
		Total Account Fees	\$0.00
		Debits	
		ACH Debits	\$224,673.65
		Other Debits	\$2,716.66
		Electronic Checks	\$0.00
		Checks	\$253,757.65
		Total Debits	\$481,147.96
		Ending Balance	\$2,673,752.19

DEPOSITS

Date	Description	Amount
09-01	Deposit	\$124.81
09-02	Deposit	\$1,408.07
09-06	Deposit	\$1,016.65
09-07	Deposit	\$18,840.14
09-08	Deposit	\$3,511.54
09-09	Deposit	\$90,271.49
09-12	Deposit	\$9,829.54
09-13	Deposit	\$20,999.37
09-14	Deposit	\$1,262.43
09-15	Deposit	\$1,582.69
09-16	Deposit	\$10,280.50
09-19	Deposit	\$7,046.45

Statement Date: 09/30/22

Account: XXXXXX2469

DEPOSITS (continued)

Date	Description	Amount
09-20	Deposit	\$5,967.00
09-21	Deposit	\$1,586.10
09-22	Deposit	\$763.10
09-23	Deposit	\$800.82
09-26	Deposit	\$612.50
09-27	Deposit	\$3,950.97
09-28	Deposit	\$111.98
09-29	Deposit	\$152.17
09-30	Deposit	\$1,244.95
Total Deposits:		\$181,363.27


ACH CREDITS

Date	Description	Amount
09-01	Preauthorized ACH Cr CITY OF WHITE SA CREDITS 124000059301048 180651718WD	\$167.09
09-01	Preauthorized ACH Cr PAYMENTECH DEPOSIT 21000026309202 5708363	\$600.39
09-02	Preauthorized ACH Cr CITY OF WHITE SA CREDITS 124000050656877 180756077WD	\$175.92
09-02	Preauthorized ACH Cr PAYMENTECH DEPOSIT 21000022081134 5708363	\$1,573.89
09-06	Preauthorized ACH Cr PAYMENTECH DEPOSIT 21000024339383 5708363	\$204.57
09-06	Preauthorized ACH Cr PAYMENTECH DEPOSIT 21000028193289 5708363	\$204.57
09-06	Preauthorized ACH Cr WA ST TREASURER REVDISTRIB 42000014346984 02530	\$279.17
09-06	Preauthorized ACH Cr CITY OF WHITE SA CREDITS 124000052434219 180836317WD	\$389.06
09-06	Preauthorized ACH Cr PAYMENTECH DEPOSIT 21000024362524 5708363	\$620.30
09-06	Preauthorized ACH Cr PAYMENTECH DEPOSIT 21000023855712 5708363	\$3,095.10
09-07	Preauthorized ACH Cr CITY OF WHITE SA CREDITS 124000054084729 180895641WD	\$373.37
09-07	Preauthorized ACH Cr PAYMENTECH DEPOSIT 21000020221191 5708363	\$528.21
09-08	Preauthorized ACH Cr PAYMENTECH DEPOSIT 21000020343902 5708363	\$1,255.69
09-08	Preauthorized ACH Cr CITY OF WHITE SA CREDITS 124000055688618 181044110WD	\$3,034.62
09-09	Preauthorized ACH Cr WA ST TREASURER REVDISTRIB 42000015509811 02530	\$150.00
09-09	Preauthorized ACH Cr CITY OF WHITE SA CREDITS 124000056970153 181113446WD	\$1,690.67
09-09	Preauthorized ACH Cr PAYMENTECH DEPOSIT 21000026047687 5708363	\$1,973.50
09-12	Preauthorized ACH Cr PAYMENTECH DEPOSIT 21000027377205 5708363	\$1,052.06
09-12	Preauthorized ACH Cr CITY OF WHITE SA CREDITS 124000058097228 181182792WD	\$1,172.37
09-13	Preauthorized ACH Cr WA ST TREASURER REVDISTRIB 42000016299153 02530	\$25.00

Statement Date: 09/30/22

Account: XXXXXX2469

ACH CREDITS (continued)

Date	Description	Amount
09-13	Preauthorized ACH Cr PAYMENTECH DEPOSIT 21000022671058 5708363	\$284.10
09-13	Preauthorized ACH Cr PAYMENTECH DEPOSIT 21000026931000 5708363	\$761.40
09-13	Preauthorized ACH Cr PAYMENTECH DEPOSIT 21000025046632 5708363	\$1,418.13
09-13	Preauthorized ACH Cr CITY OF WHITE SA CREDITS 124000059151033 181253389WD	\$3,232.75
09-14	Preauthorized ACH Cr PAYMENTECH DEPOSIT 21000023147608 5708363	\$1,666.28
09-14	Preauthorized ACH Cr CITY OF WHITE SA CREDITS 124000050158127 181411918WD	\$3,453.82
09-15	Preauthorized ACH Cr PAYMENTECH DEPOSIT 21000022578588 5708363	\$1,973.34
09-15	Preauthorized ACH Cr CITY OF WHITE SA CREDITS 124000051165914 181480366WD	\$2,078.80
09-16	Preauthorized ACH Cr WA ST TREASURER REVDISTRIB 42000018517174 02530	\$495.83
09-16	Preauthorized ACH Cr PAYMENTECH DEPOSIT 21000023262426 5708363	\$689.84
09-16	Preauthorized ACH Cr CITY OF WHITE SA CREDITS 124000052405286 181551156WD	\$1,953.93
09-19	Preauthorized ACH Cr CITY OF WHITE SA CREDITS 124000053517847 181713782WD	\$1,473.35
09-19	Preauthorized ACH Cr PAYMENTECH DEPOSIT 21000020993061 5708363	\$10,243.43
09-20	Preauthorized ACH Cr WA ST TREASURER REVDISTRIB 42000019834090 02530	\$91.67
09-20	Preauthorized ACH Cr CITY OF WHITE SA CREDITS 124000054638347 181786616WD	\$1,551.94
09-20	Preauthorized ACH Cr PAYMENTECH DEPOSIT 21000020531158 5708363	\$2,103.80
09-20	Preauthorized ACH Cr PAYMENTECH DEPOSIT 21000022508961 5708363	\$4,233.85
09-20	Preauthorized ACH Cr PAYMENTECH DEPOSIT 21000021303158 5708363	\$4,360.54
09-20	Preauthorized ACH Cr CITY WS DB UTILPYM 5200 125108270011944 1916001528	\$44,605.97
09-21	Preauthorized ACH Cr CITY OF WHITE SA CREDITS 124000055644449 181916885WD	\$5,611.28
09-21	Preauthorized ACH Cr PAYMENTECH DEPOSIT 21000029305439 5708363	\$6,378.75
09-22	Preauthorized ACH Cr CITY OF WHITE SA CREDITS 124000056527595 182084168WD	\$7,751.45
09-22	Preauthorized ACH Cr PAYMENTECH DEPOSIT 21000022785960 5708363	\$17,702.47
09-23	Preauthorized ACH Cr WA ST TREASURER REVDISTRIB 42000012367880 02530	\$250.00
09-23	Preauthorized ACH Cr PAYMENTECH DEPOSIT 21000026218746 5708363	\$1,540.77
09-23	Preauthorized ACH Cr CITY OF WHITE SA CREDITS 124000057725738 182157063WD	\$5,142.98
09-26	Preauthorized ACH Cr PAYMENTECH DEPOSIT 21000025837960 5708363	\$318.18

Statement Date: 09/30/22

Account: XXXXXX2469

ACH CREDITS (continued)

Date	Description	Amount
09-26	Preauthorized ACH Cr KCLICKITAT COUNTY PAYMENTS 125108270007403 WHITE SALMON	\$6,617.98
09-26	Preauthorized ACH Cr CITY OF WHITE SA CREDITS 124000058783255 182227128WD	\$13,940.59
09-27	Preauthorized ACH Cr PAYMENTECH DEPOSIT 21000022516100 5708363	\$71.98
09-27	Preauthorized ACH Cr WA ST TREASURER REVDISTRIB 42000013417673 02530	\$150.00
09-27	Preauthorized ACH Cr CITY OF WHITE SA CREDITS 124000050444924 182308569WD	\$864.15
09-28	Preauthorized ACH Cr CITY OF WHITE SA CREDITS 124000050817288 182557460WD	\$51.83
09-28	Preauthorized ACH Cr PAYMENTECH DEPOSIT 21000025738041 5708363	\$1,277.40
09-29	Preauthorized ACH Cr CITY OF WHITE SA CREDITS 124000051807179 182613810WD	\$106.06
09-29	Preauthorized ACH Cr PAYMENTECH DEPOSIT 21000023456217 5708363	\$1,026.37
09-30	Preauthorized ACH Cr PAYMENTECH DEPOSIT 21000028138324 5708363	\$71.98
09-30	Preauthorized ACH Cr CITY OF WHITE SA CREDITS 124000053242440 182679328WD	\$263.88
09-30	Preauthorized ACH Cr WA ST TREASURER REVDISTRIB 42000017840045 02530	\$86,246.11

Total ACH Credits: \$260,622.53
ACH DEBITS

Date	Description	Amount
09-02	Preauthorized ACH Dr Vimly Benefit So AWC 111000026919375 ST-Q7T9B1R6V8T1	\$34,879.00
09-06	Preauthorized ACH Dr WA DEPT RET SYS DRS EPAY 42000015434476 04303626	\$75.00
09-06	Preauthorized ACH Dr LIFESECURE INSU INSURANCE LISTBILL 111000013220062 LB0000000070202	\$159.33
09-06	Preauthorized ACH Dr Standard Ins premium 42000017878007 STASIC000210204	\$353.70
09-06	Preauthorized ACH Dr Xpress Bill Pay Billing 124000053133149 10295	\$671.13
09-06	Preauthorized ACH Dr PAYMENTECH FEE 21000023876895 5708363	\$1,803.90
09-06	Preauthorized ACH Dr WA DEPT RET SYS DRS EPAY 42000015434475 04303625	\$11,152.47
09-06	Preauthorized ACH Dr IRS USATAXPYMT 61036010090831 270264913314721	\$19,638.45
09-06	Preauthorized ACH Dr CITY WS DB PAYROLL 125108270012421 1916001528	\$51,464.40
09-07	Preauthorized ACH Dr OR REVENUE DEPT TAXPAYMENT 42000014218430 384092288	\$190.00
09-07	Preauthorized ACH Dr CITY WS DB DEPOSIT 125108270007014 1916001528	\$3,994.00
09-08	Preauthorized ACH Dr AFLAC INSURANCE 21000021647005 0EXM7520401	\$205.54
09-08	Preauthorized ACH Dr LIFESECURE INSU INSURANCE 111000018055761 LS00049572	\$410.79

Statement Date: 09/30/22

Account: XXXXXX2469

ACH DEBITS (continued)

Date	Description	Amount
09-08	Preauthorized ACH Dr LIFESECURE INSU INSURANCE 111000018055760 LS00049566	\$1,221.60
09-12	Preauthorized ACH Dr USDA RD DCFO PAYMENT 41036048401532 0000	\$7,920.00
09-15	Preauthorized ACH Dr WA STATE DOL WA ST DMV 42000017814389 VS0000006036476	\$13.25
09-16	Preauthorized ACH Dr Starlink Service Starlink S 111000025841543 ST-B8E2F0D6G6U9	\$110.00
09-20	Preauthorized ACH Dr WA DEPT RET SYS DRS EPAY 42000012408369 04308080	\$10,872.13
09-20	Preauthorized ACH Dr IRS USATAXPYMT 61036010055150 270266354797802	\$18,250.06
09-20	Preauthorized ACH Dr CITY WS DB PAYROLL 125108270011601 1916001528	\$48,306.79
09-21	Preauthorized ACH Dr OR REVENUE DEPT TAXPAYMENT 42000014379560 516860032	\$288.00
09-26	Preauthorized ACH Dr WA DEPT REVENUE TAX PYMT 42000010965319 9546186	\$12,694.11

Total ACH Debits: \$224,673.65
OTHER DEBITS

Date	Description	Amount
09-07	Wire Transfer Out CREATIVE DISPLAY WIRE XFER S INC	\$2,442.00
09-15	Analysis Charge Account Analysis Fee	\$274.66

Total Other Debits: \$2,716.66
CHECKS

Number	Date	Amount	Number	Date	Amount	Number	Date	Amount
38212	09-07	\$152.42	38403	09-12	\$3,038.29	38427	09-13	\$135.88
38232*	09-09	\$150.00	38404	09-13	\$788.66	38428	09-21	\$471.66
38298*	09-07	\$152.42	38405	09-13	\$557.50	38430*	09-20	\$138.00
38299	09-06	\$152.42	38406	09-13	\$6,613.69	38431	09-14	\$474.88
38314*	09-09	\$105.22	38407	09-13	\$58.05	38432	09-16	\$683.94
38315	09-09	\$105.22	38408	09-13	\$1,402.40	38433	09-13	\$170.10
38346*	09-06	\$270.41	38409	09-20	\$170.10	38434	09-13	\$80.63
38380*	09-06	\$70.93	38410	09-19	\$10.64	38435	09-12	\$1,600.00
38385*	09-08	\$1,367.34	38411	09-08	\$15,525.00	38436	09-15	\$5,873.32
38388*	09-26	\$152.42	38412	09-14	\$50.00	38437	09-23	\$32,323.36
38389	09-13	\$92.35	38413	09-13	\$1,053.81	38438	09-14	\$604.51
38390	09-16	\$839.88	38414	09-20	\$500.00	38439	09-13	\$315.17
38391	09-19	\$433.29	38415	09-14	\$2,000.00	38440	09-09	\$86,110.22
38392	09-15	\$362.35	38416	09-16	\$455.00	38441	09-14	\$4,513.71
38393	09-15	\$1,297.00	38417	09-14	\$3,169.53	38442	09-13	\$875.00
38394	09-14	\$233.00	38418	09-14	\$890.74	38458*	09-27	\$3,429.22
38395	09-15	\$30,141.63	38419	09-15	\$148.14	38460*	09-27	\$1,465.97
38396	09-13	\$283.34	38420	09-14	\$147.67	38462*	09-27	\$1,985.43
38397	09-15	\$1,046.82	38421	09-16	\$33.17	38463	09-29	\$985.00
38398	09-14	\$277.95	38422	09-13	\$70.35	38464	09-27	\$186.96
38399	09-14	\$1,575.00	38423	09-15	\$248.54	38466*	09-29	\$30.10
38400	09-20	\$150.00	38424	09-13	\$11,377.63	38468*	09-26	\$94.22
38401	09-15	\$108.79	38425	09-12	\$7,890.00	38469	09-27	\$140.00
38402	09-12	\$36.30	38426	09-12	\$59.65	38470	09-28	\$1,881.00

Statement Date: 09/30/22

Account: XXXXXX2469

CHECKS (continued)

Number	Date	Amount	Number	Date	Amount	Number	Date	Amount
38472*	09-27	\$17.36	38474	09-27	\$6,762.38	38477	09-28	\$1,021.12
38473	09-27	\$2,203.75	38476*	09-30	\$2,235.37	38479*	09-28	\$1,134.33

* indicates skip in check sequence

Total Checks: \$253,757.65

DAILY BALANCES

Date	Balance	Date	Balance	Date	Balance
09-01	\$2,713,806.64	09-13	\$2,605,936.18	09-22	\$2,617,680.64
09-02	\$2,682,085.52	09-14	\$2,598,381.72	09-23	\$2,593,091.85
09-06	\$2,602,082.80	09-15	\$2,564,502.05	09-26	\$2,601,640.35
09-07	\$2,614,893.68	09-16	\$2,575,800.16	09-27	\$2,590,486.38
09-08	\$2,603,965.26	09-19	\$2,594,119.46	09-28	\$2,587,891.14
09-09	\$2,611,580.26	09-20	\$2,578,647.15	09-29	\$2,588,160.64
09-12	\$2,603,089.99	09-21	\$2,591,463.62	09-30	\$2,673,752.19

BANK RECONCILIATION

City Of White Salmon

Time: 17:32:07 Date: 10/09/2022

09/01/2022 To: 09/30/2022

Page: 1

2 State Pool

Date	Balance Forward	3,524,451.57
09/30/2022		<u>7,419.58</u>
	Total Credits:	7,419.58

Year	Trans#	Date	Type	Chk#	Vendor
------	--------	------	------	------	--------

Total Debits: 0.00

Reconciled Bank Balance: 3,531,871.15

Outstanding Credits: _____

Outstanding Debits: _____

Reconciled Book Balance: 3,531,871.15

Local Government Investment Pool
Statement of Account for No: 02530
Primary Account
September 2022

CITY OF WHITE SALMON
PO BOX 2139
WHITE SALMON, WA 98672-8672

Date	Description	Comment	Deposits	Withdrawals	Balance
09/01/2022	Beginning Balance				3,524,451.57
09/30/2022	Month End Balance				3,524,451.57
	September Earnings	Daily Factor Earnings	7,419.58		
	Net Ending Balance				3,531,871.15

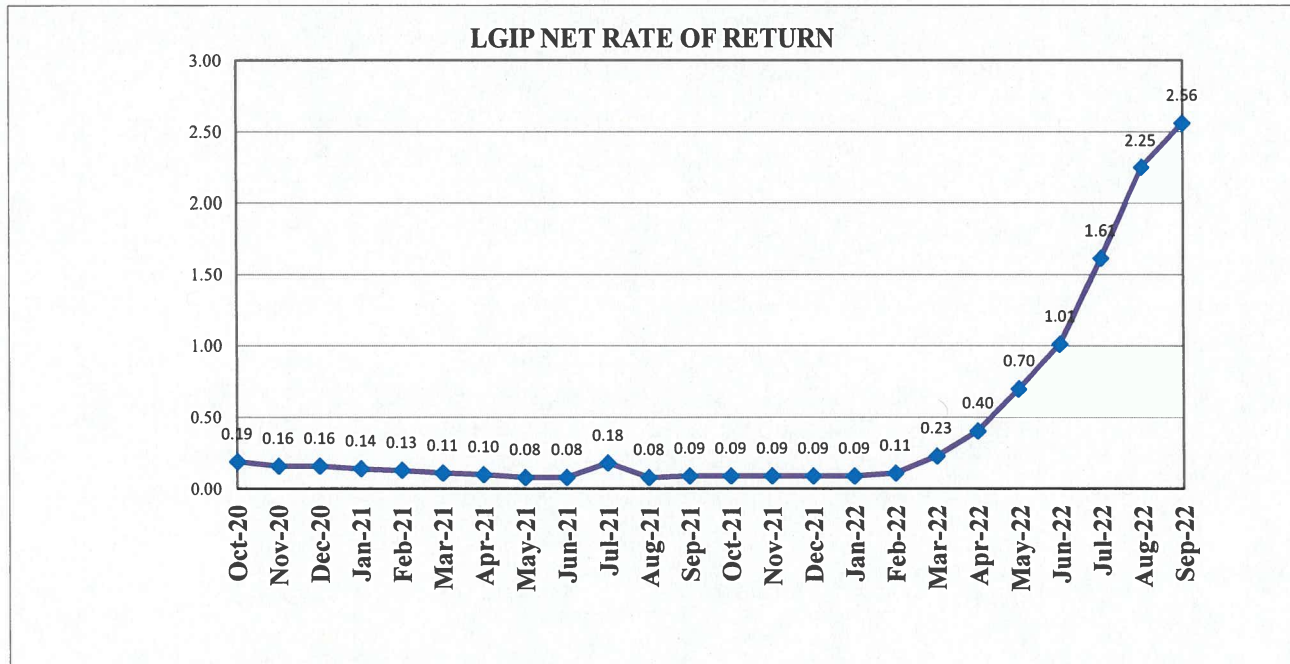
Account Summary

Beginning Balance:	3,524,451.57	Gross Earnings:	7,438.51
Deposits:	0.00	Administrative Fee:	18.93
Withdrawals:	0.00	Net Earnings:	7,419.58
Month End Balance:	3,524,451.57		
Administrative Fee Rate:	0.0065 %	Net Ending Balance:	3,531,871.15
Gross Earnings Rate:	2.5678 %		
Net Earnings Rate:	2.5613 %	Average Daily Balance:	3,524,451.57

**WASHINGTON STATE
LOCAL GOVERNMENT INVESTMENT POOL
September 30, 2022**

Investment Type	Average Balance Sep-22	Sep-22 Percentage	Average Balance CY 2022	2022 Percentage
Agency Bullets	0.00	0.00%	9,523,798.47	0.04%
Agency Discount Notes	1,916,598,567.56	8.82%	1,804,508,167.06	8.02%
Agency Floating Rate Notes	5,284,313,037.65	24.33%	4,494,838,338.17	19.99%
Agency Variable Rate Notes	0.00	0.00%	732,600.73	0.00%
Certificates of Deposit	37,125,000.00	0.17%	60,478,479.86	0.27%
IB Bank Deposit	1,660,502,868.30	7.64%	1,780,432,850.84	7.92%
Repurchase Agreements	4,715,166,666.66	21.71%	3,709,487,179.47	16.49%
SOFR Floating Rate Notes	0.00	0.00%	0.00	0.00%
Supras - Bullets	0.00	0.00%	14,670,929.73	0.07%
Supras - Discount Notes	320,573,710.65	1.48%	431,595,645.66	1.92%
Supras- Floating Rate Notes	0.00	0.00%	0.00	0.00%
Supras - Variables	0.00	0.00%	0.00	0.00%
Term Repurchase Agreements	20,000,000.00	0.09%	584,065,934.07	2.60%
U.S. Treasury Securities	7,095,740,702.66	32.67%	8,744,453,688.01	38.88%
US Treasury Floating Rate Notes	672,352,130.45	3.10%	855,777,844.20	3.81%
Total Avg Daily Balance	21,722,372,683.94	100.00%	22,490,565,456.26	100.00%

Avg Days to Maturity 18 days



* Rates are calculated on a 365-day basis

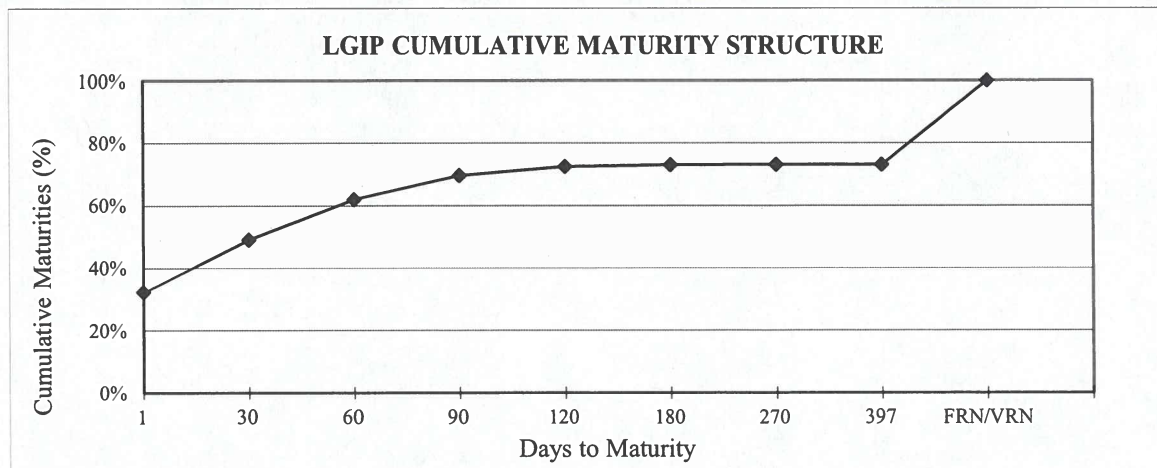
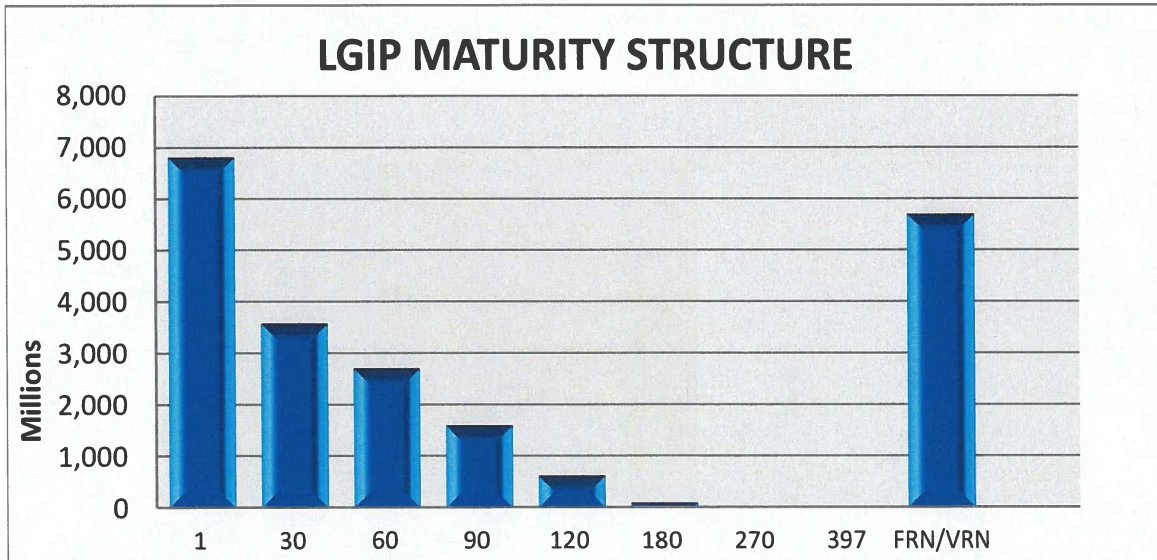
**WASHINGTON STATE
LOCAL GOVERNMENT INVESTMENT POOL
September 30, 2022**

<u>DAYS TO MATURITY</u>	<u>\$ MATURING (PAR VALUE)*</u>	<u>% MATURING</u>	<u>CUMULATIVE % MATURING</u>
1	6,811.00	32.2%	32.2%
2-30	3,585.00	17.0%	49.2%
31-60	2,711.68	12.8%	62.1%
61-90	1,600.00	7.6%	69.6%
91-120	617.13	2.9%	72.5%
121-180	100.00	0.5%	73.0%
181-270	10.00	0.0%	73.1%
271-397	0.00	0.0%	73.1%
FRN/VRN	5,688.51	26.9%	100.0%

PORTFOLIO TOTAL:

21,123.32

* Amounts in millions of dollars



BANK RECONCILIATION

City Of White Salmon

Time: 17:32:13 Date: 10/09/2022

09/01/2022 To: 09/30/2022

Page: 1

3 Petty Cash

Date	Balance Forward	25.00
------	-----------------	-------

Total Credits:	0.00
----------------	------

Year	Trans#	Date	Type	Chk#	Vendor
------	--------	------	------	------	--------

Total Debits:	0.00
---------------	------

Reconciled Bank Balance:	25.00
--------------------------	-------

Outstanding Credits:	
----------------------	--

Outstanding Debits:	
---------------------	--

Reconciled Book Balance:	25.00
---------------------------------	--------------

BANK RECONCILIATION

City Of White Salmon

Time: 11:00:28 Date: 10/09/2022

09/01/2022 To: 09/30/2022

Page: 1

4 Cash Drawer 1

Date Balance Forward 150.00

Total Credits: 0.00

Year Trans# Date Type Chk# Vendor

Total Debits: 0.00

Reconciled Bank Balance: 150.00

Outstanding Credits: _____

Outstanding Debits: _____

Reconciled Book Balance: 150.00

BANK RECONCILIATION

City Of White Salmon

Time: 11:01:56 Date: 10/09/2022

09/01/2022 To: 09/30/2022

Page: 1

5 Cash Drawer 2

Date	Balance Forward	150.00
------	-----------------	--------

Total Credits:	0.00
----------------	------

Year	Trans#	Date	Type	Chk#	Vendor
------	--------	------	------	------	--------

Total Debits:	0.00
---------------	------

Reconciled Bank Balance:	150.00
--------------------------	--------

Outstanding Credits:

Outstanding Debits:

Reconciled Book Balance:	150.00
---------------------------------	---------------